



# **1988 YEARBOOK**

**SEASON 9**

**Champion**

**Kentucky Wardogs**



# Table of Contents

<b>THE MAJOR LEAGUE - 1988 (by Jim Pertierra)</b> .....	<b>1</b>
---	----------

Player & Pitcher of the Year .....	3
------------------------------------	---

Final American Association Stats .....	5
--	---

Rookie of the Year Awards .....	11
---------------------------------	----

Final American Association Standings .....	12
--	----

The American Game in Review - 1988 (by Mike Short) .....	13
--	----

## **Individual Team Pages:**

Banff Biffs (BF) .....	15
------------------------	----

Baskerville Hounds (BH) .....	16
-------------------------------	----

Chicago Bruins (CB) .....	17
---------------------------	----

Coldwater Lakers (CL) .....	18
-----------------------------	----

Colonie Flames (CF) .....	19
---------------------------	----

Darkfyre Daemons (DF) .....	20
-----------------------------	----

Flin Flon Trappers (FF) .....	21
-------------------------------	----

L&M Librae (LM) .....	22
-----------------------	----

New Jersey Pinstripers (NJ) .....	23
-----------------------------------	----

Pacific Goldeyes (PG) .....	24
-----------------------------	----

Pensacola Stingray (PS) .....	25
-------------------------------	----

Philadelphia Blue Jays (PA) .....	26
-----------------------------------	----

Rockford Radar (RO) .....	27
---------------------------	----

Salt River Stompers (SR) .....	28
--------------------------------	----

Sherlock C's (SC) .....	29
-------------------------	----

Sir Jeffery Silver Knights (SK) .....	30
---------------------------------------	----

Toledo Tomcats (TT) .....	31
---------------------------	----

Tuscaloosa Crimson Tide (TC) .....	32
------------------------------------	----

Wakefield Cardinals (WS) .....	33
--------------------------------	----

Zagazig Zilches (ZZ) .....	34
----------------------------	----

Stat Key .....	35
----------------	----

Final National Association Standings .....	36
--	----

Kentucky Wardogs (KY) .....	37
-----------------------------	----

American Western Wild Card Playoff .....	69
--	----

American Global Wild Card Playoff .....	71
---	----

American Western Conference Playoff .....	77
---	----

American Global Conference Playoff .....	79
--	----

American Association Championship .....	85
---	----

TML World Series - Sherlock vs. Gotham City .....	89
---	----

All Star Teams .....	93
----------------------	----

TML Feedback .....	97
--------------------	----

*(Cover Design & Yearbook Layout by Mike Landin)*

## The Major League

1988

by Jim Pertierra

TML IX was another orderly progression forward. No tragedies, very little pain, a lot of jokes, some new faces replacing some old ones, just another walk in the woods.

Again, I best leave the description of the races to the reporters. My assignment here is usually to chronicle the positive, and have some fun.

As always, we start at the Free Agent Draft. This year, the glare of television entered with the Video Master, Dave Pittner, filming everything he saw. Those who were there are awaiting the edited version.

Somehow, attendance at the Drafts is never limited by the quality (or rather lack of the same) of the ballplayers available in the Free Agent Draft. If that were so, Mike and I would have been conducting these things by ourselves for the past few years. Every year there is that surprise, usually in the American, where one big name gets through. The whole thing quickly boils down to the immortal Marc Hill vs. Brad Gulden debate.

In spite of all that, the fun never stops. Whether it be Art Albanese just being himself (which is better than the best comedy act in Vegas), or Mike Short delving in theoretical territory, the weekend usually stokes the League fires for the remainder of the year. I know that I've taken reservations for the next one, now only 10 months away.

We got semi-smart this year, however. Not wanting Rich Goldberg to be subjected to not being served again, along with Dennis Gaige and Rocky, we decided to eat in. Those who did, got to delve into some primo chili from the recipes of the Mexican Gourmet, Ed Faver. This was the first appearance of

chili since the legendary Bill Vincent *"Where there's smoke, there's fire"* chili 6 years ago. Ed's came close!

Congratulations to Rocky Hall on that championship. The scoreboard now reads Rocky 3, Mortal Men 1. Word is that Rocky will stop only when Steve Rogers is fully paid for. And I don't mean Captain America, Steve Rogers.

We say goodbye to many fine managers this year. Departing after 5 years is Larry Smith. Larry never really cared for the game, but he did care about his friends. A class act! Also leaving are Bill Vincent and Bruce Clark. Bill and Bruce have always been exemplary managers in this League. They have made a lot of friends that still care deeply about them. They will be missed. Best wishes to the three of them on their new venture!

Finally, as always, the TML long ball hitters:

**9 YEARS** - Dallas Adams, Mike Landin, John Gatto, Glenn Bailey, Carl Carpenter, Mike Mayko, Chris Lentine, Doug Zuchowski, Frank Lentine, Jim Schembari, Chick Wade, Nite Mahan, Art Albanese, Dave Pittner, Bruce Clark, Rocky Hall, Rich Goldberg, Larry Alber and Jim Pertierra.

**8 YEARS** - Bill Vincent, Les Fleming and Mark Hetterich.

**7 YEARS** - Joe Steinmetz and Tom Kopp

**6 YEARS** - Bob Weisman and Larry Rumsey

**5 YEARS** - Jim Clayman, Larry Smith and Dennis Gaige


A final thanks to each and every one of you for loads of fun. Given the birth rate in the TML over the past 4 years, hopefully our sons will be worrying about **TML L.** (Beat you to it, Mike!)

Have a good year.

# American


\* 3 \*

\*\*\*\*\*  
\*\*\*\*\*  
\*\*\*\*\*  
\*\*\*\*\*  
\*\*\*\*\*  
\*\*\*\*\*  
\*\*\*\*\*  
\*\*\*\*\*  
\*\*\*\*\*  
\*\*\*\*\*



Player of the Year


\*\*\*\*\*  
\*\*\*\*\*  
\*\*\*\*\*  
\*\*\*\*\*  
\*\*\*\*\*  
\*\*\*\*\*  
\*\*\*\*\*  
\*\*\*\*\*  
\*\*\*\*\*  
\*\*\*\*\*



Pitcher of the Year

# National

\*\*\*\*\*  
\*\*\*\*\*  
\*\*\*\*\*  
\*\*\*\*\*  
\*\*\*\*\*  
\*\*\*\*\*  
\*\*\*\*\*  
\*\*\*\*\*  
\*\*\*\*\*  
\*\*\*\*\*



Player of the Year

\*\*\*\*\*  
\*\*\*\*\*  
\*\*\*\*\*  
\*\*\*\*\*  
\*\*\*\*\*  
\*\*\*\*\*  
\*\*\*\*\*  
\*\*\*\*\*  
\*\*\*\*\*  
\*\*\*\*\*



Pitcher of the Year

## American Balloting

Player of the Year	1	2	3	4	5	6	7	8	9	10	TOTAL
P. GUERRERO	12	6	1							1	219
McGwire	5	11	4								196
G. Bell		2	7	8	1	1	1				145
Boggs		1	1	4	2	2	1	3		1	81
Greenwell	1		1	1	5	1	1		2	3	74
Dale Murphy	1			1	4		2	3	1	1	64
Molitor				1	4	3	1	1		1	54
Raines			1	2		2	1	3	2	2	51
Gwynn					1	3	3	1	4	1	45
Dawson			1		1	5	1		1		45
Schmidt			1	2		1	1	1	2	3	41
Yount						1	1	2	3	1	22
T. Fernandez			1				1	1		3	18
J. Clark					1		1	2		1	17
Trammell			1				1	1			15
Coleman	1								1		15
E. Davis				1	1						13
Samuel			1			1					13
W. Clark							2				8
Julio Franco							1	1			7
Van Slyke							1				4
Calderon									1	1	3
H. Johnson									1	1	3
Phelps								1			3
Santiago									1		2
Durham									1		2

Pitcher of the Year	1	2	3	TOTAL
NOLAN RYAN	8	6	3	61
J. Morris	9	3	1	55
Key	1	5	5	25
Clemens	1	3	3	17
Show	1	1	4	12
Henke		1	3	6
Darwin		1		3
Gooden			1	1

Nolan Ryan of the Colonie Flames was voted the American Association Pitcher of the Year, by receiving 8 1st place votes and 61 total points.

Pedro Guerrero of the Flin Flon Trappers was voted the American Association Player of the Year, by receiving 12 1st place votes and 219 total points.

Player of the Year	1	2	3	4	5	6	7	8	9	10	TOTAL
P. GUERRERO	10	4	3								190
Gwynn	4	3	3	2		2	3				139
Strawberry	3	1	4	2	3	1	2				125
Trammell		3	1	5	2		3		1	2	98
Puckett		2	4	2	2	2		2	2		96
McGwire		4	2		2	2	1	2	2		88
W. Clark				5	3	3	2	2			82
Schmidt					2	2		2	2	3	35
Raines					1	1	1	2			21
Boggs				1		1	1		2	1	21
Yarbrough						1	1	2			15
E. Davis					1				1	2	10
Mattingly						1			1	3	10
Downing								1	3		9
Molitor								1	2	2	9
Coleman					1						6
Hrbek						1					5
Yount								1		1	4
Calderon							1				4
Gallardo								1		1	4
D. James							1				4
Dwight Evans							1				4
Dawson								1			3
Samuel									1		2
D. White										1	1
Tabler										1	1

## National Balloting

Pitcher of the Year	1	2	3	TOTAL
ROGER CLEMENS	12	4		72
Ryan	4	6	3	41
Worrell		3	4	13
Viola		1	5	8
Butcliffe	1			5
McGaffigan		1	1	4
Lee Smith		1		3
J. Morris		1		3
Key			2	2
Hammaker			1	1
Dene			1	1

Roger Clemens of the Kentucky Wardogs was voted the National Association Pitcher of the Year, by receiving 12 1st place votes and 72 total points. Clemens is now the first pitcher to have won this award in both Associations.

Pedro Guerrero of the New York Woodchoppers was voted the National Association Player of the Year for an unprecedented 3rd time, by receiving 10 1st place votes and 190 total points. Guerrero is also the 6th straight National Player of the Year to come from the New York Woodchoppers, as well as being the only player to have won this award in both Associations and in the same year.



# American Association <sup>\* 5 \*</sup>

BATTING LEADERS

11/28/88

(STAT INPUT BY MIKE LANDIN)  
THRU: SERIES 12

★ TML Record  
① American Record

## TOP 20 HITTERS (400 OR MORE AT BATS)

1. GUERRERO	(FLIN FLON )	.385
2. T. GWYNN	(DARKFYRE )	.366
3. MOLITOR	(PHILADELPHIA)	.359
4. GREENWELL	(FLIN FLON )	.353
5. Julio FRANCO	(FLIN FLON )	.348
6. BOGGS	(NEW JERSEY )	.346
7. RAINES	(COLONIE )	.340
8. T. FERNANDEZ	(DARKFYRE )	.324
9. YOUNT	(FLIN FLON )	.321
10. Mike DAVIS	(BANFF )	.321
11. G. BELL	(SHERLOCK )	.317
12. TRAMMELL	(L&M LIBRAE )	.316
13. K.HERNANDEZ	(SIR JEFFERY )	.315
14. SHEETS	(ROCKFORD )	.315
15. CALDERON	(PACIFIC )	.312
16. Dv. MARTINEZ	(COLONIE )	.310
17. BUTLER	(WAKEFIELD )	.310
18. Alvin DAVIS	(TUSCALOOSA )	.309
19. KRUK	(ROCKFORD )	.309
20. TABLER	(SALT RIVER )	.307

## DOUBLES

GREENWELL (FF)	52
CALDERON (PG)	48
Van SLYKE (SC)	45
DYKSTRA (BF)	44
Alvin DAVIS (TC)	43
P. BRADLEY (ZZ)	41
WHITAKER (LM)	40
MANY TIED WITH	38
MANY TIED WITH	38
MANY TIED WITH	38

## TRIPLES

Van SLYKE (SC)	15
SAMUEL (TT)	15
T. FERNANDEZ (DF)	13
YOUNT (FF)	13
McGEE (TT)	12
URIBE (BH)	12
H. REYNOLDS (SC)	11
JELTZ (PS)	11
POLONIA (WS)	11
BUTLER (WS)	11

## HOMERUNS

McGWIRE (DF)	66★
G. BELL (SC)	56
M. SCHMIDT (WS)	47
GUERRERO (FF)	47
DAWSON (LM)	45
Dale MURPHY (LM)	44
DURHAM (BH)	44
TARTABULL (ZZ)	43
Dw. EVANS (PA)	42
H. JOHNSON (TT)	42

## RUNS BATTED IN

McGWIRE (DF)	180★
GUERRERO (FF)	176
G. BELL (SC)	164
DAWSON (LM)	135
M. SCHMIDT (WS)	131
Dale MURPHY (LM)	130
Ed MURRAY (FF)	128
GREENWELL (FF)	126
W. CLARK (BF)	126
MANY TIED WITH	123

## RUNS

YOUNT (FF)	154
Von HAYES (LM)	139
Oz SMITH (SK)	131
GUERRERO (FF)	131
RAINES (CF)	127
COLEMAN (SK)	127
J. CLARK (LM)	125
BOGGS (NJ)	121
Dale MURPHY (LM)	121
Eric DAVIS (SC)	121

## HITS

GUERRERO (FF)	245
T. GWYNN (DF)	236
T. FERNANDEZ (DF)	213
BOGGS (NJ)	208
YOUNT (FF)	205
SEITZER (TT)	200
K.HERNANDEZ (SK)	196
COLEMAN (SK)	195
G. BELL (SC)	195
Dale MURPHY (LM)	194

## SLUGGING

McGWIRE (DF)	.667
GUERRERO (FF)	.662
GREENWELL (FF)	.657
G. BELL (SC)	.654
J. CLARK (LM)	.620
MOLITOR (PA)	.616
CALDERON (PG)	.581
SHEETS (RO)	.574
Dale MURPHY (LM)	.571
BOGGS (NJ)	.570

## RUNS CREATED \*

GUERRERO (FF)	185
BOGGS (NJ)	156
G. BELL (SC)	148
McGWIRE (DF)	143
MOLITOR (PA)	140
Dale MURPHY (LM)	139
T. GWYNN (DF)	136
RAINES (CF)	135
YOUNT (FF)	134
CALDERON (PG)	127

## STOLEN BASES

COLEMAN (SK)	126
P. BRADLEY (ZZ)	69
B. HATCHER (TC)	62
T. GWYNN (DF)	61
Eric DAVIS (SC)	59
H. REYNOLDS (SC)	55
RAINES (CF)	52
MOLITOR (PA)	48
R. HENDERSON (TT)	48
M. THOMPSON (PS)	46

## WALKS

J. CLARK (LM)	141①
BOGGS (NJ)	120
Von HAYES (LM)	117
Dw. EVANS (NJ)	114
STRAWBERRY (PA)	108
Dw. EVANS (PA)	100
P. BRADLEY (ZZ)	99
YOUNT (FF)	95
READY (PG)	94
Oz SMITH (SK)	90

## ON-BASE PCT.

J. CLARK (LM)	.480
BOGGS (NJ)	.454
MOLITOR (PA)	.449
GUERRERO (FF)	.444
Julio FRANCO (FF)	.418
T. GWYNN (DF)	.415
YOUNT (FF)	.409
BUTLER (WS)	.409
GREENWELL (FF)	.408
Dv. MARTINEZ (CF)	.403

## GAME WINNING RBI

McGWIRE (DF)	26①
DAWSON (LM)	21
GUERRERO (FF)	21
W. CLARK (BF)	21
Dale MURPHY (LM)	19
Lry PARRISH (SK)	17
G. BELL (SC)	17
Van SLYKE (SC)	17
MANY TIED WITH	16
MANY TIED WITH	16

\* Bill James' <RUNS CREATED> formula from his '1984 BASEBALL ABSTRACT'



# American Association<sup>\*6\*</sup>

PITCHING LEADERS  
(STAT INPUT BY Mike LANDIN)  
THRU: SERIES 12

11/28/88

## ★ TML Record

### TOP 20 PITCHERS (160 OR MORE INNINGS)

1. RYAN	(COLONIE )	2.77
2. CLEMENS	(PHILADELPHIA)	2.87
3. SHOW	(COLONIE )	2.94
4. GOODEN	(NEW JERSEY )	2.97
5. J. MORRIS	(L&M LIBRAE )	3.00
6. DARWIN	(L&M LIBRAE )	3.01
7. DOTSON	(SHERLOCK )	3.08
8. ALEXANDER	(FLIN FLON )	3.11
9. GUBICZA	(L&M LIBRAE )	3.21
10. LEIBRANDT	(SHERLOCK )	3.37
11. M. SCOTT	(DARKFYRE )	3.39
12. VIOLA	(BANFF )	3.47
13. KEY	(L&M LIBRAE )	3.62
14. CARMAN	(WAKEFIELD )	3.74
15. Den MARTINEZ	(FLIN FLON )	3.75
16. HERSHISER	(CHICAGO )	3.78
17. J. DeLEON	(TOLEDO )	3.82
18. WELCH	(PHILADELPHIA)	3.85
19. CLANCY	(BASKERVILLE )	3.88
20. DRAVECKY	(ROCKFORD )	3.91

### GAMES

F. WILLIAMS (CF)	79
WINN (TT)	75
TEKULVE (RO)	74
HENKE (ZZ)	69
McCULLERS (RO)	69
MI. WILLIAMS(BF)	69
WORRELL (SK)	68
Rob MURPHY (TT)	68
EICHHORN (WS)	66
J.D.ROBINSON(BH)	65

### COMPLETE GAMES

Eric BELL (PS)	19
BROWNING (PG)	19
J. MORRIS (LM)	18
Bobby WITT (PS)	18
VIOLA (BF)	17
BLYLEVEN (DF)	15
KEY (LM)	15
M. MOORE (CL)	15
SABERHAGEN (PS)	14
MANY TIED WITH	12

### VICTORIES

KEY (LM)	23
J. MORRIS (LM)	23
BLYLEVEN (DF)	22
RYAN (CF)	20
HOUGH (SC)	20
D. STEWART (WS)	20
SHOW (CF)	19
DARWIN (LM)	19
RHODEN (FF)	19
CLEMENS (PA)	18

### LOSSES

Eric BELL (PS)	32★
Bobby WITT (PS)	27
M. MORGAN (SR)	26
M. MOORE (CL)	25
BROWNING (PG)	23
SOTO (TC)	23
SUTCLIFFE (SR)	19
M. CAMPBELL (PS)	18
FISHER (CL)	18
VIOLA (BF)	18

### INNINGS

Bobby WITT (PS)	310.3
Eric BELL (PS)	304.3
CLEMENS (PA)	298.0
M. MOORE (CL)	294.0
BLYLEVEN (DF)	291.3
VIOLA (BF)	285.7
J. MORRIS (LM)	285.0
M. CAMPBELL (PS)	282.0
KEY (LM)	280.7
D. STEWART (WS)	279.7

### SHUTOUTS

RYAN (CF)	5
Ron ROBINSON(LM)	5
GUBICZA (LM)	4
WELCH (PA)	4
BODDICKER (RO)	4
MANY TIED WITH	3
MANY TIED WITH	3
MANY TIED WITH	3
MANY TIED WITH	3
MANY TIED WITH	3

### WALKS

Bobby WITT (PS)	180
M. CAMPBELL (PS)	166
VALENZUELA (TT)	163
HOUGH (SC)	145
Eric BELL (PS)	145
J. DeLEON (TT)	144
D. STEWART (WS)	138
RYAN (CF)	135
COFFMAN (TC)	134
PLUNK (BF)	127

### STRIKEOUTS

Bobby WITT (PS)	256
J. MORRIS (LM)	238
RYAN (CF)	233
LANGSTON (BF)	233
CLEMENS (PA)	232
Eric BELL (PS)	228
VIOLA (BF)	225
D. STEWART (WS)	222
BLYLEVEN (DF)	217
MANY TIED WITH	207

### PERCENTAGE (16 DECISIONS)

		W-L	PCT.
SHOW	(CF)	19- 4	.826
DARWIN	(LM)	19- 4	.826
KEY	(LM)	23- 6	.793
DOTSON	(SC)	17- 5	.773
J. MORRIS	(LM)	23- 7	.767
GOODEN	(NJ)	13- 4	.765
Ron ROBINSON(LM)		12- 4	.750
RHODEN	(FF)	19- 7	.731
ALEXANDER	(FF)	16- 7	.696
RYAN	(CF)	20- 9	.690

### RELIEF POINTS

		SV	RP
HENKE	(ZZ)	36	45
WORRELL	(SK)	29	41
PLESAC	(PA)	28	36
John FRANCO	(LM)	29	33
Dave SMITH	(SC)	23	33
THIGPEN	(CF)	18	24
Lee SMITH	(FF)	18	24
BURKE	(CB)	16	24
WILKINSON	(RO)	17	23
MANY TIED WITH		16	22



# American Assoc. Team Stats<sup>7</sup>\*

THRU: SERIES 12  
(STAT INPUT BY MIKE LANDIN)

11/28/88

TEAM	BAT	PCT.	G	AB	R	H	RBI	2B	3B	HR	SLG.	BB	SO	E	SH	SF	SB	CS	ODP	DDP
(FF)	FLIN FLON	.308	160	5767	1067	1779	1024	260	54	266	.511	624	832	120	2	54	120	39	153	124
(NJ)	NEW JERSEY	.280	160	5616	832	1572	797	229	40	190	.436	626	835	89	19	54	110	39	142	128
(DF)	DARKFYRE	.280	160	5646	865	1580	823	248	48	183	.438	536	920	102	6	53	182	60	121	107
(RO)	ROCKFORD	.278	160	5593	802	1553	767	250	36	195	.440	557	900	102	8	47	134	51	121	117
(LM)	L&M LIBRAE	.277	160	5643	962	1565	921	309	30	271	.487	705	925	111	3	19	106	39	143	126
(TT)	TOLEDO	.277	160	5723	794	1585	757	272	45	219	.455	523	1079	128	4	29	176	41	150	153
(CF)	COLONIE	.275	160	5694	809	1565	781	271	31	170	.423	616	965	101	17	56	150	39	128	125
(SK)	SIR JEFFERY	.270	160	5631	896	1520	852	244	28	233	.447	610	1153	111	4	36	197	23	128	132
(TC)	TUSCALOOSA	.270	160	5528	756	1490	713	256	56	166	.426	561	856	108	32	42	135	56	130	137
(PA)	PHILADELPHIA	.269	160	5565	839	1498	800	269	31	193	.433	644	853	105	24	43	158	49	132	127
(SC)	SHERLOCK	.268	160	5543	892	1484	857	265	52	263	.477	670	1134	109	2	49	223	56	115	157
(WS)	WAKEFIELD	.261	160	5494	715	1436	681	210	49	161	.405	557	899	106	10	35	147	59	125	140
(BH)	BASKERVILLE	.260	160	5599	812	1453	758	195	28	192	.407	635	829	81	13	27	153	39	121	134
(BF)	BANFF	.255	160	5595	708	1428	674	257	28	173	.404	481	758	104	21	31	117	48	105	162
(PS)	PENSACOLA	.253	160	5574	602	1410	574	226	47	148	.390	441	1036	98	21	22	126	33	145	153
(PG)	PACIFIC	.251	160	5480	647	1377	609	259	25	164	.397	587	1091	99	42	32	112	34	154	140
(CB)	CHICAGO	.248	160	5432	649	1347	620	219	28	144	.378	567	965	111	44	31	118	54	112	103
(SR)	SALT RIVER	.247	160	5403	572	1334	541	231	33	157	.389	455	946	92	8	18	63	43	149	136
(ZZ)	ZAGAZIG	.246	160	5485	706	1348	670	237	22	186	.399	581	1050	96	19	34	174	53	141	124
(CL)	COLDWATER	.242	160	5471	642	1324	599	212	24	139	.366	573	965	114	5	34	114	37	117	107
		.266		111482		29648		4919		3813	.426	11549		2087		745		891		2632
				15567		14818		735				18991		304		2815		2632		

TEAM	PIT	ERA.	GS	GR	CG	SH	IP	H	R	ER	HR	BB	SO	SV	RP	OP-1
(LM)	L&M LIBRAE	3.17	160	164	64	13	1455.0	1228	570	513	152	496	1067	42	58	.229
(CF)	COLONIE	3.74	160	297	20	9	1471.7	1276	655	611	180	631	1009	43	73	.233
(WS)	WAKEFIELD	3.99	160	260	25	10	1429.0	1410	698	634	171	587	950	34	50	.257
(SC)	SHERLOCK	4.06	160	271	26	9	1446.7	1399	714	653	201	588	1040	38	66	.253
(SK)	SIR JEFFERY	4.07	160	227	30	11	1444.7	1485	704	653	156	479	898	36	63	.265
(PA)	PHILADELPHIA	4.19	160	222	28	7	1436.0	1400	726	668	197	518	1065	34	56	.255
(FF)	FLIN FLON	4.24	160	221	37	8	1436.0	1431	746	677	188	502	874	39	55	.259
(DF)	DARKFYRE	4.26	160	242	32	8	1446.7	1410	721	684	221	552	920	35	56	.255
(CB)	CHICAGO	4.30	160	257	23	6	1446.0	1513	751	691	157	501	885	29	51	.269
(BH)	BASKERVILLE	4.44	160	289	17	5	1443.3	1494	756	712	169	694	971	38	62	.267
(BF)	BANFF	4.46	160	284	36	9	1444.7	1518	792	716	158	608	1021	26	42	.270
(TT)	TOLEDO	4.56	160	282	25	7	1448.0	1533	806	733	156	707	907	31	54	.271
(RO)	ROCKFORD	4.64	160	265	27	9	1426.0	1478	783	735	190	466	875	33	51	.267
(ZZ)	ZAGAZIG	4.98	160	317	12	10	1439.7	1469	843	797	246	628	1089	42	63	.264
(CL)	COLDWATER	5.06	160	199	36	6	1422.3	1612	872	799	221	528	815	19	26	.285
(NJ)	NEW JERSEY	5.12	160	261	34	5	1428.3	1479	870	813	209	672	1012	28	41	.267
(TC)	TUSCALOOSA	5.19	160	338	23	4	1423.3	1587	874	820	201	624	750	29	55	.281
(SR)	SALT RIVER	5.28	160	285	10	3	1401.0	1618	891	822	186	575	898	30	48	.289
(PG)	PACIFIC	5.32	160	224	47	9	1419.7	1741	908	839	218	508	860	26	33	.301
(PS)	PENSACOLA	5.38	160	178	62	3	1422.0	1567	887	850	236	685	1085	22	32	.279
		4.52		5083		151		29648		15567		14420		654		.266
				614			28730.0				3813		18991		1035	

## EXTRA-INNING GAMES

TUSCALOOSA	8 - 3	.727
SHERLOCK	12 - 6	.667
FLIN FLON	7 - 4	.636
SIR JEFFERY	12 - 7	.632
COLONIE	12 - 8	.600
BASKERVILLE	10 - 7	.588
L&M LIBRAE	7 - 5	.583
CHICAGO	11 - 8	.579
ZAGAZIG	8 - 6	.571
PENSACOLA	10 - 8	.556
DARKFYRE	11 - 11	.500
WAKEFIELD	6 - 6	.500
PHILADELPHIA	6 - 7	.482
PACIFIC	5 - 7	.417
BANFF	7 - 10	.412
SALT RIVER	3 - 5	.375
ROCKFORD	4 - 8	.333
NEW JERSEY	4 - 10	.286
TOLEDO	4 - 12	.250
COLDWATER	3 - 12	.200
150 - 150		

## 1-RUN GAMES

FLIN FLON	28 - 15	.651
SHERLOCK	34 - 19	.642
BASKERVILLE	29 - 17	.630
SIR JEFFERY	30 - 18	.625
L&M LIBRAE	28 - 19	.596
COLONIE	31 - 23	.574
TUSCALOOSA	26 - 20	.565
DARKFYRE	29 - 26	.527
ZAGAZIG	27 - 25	.519
WAKEFIELD	24 - 24	.500
TOLEDO	27 - 27	.500
PHILADELPHIA	21 - 22	.488
BANFF	22 - 26	.458
CHICAGO	23 - 28	.451
ROCKFORD	18 - 23	.439
SALT RIVER	23 - 30	.434
NEW JERSEY	15 - 20	.429
PACIFIC	18 - 32	.360
PENSACOLA	14 - 34	.292
COLDWATER	13 - 32	.289
480 - 480		

## WERE SHUTOUT


CHICAGO	14
SALT RIVER	14
COLDWATER	13
PACIFIC	10
ZAGAZIG	9
TUSCALOOSA	9
BASKERVILLE	9
SIR JEFFERY	8
SHERLOCK	8
PENSACOLA	8
COLONIE	7
WAKEFIELD	7
TOLEDO	7
BANFF	6
NEW JERSEY	5
DARKFYRE	5
ROCKFORD	4
PHILADELPHIA	4
FLIN FLON	3
L&M LIBRAE	1
151	

## WINNING (LOSING) STREAKS

L&M LIBRAE	13 ( 3 )
FLIN FLON	13 ( 4 )
DARKFYRE	10 ( 7 )
SHERLOCK	9 ( 7 )
BASKERVILLE	9 ( 9 )
SIR JEFFERY	9 ( 6 )
NEW JERSEY	9 ( 8 )
PHILADELPHIA	8 ( 5 )
SALT RIVER	8 ( 9 )
COLONIE	7 ( 7 )
WAKEFIELD	7 ( 9 )
ZAGAZIG	6 ( 8 )
TUSCALOOSA	6 ( 8 )
ROCKFORD	6 ( 7 )
TOLEDO	5 ( 9 )
PACIFIC	4 ( 14 )
CHICAGO	4 ( 5 )
BANFF	4 ( 7 )
COLDWATER	3 ( 7 )
PENSACOLA	2 ( 10 )
13 ( 14 )	

# American

\* 11 \*




1988 ROOKIE PLAYER OF YEAR  
 .281 RBI-180 R-108 H-165  
 2B-23 HR-66 WH-26 RC-143



1988 ROOKIE PITCHER OF YEAR  
 6-2-18-24 2.61  
 GR-45 IP-62 H-59 SO-32

# National



1988 ROOKIE PLAYER OF YEAR  
 .275 RBI-151 R-114 H-172  
 2B-26 HR-57 WH-19 RC-131



1988 ROOKIE PITCHER OF YEAR  
 16-6 2.91  
 GS-23 CG-12 IP-192 SO-96

# AMERICAN

## 1988 FINAL STANDINGS

Western							
KOUFAX				MUSIAL			
	W- L	PCT.	GB		W- L	PCT.	GB
L&M LIBRAE	118-42	.738	--	SIR JEFFERY	100-60	.625	--
SHERLOCK	100-60	.625	18	DARKFYRE	93-67	.581	7
PHILADELPHIA	90-70	.563	28	NEW JERSEY	76-84	.475	10
PACIFIC	51-109	.319	67	ZAGZIG	70-90	.438	30
PENSACOLA	44-116	.275	74	SALT RIVER	55-105	.344	45

Global							
MAYS				BANKS			
	W- L	PCT.	GB		W- L	PCT.	GB
COLONIE	98-62	.613	--	FLIN FLON	108-52	.675	--
WAKEFIELD	86-74	.538	12	BASKERVILLE	88-72	.550	20
TOLEDO	77-83	.481	21	ROCKFORD	81-79	.506	27
TUSCALOOSA	71-89	.444	27	BANFF	71-89	.444	37
COLDWATER	52-108	.325	46	CHICAGO	71-89	.444	37

### American Playoff Results

**SHERLOCK** defeated **SIR JEFFERY** 4 games to 2 to win the Western Wild Card Playoff  
**BASKERVILLE** defeated **COLONIE** 4 games to 0 to win the Global Wild Card Playoff  
**SHERLOCK** defeated **L&M LIBRAE** 4 games to 1 to win the Western Conference Title  
**FLIN FLON** defeated **BASKERVILLE** 4 games to 3 to win the Global Conference Title  
**SHERLOCK** defeated **FLIN FLON** 4 games to 3 to win the American Association Pennant



# The American Game in Review

\* 13 \*

with Mike Short

Dynasties are not the things that TML American Association seasons are made of: for the second straight year, only one team repeated as division champion. One manager won for the first time: Brandon Rose and the Flin Flon Trappers; and one manager gained the playoffs for the first time: Bill Graham, manager of the Baskerville Hounds. Dallas Adams guided the L&M Librae to the top for the fourth time, tying Mike Landin among active American Managers for the most first-place finishes, setting the American Record for most wins in the process. Only Mike Short, with his Colonie Flames, was able to repeat this year. Les Fleming dedicated his season to the memory of the namesake of the Sir Jeffery Silver Knights, and the team responded by winning the Musial Division.

But when all was said and done, it was Carl Carpenter's Sherlock C's that did the unheard of: they became the first wildcard team to play in the World Series. And they did it with power. Seven of the eight regulars hit 13 or more home runs, led by George Bell with 56, and four players off the bench hit 10 or more, as the team crunched the ball 263 times. Eric Davis flirted with the 40-40 club all year, only to end the season with 39 homers and 59 stolen bases. Davis said "I would have hit another homer if I'd known how important it was to Carl." Hough won 20 games and Dave Smith saved 23. The C's first dispatched Sir Jeffery, 4-2, then bumped off Division winner L&M, 4-1, to earn the right to play Flin Flon for the Association championship. By escaping the Trappers in seven games, they represented the American in the Fall Classic (which is usually played in January), where Kentucky continued its mastery over all comers, four games to one.

Dallas Adam's L&M had a banner season cut short in the playoffs for the second year running when the C's caught them in a mini-slump. The Librae pounded out a record 271 home runs, and won an equally incredible 118 games en route to an 18 game division victory, doubly remarkable when it is considered that the runner up won 100 games! Seven players hit 23 or more home runs: Dawson, for example hit 45 homers, drove in 135 runs, and scored 100 for good measure. And yet what may be more surprising was the performance of the pitching staff, especially considering the amount of offense that was flying around this year. The staff set the standard for lowest ERA in the American, a paltry 3.17. They did it with startling pitching as six

pitchers won 11 or more games, led by pitcher-of-the-year runner-up Jack Morris (23-7, 3.00) and lefty Jimmy Key (23-6, 3.62). John Franco contributed 29 saves.

The Philadelphia Blue Jays turned in a fine season for Joe Steinmetz, recording 90 wins, yet the Blue Jays were far off the pace set by the top two teams. Three Blue Jays had outstanding offensive seasons: Molitor hit .359 and scored 120 runs, Dwight Evans slugged 42 homers, drove in 115 runs and scored 104 times, and Strawberry added 32 dingers, 117 RBIs and 110 runs. On the pitching side, Roger Clemens turned in another great year at 18-13 with a 2.87 ERA and 232 strikeouts. Plesac picked up 28 saves.

For Glenn Bailey's Pacific Goldeyes, last year's season above the .500 mark was just a leaser, as the team suffered several serious injuries and collapsed, dropping 58 games below the break-even mark in 1988. Calderon led the offense in 12 categories, but no one followed. Ivan smacked 35 homers, 104 RBI and scored 96 times, as well as leading the team in games played, at bats, hits, doubles (48), total bases, slugging, winning hits, and runs created. In the pitching department, Drabek, Ojeda and Pascual Perez managed winning records, each just one game over .500, but Browning's 4-23 mark pretty much wiped that out. The Goldeyes gave up over 200 homers and posted a 5.32 ERA.

And yet the Pensacola Sting Rays were worse. Mark Hetterich watched his team stumble through 1988, despite Puckett and Hrbek posting strong numbers. Puckett hit 33 homers with 97 RBIs and Hrbek connected 38 times and drove in 89 runs in only 129 games. The pitching was pathetic, with a staff ERA of 5.38. Eric Bell set the record for futility when he compiled a 3-32 mark. Saberhagen's 4.22 ERA and 13 wins paced the team.

The secret for Les Fleming and the Sir Jeffery Silver Knights was visible at the top of the lineup where Coleman (.291, 127 runs) and Ozzie Smith (.304, 131 runs) really made things go. Follow these guys with the likes of Keith Hernandez (.315, 21, 105) and Ken Phelps (.282, 37, 120 in 123 games) and you have an offense that scores a prodigious number of runs (896). The pitching was less inspiring, giving up more hits than innings pitched. But they were stingy with the base on balls and kept the ball in the park for the most part, at least as much as anyone else did this year. Four starters won 10 or more games, led by Tanana with 17, and Worrell chipped in with 12 wins of his

own, to go along with 29 saves, a true, all-star performance.

Mike Landin's Darkfyre Daemons improved their record in 1988, but it was not enough to catch the Silver Knights. Poor showings against Salt River and New Jersey finally put the tenacious Daemons away late in the year. The Daemons offered a one-two punch that few could match: rookie-of-the-year McGwire set American marks for home runs (66) and RBIs (180) that will not soon be broken, and Tony Gwynn scored 113 runs on 236 hits to spearhead the offense. The pitching was less impressive, leading Darkfyre into many high-scoring games. Blyleven won 22 games with his 4.20 ERA and a bullpen by committee piled up 35 saves, including 16 from Minton and 14 from Eckersley.

For Rich Perrotti and the New Jersey Pinstripers, Boggs was the man of the hour, every hour, all year long. Boggs hit 30 home runs, and drove in 103, while leading the Pinstripers in at bats, runs (121), hits (208), total bases, walks, runs created and on-base percentage. Darrell Evans drove in 13 winning runs with 34 homers and 113 RBIs. The rest of the offense was hardly weak, as New Jersey put up 832 runs. Unfortunately, as happened to many teams in 1988, the pitching staff could not stem the flood: the Pinstripers allowed 870 runs, including 209 homers. Mathews won 16 games, and Golt posted 13 saves despite an ERA in the fives. Gooden's 2.97 ERA was fourth in the Association.

The team from Egypt not only walked like Egyptians, but hit like them as well. The Zagazig Zilches looked good on paper to manager Bob Weisman, and several others, but did not perform when the time came. Tartabull (.285, 43, 109) and Phil Bradley (.269, 104 runs) posted big numbers for the Zilches, but the team batting average of .246 finally dragged them down. And worse, Mike Will and Kevin Gross each gave up as many home runs as Tartabull hit (43). The "chuck-and-duck" crew set an American record for emulating Charlie Brown, giving up the long ball 246 times. All-star Henke picked up 36 saves and 45 relief points.

The Salt River Stompers could only play the spoiler in 1988. Mike Ameen's team's ability to play Darkfyre tough made all the difference. That was however, the highlight to a season that showed little offense and less pitching. When Jeffery Leonard leads the team in RBIs (62), you have a real problem scoring runs. When no pitcher wins 10 games, chances are the team won't win



many games either. Sutcliffe and LaCoss did win 9 apiece, and seven pitchers chipped in with a total of 30 saves. Mike Landin will claim that 29 of the 30 saves were against his club, but don't believe it.

The Flin Flon Trappers found the Northland to their liking and set all kinds of offensive records on their way to the Conference Championship. But it ultimately took some good old-fashioned luck to pull out the series with Baskerville. Down 3-2 in games and 1-0 on the scoreboard, the Trappers pulled out some magic in game six and forced the magical game seven. In that titanic battle, Flin Flon found itself down 2-0 with two out in the bottom of the ninth. But Yount singled off Durham's glove and Eddie Murray buried McGaffigan's next pitch into the right field seats to send the game into extra innings. In the 13th, Baskerville's bullpen ran out of gas and Flin Flon captured the crown. To get to the playoffs, Flin Flon overwhelmed everyone with offense, scoring a record 1067 runs, while batting .308 as a team. There were several thousand standouts, but the standout of all was Player-of-the-Year Pedro Guerrero (.385, 47, 176, 185 runs created). Robin Yount scored 154 runs. The pitching was only a little above average, but Brandon didn't care so why should we? Rhoden won 19 and Lee Smith garnered 18 of the teams 39 saves.

For Bill Graham, the Baskerville Hounds floundered for the first half of the season, coming out of the summer stretch below .500. But they hired bullpen coach Mike Short for one series, and turned the season around. By using the pen more aggressively, Bill was able to wake the sleeping dogs, and they put together a strong second half to pull into the playoffs ahead of Wakefield. Once they got there, they proved extremely tough, especially on Colonie, whom they swept despite hitting .214. Then it was on to Flin Flon, but the luck ran out in the bottom of the ninth in game seven. In the power department, Durham excelled, with 44 homers and 102 RBIs in 126 games. Lansford scored 101. The pitching was mediocre overall, but rather stingy in home runs (169) and a lot better after the starter was gone. The pen piled up 38 saves and won 24 games, while the starters finished only 17. Clancy led pitchers with 17 wins.

For Tom Kopp, it was a year for the Rockford Radar to prove that the "experts" didn't know what they were talking about. The offense was solid, posting a .278 mark with a .440 slugging percentage and an on base percentage of .343, all solid marks

comparable to at least two playoff teams. Sheets pounded out 36 home runs and Wallach drove 123 men across the plate. Webster scored 101 runs, and the rest of the team pulled their share of the load (802 runs as a team). What was missing was pitching. While four starters compiled 11 or more wins, no one pitched below 3.90, and Zane Smith was up around 5.70. The bullpen picked up 33 saves, but no one stepped forward to be the big man, and the Radar lost a lot of late games.

Age caught up with the Chicago Bruins, managed by John Gatto. After being very competitive for several years, the team posted its worst record ever, a combination of no power and not enough startling pitching. Dave Parker led the team in home runs with 24, but no one could drive in more than Buddy Bell's 73, nor hit better than Bell's .276. When the team leaders in offense are older than I am, there is a problem for the future as well. It looks like Chicago will be rebuilding. On the pitching side, Hershiser put in a solid year, leading the club with 15 wins and a 3.78 ERA. Tim Burke was dynamite out of the pen, posting a 1.49 ERA and 16 saves. There is a rumor that Manager Gatto never realized that the ball was flying out at extreme rates this year: With Chicago hitting 144 homers and allowing only 157, there were fewer home runs hit in Bruin games than any others. Not only that, there were only 30 more hit by Chicago and its opponents, than L&M hit by themselves.

The Banff Biff story, as told by Eric Rogers, is that Will Clark himself is not enough to carry a team. Clark led the Biffs in 11 categories, including home runs (41), RBIs (126), games, at bats, runs, walks, strike outs, caught stealing and winning hits (21). Mike Davis contributed when he was in the lineup (.321, 28, 90 in 131 games). Viola and Langston picked up 14 wins each, and Wegman was right behind with 13, but after the three of them things got mighty slim. The team staff did trim 162 walks off their league-leading total of a year ago, and struck out over 1000.

The Colonie Flames, managed by Mike Short, relied heavily on two strong right arms: one belonging to Pitcher-of-the-Year Ryan (2.77, 20-9) and the other to Show (2.94, 19-4). The Flames sputtered early, but slowly pulled away after the summer stretch to finish with a big lead. Raines provided most of the offensive spark as has been the case with the club for years. Tim played in only 127 games, but scored 127 runs and powered 29 homers, while stealing 52 bases. Joyner socked 27 home runs and drove in 110. Besides the two big starters, Colonie enjoyed the best bullpen in the American, recording 43 saves, mainly from Thigpen (18) and Righelli (13), while winning 30 games,

spread among 7 relievers.

Jim Clayman's Wakefield Cardinals stayed close through the stretch, but just didn't have the kick to get across the finish line, missing the playoffs by two games. Mike Schmidt carried the team nearly all year, with 41 home runs and 131 RBIs, and the team speed was a factor, as the Cardinals hit 49 triples. But after Schmidt faded, no one could step forward to pick up the slack. In the pitching department, Wakefield was reasonably strong, with Dave Stewart and Carman having good years. Stewart won 20 games. The ever-popular bullpen by committee saw three righties record nine or more saves, and the pen picked up 34 all together.

Managerial turmoil kept the Toledo Tomcats in suspense in the early part of the year, as original manager Bill Parks disappeared from view. Brian Sakolsky picked up the reins and brought some stability to a team that featured a powerful offense and wild pitching. Seitzer achieved the 200 hit plateau and Howard Johnson slipped into the 40-40 club for real, with 42 homers and 43 stolen bases, mostly in the second half of the year. "My only complaint," said Johnson, "is that the team's PR department is awfully weak!" Johnson also led the team with 103 RBIs. Samuel legged out 15 triples. The pitching was solid if unspectacular: Jose DeLeon led the staff with 13 wins and a 3.83 ERA. Winn and Rob Murphy each had 13 saves. The pitchers put a ton of base runners on, with 1533 hits and 707 walks in 1448 innings pitched, but the ability to keep the ball in the park helped the Tomcats stay in many games.

For Ralph Geiger and the Tuscaloosa Crimson Tide, it was "How can we win without pitching?" The offense was not offensive to Ralph: Burks scored 112 runs, powered by Pagliarulo (.246, 37, 123). Alvin Davis and Burks also hit more than 25 homers, and Billy Hatcher stole 62 bases. But the pitching was awful, as only Yell (4.99) could keep his ERA under 5.00 among the starters. The staff surrendered 201 home runs, many walks and over a hit an inning. But the team has youth and may be on its way back.

Larry Rumsey must think the Coldwater Lakers have frozen. From the World Series in 1986 to the cellar in 1988, on the heels of a total collapse in nearly all phases of the game, Coldwater simply had no power, no hitting for average, and no pitching. Barfield led the team in runs (89), homers (34) and RBIs (84), but among the rest, only Pete O'Brien helped much (.262, 23, 82). The pitching was worse. Terrell in the midst of all had a decent year (4.09, 14-14), but Moore dropped 25 games, and the team allowed 221 home runs. Maybe next year.

# BANFF Biffs

\* 15 \*

**Manager:** Eric Rogers (Barbara)

**Age:** 30 **Occupation:** Meteorologist

## Biographical Sketch

I finished my PhD in February '88 and since then I've been working as a post-doctoral scientist at the National Meteorological Center in Washington DC. Barbara & I have really enjoyed soaking up the local history (Williamsburg, Gettysburg, Mt. Vernon, Monticello, etc.). I'm still rooting for Boston teams from afar, and I still grimace when I hear the words "Bill Buckner," "Bucky Dent" or "Bob Bailey."

**Team MVP:** Mike Davis

**Most Unexp. Perf:** Mark Salas

## The Season Story

The 1988 Biffs won a moral victory of sorts by tying for 4th place in the Banks. The Biffs actually played most series pretty tough, but frequent dry spells at the plate and inconsistent pitching did us in too often. Steady offensive performances by M. Davis, Dysktra & Barrett helped. Although he led the team in HRs, RBIs & GWs, Will Clark did very little during the second half and was either great or terrible from series to series. Frank Viola (18 Ls) could sue the offense for non-support. Giving 48 starts to Plunk & Wojna doomed us to a sub-.500 season. Like most other teams, next year's Biffs will have better pitching and worse hitting.

AB	PLAYER	PCT.	G	GU	AB	R	H	RBI	2B	3B	HR	TB	SLG.	BB	SO	E	SH	SF	SB	CS	WH	RC	OB-Z
	M. CLARK	.248	149	0	601	93	149	126	18	6	41	302	.502	62	96	8	0	1	4	13	21	91	.318
	BARRETT	.294	145	0	599	84	176	56	17	0	6	211	.352	52	36	25	7	1	10	2	4	75	.350
E	SANTANA	.231	142	5	489	45	113	44	23	1	5	153	.313	19	98	15	0	4	1	1	2	40	.260
D	BUECHELE	.232	130	14	397	44	92	60	19	0	20	171	.431	28	67	10	1	6	2	2	3	48	.282
D	BOSTON	.235	122	26	396	45	93	61	18	2	13	154	.389	27	78	1	1	3	17	6	3	44	.284
E	DYKSTRA	.300	141	15	490	84	147	48	44	3	10	227	.463	46	66	3	2	1	43	12	4	85	.360
E	MIKE DAVIS	.321	131	15	498	81	160	90	37	0	28	281	.564	44	87	7	0	5	17	4	13	107	.376
C	BANDO	.204	124	28	279	25	57	20	14	0	5	86	.308	22	37	2	3	0	1	0	2	23	.262
B	SCHU	.161	71	80	199	21	32	20	4	5	7	67	.337	25	30	3	0	0	0	2	0	16	.254
E	BUCKNER	.256	81	67	281	21	72	35	12	0	4	96	.342	8	14	0	0	2	1	1	3	26	.277
E	DON HILL	.209	116	33	401	32	84	30	16	4	6	126	.314	32	43	13	0	3	4	0	5	34	.268
C	LACY	.279	92	55	283	44	79	32	18	5	6	125	.442	46	50	2	0	0	5	0	5	49	.380
B	G. GROSS	.215	65	94	186	18	40	8	2	2	1	49	.263	35	21	0	0	4	0	3	1	16	.339
B	DAVIDSON	.232	52	101	112	15	26	0	4	0	1	33	.295	7	17	0	1	0	9	0	0	11	.277
B	SALAS	.276	77	78	199	30	55	28	7	0	13	101	.508	19	32	0	0	1	0	0	2	34	.339
D	A. SALAZAR	.244	37	119	82	10	20	3	1	0	2	27	.329	2	9	2	6	0	0	2	0	6	.262
A	T. McBRIDE	.000	10	150	6	0	0	0	0	0	0	0	.000	0	2	0	0	0	0	0	0	0	.000
A	C. JACKSON	.143	4	156	7	0	1	1	1	0	0	2	.286	0	2	0	0	0	0	0	0	0	.143
a	PAGNOZZI	.283	18	136	46	9	13	9	0	0	4	25	.543	1	9	2	0	0	1	0	1	8	.298
a	LUSADER	.432	17	143	44	7	19	3	2	0	1	24	.545	6	4	0	0	0	2	0	1	13	.500
BAT TOTALS		.255	160		5595	708	1428	674	257	28	173	2260	.404	481	758	104	21	31	117	48	70	712	.314

Def DP: 162

Off DP: 105

Pit Err: 11

RC Factor: 0.99

Proj W-L: .444

GS/GR	PITCHER	ERA.	W	L	PCT.	SV	RP	GS	GR	CS	SH	IP	H	R	ER	HR	BB	SO	OP-Y	BB/9	SO/9
36/ 0	VIOLA	3.47	14	18	.438	0	0	36	0	17	2	285.7	274	121	110	34	81	225	.252	2.6	7.1
35/ 0	LANGSTON	4.15	14	11	.560	0	0	35	0	12	2	273.0	275	132	126	28	120	233	.261	4.0	7.7
33/ 1	NEWMAN	4.26	13	15	.464	0	0	33	0	4	2	239.0	256	130	113	29	66	107	.273	2.5	4.0
	WOJNA	7.48	6	12	.333	0	1	23	17	0	0	126.3	187	120	105	24	41	89	.342	2.9	6.3
	PLUNK	6.90	7	14	.333	1	2	25	30	2	1	167.0	224	136	128	14	127	123	.320	6.8	6.6
1/84	MI. WILLIAMS	1.85	5	3	.625	5	10	0	69	0	0	87.3	59	22	18	4	51	62	.192	5.3	6.4
7/48	MIKE JACKSON	3.45	5	4	.556	6	10	2	47	0	0	75.7	59	30	29	7	42	61	.215	5.0	7.3
0/27	JOHN DAVIS	2.73	1	2	.333	5	6	0	26	0	0	29.7	27	10	9	3	18	13	.242	5.5	3.9
	SELLERS	0.00	1	0	1.000	0	1	0	1	0	0	0.7	1	0	0	0	1	1	.345	13.5	13.5
	GLAVINE	4.86	0	0	.000	0	0	0	17	0	0	33.3	33	21	18	3	14	18	.258	3.8	4.9
	ATHERTON	3.54	0	3	.000	6	6	0	51	0	0	56.0	51	27	22	6	15	39	.242	2.4	6.3
PIT TOTALS		4.46	71	89	.444	26	42	160	284	36	9	1444.7	1518	792	716	158	608	1021	.270	3.8	6.4

# BASKERVILLE Hounds

Manager: Bill Graham

Age: 39 Occupation: Attorney

Global

Conference

\* 16 \*

Wild Card

## Biographical Sketch

I'm still the same shy, retiring guy I was a year ago at this time. A little older perhaps; a little wiser, maybe; a little more mature -- nah!

Ambition: to become a sports agent and advocate for ball players to get contracts they deserve --> contracts that respect a player's abilities and sense of dignity --> contracts that give me a percentage of those big bucks the players will get.

Team MVP: Lansford

Most Unexp. Perf: (none)

## The Season Story

Unbelievable! In the early part of the season, the Hounds were underachievers, but balanced that off with a late season surge of over achievement. Overall, the team performed as I expected, with no great surprises as far as individual players of pitchers are concerned.

Nonetheless, to make the playoffs as a Wild Card team, then beat the Colonie Flames 4-0 in the first round and go into extra-innings of Game 7 before losing to Flin Flon in the Global Conference Championship series, was all UNBELIEVABLE!!

AB	PLAYER	PCT.	G	GU	AB	R	H	RBI	2B	3B	HR	TB	SLG.	BB	SO	E	SH	SF	SB	CS	WH	RC	OB-Z
E	DURHAM	.253	126	18	490	92	124	102	18	0	44	274	.559	56	105	4	0	1	3	3	12	89	.330
	RAY	.270	91	64	370	40	100	34	12	2	2	122	.330	30	43	7	0	1	3	1	3	40	.325
D	URIBE	.262	97	26	355	45	93	45	15	12	1	135	.380	16	36	17	3	1	15	2	10	41	.294
	LANSFORD	.270	155	1	636	101	172	95	33	3	26	289	.454	65	57	4	1	3	33	3	13	103	.338
	WINFIELD	.245	154	2	587	71	144	78	17	0	27	242	.412	71	99	2	0	2	4	10	5	76	.327
	K. BASS	.272	154	3	637	95	173	86	19	2	24	268	.421	53	88	7	1	4	30	3	9	92	.328
D	MIKE YOUNG	.178	25	128	90	9	16	11	4	0	2	26	.289	7	27	4	0	0	1	0	2	6	.237
E	FISS	.238	95	60	323	47	77	50	5	0	23	151	.467	32	60	2	0	4	0	0	6	46	.307
	GARY CARTER	.226	128	25	477	52	108	59	8	0	15	161	.338	42	59	2	0	3	1	1	6	46	.289
C	F. McGRUFF	.244	84	71	271	53	66	55	14	0	19	137	.506	59	90	0	0	0	5	3	6	52	.379
D	J. MOSES	.268	82	72	299	36	80	24	9	2	0	93	.311	26	36	1	2	1	26	3	2	34	.326
D	GRUBER	.225	14	146	40	3	9	3	0	2	0	13	.325	2	5	0	0	0	0	0	1	3	.262
D	C. REYNOLDS	.284	42	118	134	15	38	10	3	1	1	46	.343	9	15	1	0	0	4	1	1	16	.329
C	B. RIPKEN	.322	55	71	208	35	67	33	15	0	2	88	.423	21	15	3	0	2	5	0	3	35	.384
C	OGUENDO	.315	83	70	248	43	78	36	6	0	2	90	.363	53	29	7	0	1	4	0	6	40	.435
B	LIRIANO	.231	24	134	91	17	21	7	1	1	0	24	.264	15	15	0	1	0	10	4	0	9	.340
B	R. LEACH	.240	55	100	167	19	40	12	6	0	1	49	.293	33	19	1	0	3	0	0	0	18	.365
B	CANGELOSI	.271	49	106	155	36	42	17	8	3	3	65	.419	41	27	2	4	1	9	5	1	28	.423
B	GALLEGO	.238	9	150	21	3	5	1	2	0	0	7	.333	4	4	2	1	0	0	0	1	3	.360

BAT TOTALS .260 160 5599 812 1453 758 195 28 192 2280 .407 635 829 81 13 27 153 39 87 777 .335

Def DP: 134

Off DP: 121

Pit Err: 15

RC Factor: 1.04

Proj W-L: .536

GS/GR	PITCHER	ERA.	W	L	PCT.	SV	RP	GS	GR	CS	SH	IP	H	R	ER	HR	BB	SO	DP-Z	BB/9	SO/9
37/ 0	CLANCY	3.88	17	11	.607	0	0	36	0	6	1	255.0	245	120	110	18	117	175	.252	4.1	6.2
26/ 1	MAGRANE	4.14	14	8	.636	0	0	25	0	2	0	167.3	180	87	77	11	97	90	.274	5.2	4.8
31/ 2	STEIB	4.15	12	9	.571	0	0	30	2	4	0	203.7	187	94	94	22	117	141	.244	5.2	6.2
22/10	SANDERSON	4.64	8	6	.571	1	1	21	4	0	0	132.0	144	69	68	21	46	88	.277	3.1	6.0
	D. PALMER	5.59	8	10	.444	0	0	27	2	1	1	159.3	202	104	99	25	50	127	.308	2.8	7.2
0/81	J.D. ROBINSON	2.65	6	3	.667	13	19	0	65	0	0	98.3	71	29	29	7	37	67	.202	3.4	6.1
0/69	McGAFFIGAN	3.37	5	6	.455	10	15	0	59	0	0	93.3	81	37	35	9	44	67	.234	4.2	6.5
1/67	MUSSELMAN	4.31	6	1	.857	1	6	1	38	1	1	62.7	50	30	30	4	45	47	.219	6.5	6.7
0/60	NIEDENFUEER	3.00	4	2	.667	11	15	0	46	0	0	51.0	51	21	17	6	17	39	.260	3.0	6.9
0/58	SEARAGE	3.77	1	1	.500	1	2	0	12	0	0	14.3	16	7	6	2	8	10	.282	5.0	6.3
1/61	SCHIRALDI	5.80	1	3	.250	1	2	1	25	1	0	45.0	45	29	29	12	33	36	.260	6.6	7.2
0/60	DANLEY	6.52	1	1	.500	0	1	0	12	0	0	19.3	20	14	14	7	12	10	.266	5.6	4.7
0/20	CREWS	2.10	1	1	.500	0	1	0	19	0	0	30.0	31	7	7	2	8	20	.266	2.4	6.0
	N. ALLEN	11.81	1	2	.333	0	0	6	4	0	0	32.0	71	47	42	5	20	16	.438	5.6	4.5
	HAWKINS	6.19	3	8	.273	0	0	13	1	2	0	80.0	100	61	55	18	43	38	.305	4.8	4.3

PIT TOTALS 4.44 88 72 .550 38 62 160 289 17 5 1443.3 1494 756 712 169 694 971 .267 4.3 6.1

# CHICAGO Bruins

\* 17 \*

Manager: John Gatto (Sylvia)

Age: 61 Occupation: Realtor

## Biographical Sketch

Still dabbling in real estate and finally topped \$1 million in sales last year. This doesn't translate into big bucks, but it keeps me out of trouble and still allows me time for my hobbies, two mail leagues and quartetting (not to mention sailing again this February in the Caribbean with 5 others and a cook on a 55' sailboat, for which I now count the days). In March I will be in Florida once more. Yes, it's still 7 grandchildren trying to make me feel old.

Team MVP: Burke

Most Unexp. Perf: John

## The Season Story

Not much in the way of surprises this year. The team was expected to be an also-ran and came through with the poorest showing in Bruin history, and its first last place finish ever. Age has begun to tell with double plays and slowness of foot. So, it was close to impossible to win on the road. (They didn't do all that well at home, either.) Pitching is holding up well and should be even better in '89. But, unless the team receives some help in key positions and improves its hitting, it could be another dismal season for the Bruins.

AB	PLAYER	PCT.	G	GU	AB	R	H	RBI	2B	3B	HR	TB	SLG.	BB	SO	E	SH	SF	SB	CS	WH	RC	OB-Z
	D. PARKER	.266	135	15	485	56	129	61	20	0	24	221	.456	41	101	10	0	3	6	5	7	70	.323
C	OESTER	.195	103	39	292	21	57	19	6	2	2	73	.250	21	70	6	7	0	4	3	0	18	.249
E	A. GRIFFIN	.263	136	10	498	69	131	45	31	4	3	179	.359	36	30	33	10	3	22	11	7	56	.313
	Bud BELL	.276	147	0	561	68	155	73	13	3	16	222	.396	65	60	9	0	3	5	3	8	78	.351
E	D. JAMES	.273	130	6	479	62	131	46	29	8	5	191	.399	72	63	1	0	5	10	7	4	70	.368
D	M. WILSON	.305	110	40	393	65	120	43	20	5	9	177	.450	35	81	10	0	0	18	6	6	65	.362
D	T. JONES	.253	108	47	387	51	98	25	21	2	6	141	.364	24	45	0	0	0	33	9	3	44	.297
C	LAUDNER	.163	90	65	288	24	47	28	4	0	11	84	.292	20	72	6	0	2	0	1	2	18	.218
B	HAIRSTON	.296	59	86	189	34	56	38	13	0	9	96	.508	27	39	0	1	0	1	1	3	37	.384
C	DWYER	.220	84	64	286	39	63	56	4	2	20	131	.458	40	69	0	0	1	1	0	9	42	.316
E	RICE	.265	118	-4	377	34	100	34	8	0	6	126	.334	62	71	9	0	4	3	2	4	47	.369
C	HANRIQUE	.185	106	46	222	19	41	29	7	2	3	61	.275	23	52	7	14	3	5	2	3	16	.261
B	HORN	.210	49	105	186	25	39	33	7	0	14	88	.473	25	61	0	0	0	0	1	4	26	.303
C	BENIGUEZ	.237	85	68	266	26	63	30	11	0	6	92	.346	25	32	3	4	2	0	0	3	28	.302
B	MARZANO	.229	62	84	170	18	39	27	8	0	6	65	.362	15	38	1	0	3	0	2	2	18	.292
B	L. GUINONES	.234	40	108	111	11	26	9	6	0	0	32	.288	9	16	6	0	0	0	0	2	9	.292
B	SUNDBERG	.150	70	86	80	9	12	6	1	0	2	19	.237	17	30	1	2	0	0	0	1	6	.299
A	J. BONILLA	.203	26	132	79	8	16	8	4	0	1	23	.291	5	12	3	3	1	0	0	0	6	.250
A	McCLENDON	.176	11	149	34	3	6	2	0	0	1	9	.265	0	14	0	0	0	0	0	0	2	.176
D	WINNINGHAM	.305	21	139	59	7	18	8	6	0	0	24	.407	5	9	0	3	1	10	1	0	10	.359

BAT TOTALS .248 160 5432 649 1347 620 219 28 144 2054 .378 567 965 111 44 31 118 54 68 657 .319

Def DP: 103

Off DP: 112

Pit Err: 6

RC Factor: 0.99

Proj W-L: .428

GS/GR	PITCHER	ERA.	W - L	PCT.	SV	RP	GS	GR	CS	Sh	IP	H	R	ER	HR	BB	SO	OP-Z	BB/9	SO/9
30/ 3	Bob FORSCH	5.24	11 14	.440	1	1	30	3	2	1	192.3	241	120	112	24	42	90	.306	*2.0	4.2
35/ 2	HERSHISER	3.78	15 13	.536	0	0	35	2	11	3	271.3	247	132	114	25	119	189	.242	3.9	6.3
33/ 0	JOHN	5.99	7 17	.292	0	0	33	0	1	0	189.3	256	133	126	18	49	73	.322	2.3	3.5
	DESHAIES	5.01	7 15	.318	0	0	30	5	5	1	210.3	228	119	117	28	82	171	.276	3.5	7.3
16/19	PULEO	4.82	4 7	.364	1	2	16	18	0	0	115.7	143	69	62	7	61	66	.303	4.7	5.1
0/55	BURKE	1.49	8 7	.533	16	24	0	54	0	0	84.3	55	15	14	5	17	67	.186	1.8	7.2
0/53	DAYLEY	2.25	4 6	.400	4	8	0	51	0	0	60.0	56	18	15	2	30	46	.247	4.5	6.9
0/23	SCHERRER	3.90	3 1	.750	0	3	0	22	0	0	27.7	24	12	12	1	9	21	.233	2.9	6.8
16/19	HUDSON	3.54	8 6	.571	1	3	16	19	4	1	155.0	131	65	61	20	51	103	.229	3.0	6.0
	CANDELARIA	2.14	1 1	.500	1	2	0	19	0	0	33.7	36	8	8	4	3	20	.273	0.8	5.3
	R. MAHLER	4.23	3 2	.600	5	8	0	64	0	0	106.3	96	60	50	23	38	39	.241	3.2	3.3

PIT TOTALS 4.30 71 89 .444 29 51 160 257 23 6 1446.0 1513 751 691 157 501 885 .269 3.1 5.5



# COLDWATER Lakers

\* 18 \*

Manager: Larry Rumsey (Carolyn)

Age: 45 Occupation: Training Coordinator for Mental Health

## Biographical Sketch

I have been working for the state of Michigan for 21 years in the Mental Health field. I have 3 children, one in college, one in high school and one in middle high. I enjoy all sports and like playing in the TML.

Team MVP: Lemon

Most Unexp. Perf: Lemon

## The Season Story

Coldwater had a bad year in TML IX. We had both weak pitching and weak hitting. Team MVP Chet Lemon had a good year, batting .298 with a .387 on-base. Terrell was the best pitcher with a 14-14 record on a team that went 52-108.

AB	PLAYER	PCT.	G	BU	AB	R	H	RBI	2B	3B	HR	TB	SLG.	BB	SO	E	SH	SF	SB	CS	WH	RC	OB-Z
	P. O'BRIEN	.262	151	8	599	71	157	82	25	1	23	253	.422	60	77	13	0	4	0	1	7	83	.329
E	McLEMORE	.237	105	45	354	41	84	39	10	0	4	106	.299	44	59	11	0	4	22	5	3	36	.322
E	GAGNE	.267	82	67	330	39	88	41	21	3	6	133	.403	22	58	11	1	1	1	1	4	41	.313
	KNIGHT	.264	118	34	447	43	118	47	26	0	14	186	.416	27	72	14	0	1	0	0	1	57	.306
E	REIDUS	.205	102	51	366	62	75	34	11	4	7	115	.314	57	72	2	0	6	35	3	3	41	.312
E	LEMON	.298	114	32	406	58	121	58	25	3	16	200	.493	59	70	0	1	4	0	1	4	77	.387
	BARFIELD	.259	152	5	583	89	151	84	17	2	34	274	.470	61	122	4	0	3	2	5	12	88	.329
C	CERONE	.218	62	95	193	18	42	18	7	0	2	55	.285	26	27	0	2	2	0	0	0	17	.311
	G. WARD	.218	124	24	473	49	103	48	12	0	13	154	.326	34	81	8	0	1	5	1	3	42	.270
C	G. LARKIN	.246	52	104	167	17	41	18	10	1	2	59	.353	29	33	1	0	2	1	3	1	20	.357
E	S. OMEN	.220	67	88	255	31	56	21	4	3	0	66	.259	30	33	4	0	3	6	3	1	20	.302
D	BACKMAN	.237	60	82	194	12	46	21	5	0	2	57	.294	19	28	2	0	0	5	1	0	18	.305
C	C. FORD	.290	55	97	186	25	54	19	8	5	1	75	.403	22	18	1	0	1	11	4	2	28	.365
C	C. BROWN	.235	45	103	162	20	38	22	5	0	9	70	.432	15	24	8	0	1	0	1	3	21	.299
D	PETTIS	.210	54	101	200	24	42	11	10	2	1	59	.295	29	59	4	0	0	9	1	3	20	.310
B	D. NIXON	.229	19	139	70	11	16	4	3	0	1	22	.314	9	14	0	0	0	9	3	0	8	.316
B	GEDMAN	.213	41	109	127	7	27	9	7	0	0	34	.268	5	25	4	0	0	0	0	0	8	.242
B	ALLANSON	.220	41	114	127	12	28	9	1	0	3	38	.299	10	26	2	1	1	1	1	0	10	.277
B	R. RAMIREZ	.255	33	125	137	10	35	10	5	0	0	40	.292	9	18	13	0	0	6	2	1	12	.301
A	KARKOVIC	.032	28	130	95	3	3	4	0	0	1	6	.063	6	49	2	0	0	1	1	0	1	.089
	<STAT ERROR>				0	0	-1	0	0	0	0			0	0	0	0	0	0	0	0		

BAT TOTALS .242 160 5471 642 1324 599 212 24 139 2001 .366 573 965 114 5 34 114 37 48 635 .314

Def DP: 107

Off DP: 117

Pit Err: 10

RC Factor: 1.01

Proj W-L: .352

GS/GR	PITCHER	ERA.	W	L	PCT.	SV	RP	GS	GR	CS	Sh	IP	H	R	ER	HR	BB	SO	OP-Z	BB/9	SO/9
	M. MOORE	5.54	10	25	.286	0	0	40	0	15	1	294.0	*369	190	181	35	124	148	.306	3.8	4.5
35/ 0	W. TERRELL	4.09	14	14	.500	0	0	34	0	9	2	246.7	248	123	112	35	57	130	.261	2.1	4.7
22/14	Guy HOFFMAN	4.85	1	3	.250	0	0	8	3	1	0	59.3	64	40	32	11	13	42	.275	2.0	6.4
	FISHER	4.80	6	18	.250	0	0	27	5	5	0	198.7	212	111	106	45	86	134	.273	3.9	6.1
	LANCASTER	4.38	6	11	.353	0	0	17	21	4	1	156.3	148	82	76	15	67	82	.249	3.9	4.7
0/65	BEIDROSIAN	3.07	2	10	.167	14	16	0	35	0	0	44.0	45	17	15	5	13	33	.264	2.7	6.7
6/61	R. HORTON	3.90	5	1	.833	2	7	0	37	0	0	64.7	71	32	28	5	22	28	.278	3.1	3.9
6/41	BERENGUER	4.46	0	2	.000	1	1	0	23	0	0	34.3	35	21	17	8	15	30	.264	3.9	7.9
	B. STANLEY	6.16	0	2	.000	2	2	0	48	0	0	57.0	90	42	39	11	15	27	.357	2.4	4.3
	HEATON	5.97	0	10	.000	0	0	10	14	0	0	107.0	141	77	71	24	22	54	.316	1.9	4.5
12/ 0	NOLTE	5.73	3	3	.500	0	0	10	0	1	1	55.0	52	45	35	4	56	39	.249	9.2	6.4
	PETRY	7.13	5	8	.385	0	0	14	4	1	0	82.0	105	70	65	17	35	54	.310	3.8	5.9
	GULLICKSON	8.49	0	1	.000	0	0	0	9	0	0	23.3	32	22	22	7	3	14	.325	1.2	5.4
	<STAT ERROR>		0	0		0	0	0	0	0	0	0.0	0	0	0	-1	0	0			

PIT TOTALS 5.06 52 108 .325 19 26 160 199 36 6 1422.3 1612 872 799 221 528 815 .285 3.3 5.2

# COLONIE Flames

Manager: Mike Short (Monica)

Age: 34 Occupation: Manager of Data Processing

Mays

Division

Champion

\* 19 \*

## Biographical Sketch

Computer nut, musician and soccer coach, umpire (no ejections in '88; only one near-miss), would-be Phil Niekro, family man, debonair man about home, and slavering baseball madman. Hear him speak: "Nice weather ... How about those Brewers?" or "Time to go to church ... Think I can get Ellis Burks for Mike Felder?" or "I'm sure the insurance will cover it ... I got Joel Skinner for Mark Langston & Frank Viola!"

Team MVP: Raines

Most Unexp. Perf: Show

## The Season Story

Solid season, with plenty of offense, good pitching and great defense (two gold gloves). Tim Raines had an MVP year, except REPLAY conspired to keep him in the hospital and no one knew it. Nolan Ryan was super and Show was unconscious. Joyner was pretty steady and the most likely to explode and carry the team. The playoffs were swift and brutal.

Unfortunately, I taught Bill Graham how to manage his bullpen. Next year: hitting was off, defense solid, less spectacular, pitching may be better than '87 ... high 80's for wins.

AB	PLAYER	PCT.	G	GU	AB	R	H	RBI	2B	3B	HR	TB	SLG.	BB	SO	E	SH	SF	SB	CS	MH	RC	OB-Z
	JOYNER	.280	142	8	547	81	153	110	27	1	27	263	.481	74	72	4	1	13	15	1	16	99	.366
	F. WHITE	.217	152	2	538	61	117	55	31	2	14	194	.361	49	101	8	0	4	0	4	8	54	.283
	FLETCHER	.287	153	1	589	69	169	70	25	4	7	223	.379	69	91	19	8	2	7	8	8	79	.362
	PENDLETON	.247	158	1	586	68	145	69	30	3	9	208	.355	69	73	19	1	6	18	8	7	69	.327
	RAINES	.340	127	0	562	127	191	83	29	4	29	315	.560	53	52	0	0	3	52	2	8	135	.397
E	Dv. MARTINEZ	.310	134	23	481	84	149	65	21	8	11	219	.455	75	107	3	1	2	14	2	6	91	.403
D	KINGERY	.292	111	37	367	48	107	58	19	3	9	159	.433	23	42	1	0	5	7	2	11	53	.333
	SANTIAGO	.290	143	3	586	70	170	78	30	2	17	255	.435	25	126	16	4	7	13	7	5	81	.319
D	BALBONI	.207	49	107	140	16	29	18	5	1	9	63	.450	7	45	1	0	0	0	0	3	15	.245
C	BENZINGER	.273	87	61	289	44	79	52	21	0	11	133	.460	35	59	0	0	4	8	1	6	48	.352
C	Dw. MURPHY	.242	100	21	293	54	71	35	10	0	8	105	.358	77	80	3	1	3	6	0	3	43	.400
E	MORRISON	.217	43	117	120	11	26	15	3	0	5	44	.367	10	24	2	1	2	5	1	1	13	.277
B	D. PORTER	.227	50	107	128	13	29	27	1	0	9	57	.445	22	34	0	0	1	0	0	5	19	.340
	G. WILSON	.263	90	69	251	28	66	27	8	1	4	88	.351	9	38	5	0	4	2	2	4	25	.288
A	TREADWAY	.330	34	123	97	17	32	5	3	0	1	38	.392	5	5	1	0	0	0	0	1	14	.363
C	FELDER	.149	26	134	67	6	10	3	0	0	0	10	.149	8	10	2	0	0	3	1	0	3	.240
a	E. MARTINEZ	.429	19	138	49	11	21	11	7	2	0	32	.653	6	4	0	0	0	0	0	1	16	.491
A	GANT	.250	1	159	4	1	1	0	1	0	0	2	.500	0	2	0	0	0	0	0	0	1	.250

BAT TOTALS .275 160 5694 809 1565 781 271 31 170 2408 .423 616 965 101 17 56 150 39 93 845 .346

Def DP: 125

Off DP: 128

Pit Err: 17

RC Factor: 0.96

Proj W-L: .604

GS/GR	PITCHER	ERA.	W	L	PCT.	SV	RP	GS	GR	CS	Sh	IP	H	R	ER	HR	BB	SO	OP-Y	BB/9	SO/9
35/ 0	HIGUERA	5.09	9	16	.360	0	0	35	0	2	0	212.3	215	123	120	25	89	168	.262	3.8	7.1
34/ 0	RYAN	*2.77	20	9	.690	0	0	34	0	10	*5	266.3	192	91	82	21	135	233	.202	4.6	*7.9
34/ 0	SHOW	2.94	19	4	.826	0	0	34	0	7	1	229.3	186	79	75	30	100	108	.222	3.9	4.2
34/ 2	Dan JACKSON	5.00	9	4	.692	0	1	18	3	0	0	113.3	115	67	63	13	71	79	.263	5.6	6.3
31/ 0	C. YOUNG	4.31	10	8	.556	0	0	28	1	1	1	177.3	153	91	85	36	48	123	.233	2.4	6.2
0/85	F. WILLIAMS	3.77	7	5	.583	3	10	0	*79	0	0	126.7	108	60	53	14	42	68	.230	3.0	4.8
0/60	RIGNETTI	3.32	7	6	.538	13	20	0	58	0	0	86.7	74	33	32	10	50	68	.231	5.2	7.1
0/51	THIGPEN	2.61	6	2	.750	18	24	0	45	0	0	62.0	59	20	18	4	23	32	.250	3.3	4.6
11/52	Mark DAVIS	5.54	3	3	.500	1	2	11	27	0	0	87.7	94	59	54	15	38	58	.274	3.9	6.0
0/42	CALHOUN	1.75	7	4	.636	0	7	0	37	0	0	61.7	49	14	12	4	14	44	.218	2.0	6.4
0/52	McCLURE	2.83	1	1	.500	8	9	0	42	0	0	41.3	24	14	13	6	17	25	.169	3.7	5.4
22/ 8	Jimmy JONES	5.14	0	0	.000	0	0	0	5	0	0	7.0	7	4	4	2	4	3	.260	5.1	3.9

PIT TOTALS 3.74 98 62 .613 43 73 160 297 20 9 1471.7 1276 655 611 180 631 1009 .233 3.9 6.2

# DARKFYRE Daemons

\* 20 \*

Manager: Mike Landin (Teri)

Age: 35 Occupation: Meteorologist

## Biographical Sketch

Continue to work and broadcast weather reports for SUNY Albany. Will be entering my 3rd (Certification) year with the Capital District Baseball Umpires Association. Highlight of my umpiring season was doing an American Legion game at Heritage Park (home of the AA Albany-Colonie Yankees). Enjoyed meeting Brandon, Ralph & Jeff during my winter vacation to FL. It's hard to believe that we have reached TML X already.

Team MVP: McGwire

Most Unexp. Perf: Canseco (-)

## The Season Story

A tough season for the Daemons. An early face-to-face slate of games within the division (20-12) and a weak 1st half schedule (46-22) put the Daemons in good shape. However, a poor finish (26-30), including an "I wish I was there to see it" 1-7 disaster at New Jersey (a team we had buried 7-1 face-to-face back in April), doomed the team to a 2nd place finish and no post-season for the first time since '84. Mark McGwire had an unbelievable rookie season, setting all time TML records for HRs (66) & RBIs (180), and an American record for WHs (26). An end of season mini-slump (specifically at New Jersey & Sir Jeffery, 2 HRs, 5 RBIs, 16 G) stopped him from the remarkable 70/200 plateau, a pace he had been on until Series 11. Gwynn had his usual super year, but Canseco had a tough sophomore season. Blyleven became the first pitcher in TML history to win 20+ games, while serving up 60+ HRs!

AB	PLAYER	PCT.	G	GU	AB	R	H	RBI	2B	3B	HR	TB	SLG.	BB	SO	E	SH	SF	SB	CS	WH	RC	OB-Z
	McGWIRE	.281	151	0	588	108	165	*180	23	3	*66	392	*.667	79	109	8	0	7	1	1	*26	143	.366
E	RANDOLPH	.296	120	24	493	77	146	45	27	0	3	182	.369	68	41	11	0	4	13	7	6	70	.381
	T. FERNANDEZ	.324	152	2	458	95	213	65	23	13	5	277	.421	43	63	10	1	5	27	11	8	102	.365
E	K. MITCHELL	.268	125	19	474	73	127	72	16	2	30	237	.500	47	89	17	0	0	9	4	4	79	.334
	CANSECO	.219	156	0	590	89	129	85	27	1	27	239	.405	51	157	6	2	11	18	7	7	67	.281
D	C. WASHINGTON	.248	105	47	314	44	78	38	10	0	10	118	.376	22	66	2	0	0	9	0	3	37	.298
	T. GWYNN	.366	154	1	644	113	236	87	38	10	4	306	.475	54	47	8	0	5	61	10	9	136	.415
D	B.J. SURHOFF	.267	121	31	375	47	100	42	15	1	4	129	.344	25	36	8	0	4	10	3	5	41	.313
C	M. HATCHER	.244	69	88	217	22	53	26	11	2	2	74	.341	14	19	7	0	1	2	2	1	21	.290
D	R.J. REYNOLDS	.316	93	62	288	40	91	42	24	4	3	132	.458	14	68	1	0	5	10	1	3	47	.348
D	VALLE	.281	83	70	242	31	68	41	13	1	14	125	.517	14	35	4	0	3	0	2	6	39	.320
D	T. PHILLIPS	.240	95	65	292	46	70	40	10	0	7	101	.346	47	68	4	0	3	7	4	3	35	.345
D	J. CASTILLO	.194	65	95	186	29	36	20	4	3	2	52	.280	37	41	1	3	1	7	5	2	17	.327
	TEMPLETON	.333	5	155	15	3	5	4	1	0	0	6	.400	0	4	1	0	0	0	0	0	2	.333
A	BEAN	.250	31	127	28	3	7	3	0	0	0	7	.250	3	4	0	0	0	1	0	0	2	.323
B	BRUMLEY	.241	41	113	87	20	21	9	3	5	1	37	.425	5	26	1	0	1	5	0	3	11	.283
A	M. HART	.154	54	106	39	6	6	6	0	0	2	12	.308	3	11	0	0	1	0	0	0	3	.214

BAT TOTALS .280 160 5646 865 1580 823 248 48 183 2473 .438 536 920 102 6 53 182 60 89 856 .342

Def DP: 107

Off DP: 121

Pit Err: 13

RC Factor: 1.01

Proj W-LX: .590

GS/GR	PITCHER	ERA.	W	L	PCT.	SV	RP	GS	GR	CS	Sh	IP	H	R	ER	HR	BB	SO	DP-Z	BB/9	SO/9
37/ 0	BLYLEVEN	4.20	22	11	.667	0	0	37	0	15	1	291.3	258	144	136	62	87	217	.237	2.7	6.7
36/ 0	M. SCOTT	3.39	15	9	.625	0	0	36	0	9	3	265.7	234	106	100	28	97	173	.236	3.3	5.9
25/ 8	GRANT	4.82	12	6	.667	0	0	25	0	2	1	164.3	169	92	88	38	70	98	.265	3.8	5.4
	YOUNANS	5.93	8	5	.615	0	0	20	0	0	0	112.3	127	79	74	23	53	96	.284	4.2	7.7
19/ 1	J. MITCHELL	4.79	7	8	.467	0	1	19	1	3	2	118.3	132	64	63	7	32	49	.281	2.4	3.7
0/56	MINTON	2.65	6	5	.545	16	22	0	52	0	0	71.3	58	21	21	10	32	31	.222	4.0	3.9
2/52	ECKERSLEY	3.26	10	9	.526	14	22	2	50	0	0	96.7	79	39	35	14	21	59	.223	2.0	5.5
0/54	MYERS	3.76	2	2	.500	2	4	0	48	0	0	67.0	55	30	28	3	32	55	.224	4.3	7.4
3/50	DEDMON	4.77	6	5	.545	2	6	3	44	1	1	77.3	87	41	41	9	50	42	.283	5.8	4.9
	CADARET	8.08	0	0	.000	0	0	0	41	0	0	55.7	70	52	50	15	46	34	.306	7.4	5.5
18/11	BLACK	3.41	5	7	.417	1	1	18	6	2	0	126.7	141	53	48	12	32	66	.281	2.3	4.7

PIT TOTALS 4.26 93 67 .581 35 56 160 242 32 8 1446.7 1410 721 684 221 552 920 .255 3.4 5.7

# FLIN FLON Trappers

Global

Conference

\* 21 \*

Manager: Brandon Rose (Anne)

Champion

Age: 35 Occupation: Account Executive

## Biographical Sketch

Same as it has always read --> sports makes my world go around. If I'm not playing myself, I am at one of my son's games. Bryan is doing a great job of keeping the Rose name in the southwest FL sports page headlines. This past Little League season, at the ripe old age of 11, he made the All Star team. He also plays basketball and soccer.

Team MVP: Guerrero

Most Unexp. Perf: W. Wilson

## The Season Story

Wow! I can't think of a better way of describing the '88 season for the Flin Flonians. The numbers speak for themselves, gang. My road performance totally overwhelmed me. The Trappers got off to a very slow start and it was a very strong stretch run from series 3 through 8 that gave us the momentum to run away with the thing. Individually, I don't know how Pedro Guerrero, Greenwell, Yount and Julio Franco could ever give me again the awesome seasons they had. The Trappers totally demolished several long standing TML team records. It was fun!

AB	PLAYER	PCT.	G	GU	AB	R	H	RBI	2B	3B	HR	TB	SLG.	BB	SO	E	SH	SF	GB	CS	WH	RC	OB-Z
	Ed MURRAY	.271	160	0	638	104	173	128	25	1	36	308	.483	64	82	6	0	5	1	2	12	103	.338
	BERNAZARD	.323	84	57	285	47	92	33	21	1	9	142	.498	42	53	14	0	0	9	3	3	59	.410
E	Julio FRANCO	.348	119	13	488	103	170	55	23	7	10	237	.486	58	43	15	2	3	29	5	8	103	.418
	MORELAND	.253	151	0	580	91	147	87	17	0	34	266	.459	43	75	27	0	8	3	4	6	80	.305
	GUERRERO	*.385	153	0	636	131	*245	176	29	3	47	*421	.662	67	105	8	0	11	6	5	21	*185	.444
	YOUNT	.321	158	0	638	*154	205	112	23	13	24	326	.511	95	94	4	0	8	20	8	14	134	.409
E	GREENWELL	.353	115	43	464	106	164	126	*52	10	23	305	.657	43	51	13	0	6	0	0	11	125	.408
B	ORTIZ	.276	39	117	127	17	35	14	3	0	0	38	.299	12	20	4	0	0	0	1	2	13	.338
C	M. DIAZ	.252	73	84	254	47	64	61	10	0	25	149	.587	30	46	1	0	3	0	0	5	49	.331
B	DERNIER	.299	50	110	184	39	55	21	5	7	2	80	.435	27	21	1	0	0	11	4	4	32	.389
C	TRILLO	.325	80	78	295	55	96	56	10	0	18	160	.542	40	42	8	0	0	0	4	6	63	.406
	W. WILSON	.423	62	95	220	51	93	20	9	9	2	126	.573	7	21	1	0	0	32	0	1	63	.441
B	MAZZILLI	.272	69	84	206	24	56	28	15	2	3	84	.408	31	20	0	0	4	8	0	3	32	.367
B	T. SIMMONS	.281	35	122	121	16	34	17	7	0	2	47	.388	6	17	2	0	3	0	0	1	15	.315
B	KITTLE	.216	52	81	199	23	43	40	3	0	15	91	.457	13	58	0	0	3	0	1	5	24	.264
D	BAYLOR	.356	19	138	59	8	21	12	2	0	1	26	.441	10	9	0	0	0	0	0	2	12	.449
B	D. RAMOS	.278	52	104	209	31	58	23	5	0	7	84	.402	8	24	8	0	0	0	1	0	25	.304
B	PECOTA	.176	6	153	17	1	3	0	0	0	0	3	.176	3	3	1	0	0	0	0	0	1	.300
	UPSHAW	.300	3	157	10	2	3	1	0	1	1	8	.800	1	3	0	0	0	0	0	0	3	.364
B	Dar MILLER	.000	1	159	5	0	0	0	0	0	0	0	.000	0	3	0	0	0	0	0	0	0	.000
C	TETTLETON	.167	45	112	132	18	22	14	1	0	7	44	.333	24	42	5	0	0	1	1	0	13	.295
	<STAT ERROR>				0	-1	0	0	0	0	0	0		0	0	0	0	0	0	0	0		

BAT TOTALS .308 160 5767 1067 1779 1024 260 54 266 2945 .511 624 832 120 2 54 120 39 1041114 .376

Def DP: 124

Off DP: 153

Pit Err: 2

RC Factor: 0.96

Proj W-L: .672

GS/GR	PITCHER	ERA	M	L	PCT.	SV	RP	GS	GR	CG	SH	IP	H	R	ER	HR	BB	SO	OP-Z	BB/9	SO/9
29/ 1	RHODEN	3.98	19	7	.731	0	0	29	1	5	2	212.7	212	103	94	24	69	135	.259	2.9	5.7
27/ 0	ALEXANDER	3.11	16	7	.696	0	0	27	0	10	1	217.0	161	80	75	35	60	119	.207	2.5	4.9
27/ 4	HANNAKER	4.99	14	9	.609	0	0	27	4	4	2	164.0	192	110	91	29	51	99	.291	2.8	5.4
22/ 0	Den MARTINEZ	3.75	12	8	.600	0	0	22	0	10	3	161.0	157	79	67	11	75	80	.255	4.2	4.5
	WHITSON	4.44	11	2	.846	0	0	18	0	3	0	119.7	122	67	59	22	30	89	.264	2.3	6.7
0/68	ACKER	11.25	1	0	1.000	0	1	0	5	0	0	8.0	10	11	10	1	9	5	.305	10.1	5.6
0/62	Lee SMITH	2.26	6	5	.545	18	24	0	50	0	0	63.7	58	17	16	3	29	50	.242	4.1	7.1
0/57	Pat PERRY	4.62	1	0	1.000	0	1	0	27	0	0	39.0	40	26	20	11	21	26	.265	4.8	6.0
0/57	T. STODDARD	3.32	2	2	.500	11	13	0	53	0	0	78.7	57	29	29	7	31	57	.203	3.5	6.5
5/48	CRIM	5.25	5	0	1.000	0	2	5	25	1	0	72.0	79	42	42	8	26	34	.278	3.3	4.3
12/32	T. LEACH	4.26	9	3	.750	4	5	12	21	1	0	118.3	138	59	56	5	30	68	.291	2.3	5.2
1/38	Jerry REED	6.62	1	1	.500	1	2	1	14	0	0	35.3	52	27	26	4	12	29	.341	3.1	7.4
0/20	PRICE	6.04	2	1	.667	4	6	0	19	0	0	22.3	24	15	15	6	5	27	.274	2.0	10.9
	LAZORKO	6.01	9	7	.563	1	1	19	2	3	0	115.3	129	81	77	22	55	59	.282	4.3	4.6
	(STAT ERROR)		0	0		0	0	0	0	0	0	0.0	0	0	0	0	-1	-3			

PIT TOTALS 4.24 108 52 .675 39 55 160 221 37 8 1436.0 1431 746 677 188 502 874 .259 3.1 5.5



# L&M Librae

Manager: Dallas Adams

Age: 43 Occupation: Mathematician

Koufax

Division

\* 22 \*

Champion

## Biographical Sketch

Back in the USA after living overseas since '76. Still very interested in Sabermetrics and computers. Last spring I modified my "REPLAY Optimum Strategy" computer program to handle defensive decisions as well as offensive. Interests outside of baseball include: reading, classical music, karate and cats.

Team MVP: Dale Murphy

Most Unexp. Perf: Quisenberry

## The Season Story

A very successful season, wining 118 games. It was pitching that was the team's biggest surprise: a staff ERA of 3.17 was most unexpected in a hitter's year and also set an American Association record. Offensively, the club set a new American record with 271 HRs and tied its TML record of 309 doubles. Individually, Dale Murphy (.304, 44 HRs, 130 RBIs) was the team MVP, but he received excellent support from Jack Clark (125Rs, 141 BBs, in only 124 Gs), Trammell, Dawson & Daniels. Jim Key(23-6) and Jack Morris (23-7) led the pitchers, while Darwin & Gubicza helped out. Ron Robinson hurled two (2) NO-HITTERS.

AB	PLAYER	PCT.	G	GU	AB	R	H	RBI	2B	3B	HR	TB	SLG.	BB	SO	E	SH	SF	SB	CS	MH	RC	DB-Z
E	J. CLARK	.298	124	6	403	125	120	99	26	1	34	250	.620	*141	94	0	0	0	0	1	13	119*	.480
	WHITAKER	.265	152	0	577	70	153	55	40	6	9	232	.402	62	105	22	1	0	11	2	7	79	.336
	TRAMMELL	.316	149	2	595	88	188	112	26	2	24	290	.487	70	57	24	0	7	22	2	11	116	.388
	GAETTI	.239	144	9	524	62	125	78	37	2	23	235	.448	23	96	12	0	3	5	0	8	64	.271
	Von HAYES	.274	152	3	609	139	167	80	30	7	24	283	.465	117	92	11	0	2	13	6	11	111	.391
	Dale MURPHY	.304	156	1	638	121	194	130	38	0	44	364	.571	86	137	7	0	1	11	9	19	139	.387
	DAWSON	.278	151	2	627	100	174	135	23	3	45	338	.539	30	111	9	0	2	7	1	21	106	.311
E	SCIOSCIA	.269	150	6	491	56	132	44	30	0	5	177	.360	55	39	3	1	0	2	5	3	59	.342
	Joe CARTER	.250	68	86	232	33	58	40	13	1	12	109	.470	13	26	2	1	1	7	3	4	31	.290
D	DANIELS	.289	116	29	401	78	116	83	17	1	29	222	.554	52	69	2	0	1	15	4	11	83	.371
	Cal RIPKEN	.255	52	108	157	29	40	19	5	2	8	73	.465	16	19	0	0	0	1	1	0	23	.324
	G. PERRY	.267	23	129	60	11	16	5	6	0	0	22	.367	9	9	0	0	1	10	0	1	10	.362
C	GANTNER	.265	42	114	136	25	36	14	8	0	5	59	.434	14	21	3	0	0	2	1	1	20	.333
C	SLAUGHT	.230	32	119	74	11	17	8	2	3	2	31	.419	10	16	2	0	0	0	3	0	9	.321
	C. SNYDER	.244	59	100	119	14	29	19	8	2	7	62	.521	7	34	2	0	1	0	1	1	17	.286

BAT TOTALS .277 160 5643 962 1565 921 309 30 271 2747 .487 705 925 111 3 19 106 39 111 986 .358

Def DP: 126

Off DP: 143

Pit Err: 12

RC Factor: 0.98

Proj W-L: .740

GS/GR	PITCHER	ERA.	W	L	PCT.	SV	RP	GS	GR	CS	Sh	IP	H	R	ER	HR	BB	SO	DP-Z	BB/9	SO/9
36/ 0	KEY	3.62	*23	6	.793	0	0	36	0	15	2	280.7	255	124	113	33	72	204	.242	2.3	6.5
34/ 0	J. MORRIS	3.00	*23	7	.767	0	0	34	0	18	1	285.0	193	104	95	42	113	238	*.192	3.6	7.5
30/ 3	DARWIN	3.01	19	4	.826	0	0	30	1	7	1	221.0	209	84	74	17	50	154	.249	2.0	6.3
35/ 0	GUBICZA	3.21	15	7	.682	0	1	25	1	7	4	193.3	152	79	69	14	116	141	.216	5.4	6.6
18/30	Ron ROBINSON	2.67	12	4	.750	0	0	18	7	12	*5	155.0	128	56	46	14	49	119	.225	2.8	6.9
0/68	John FRANCO	3.00	4	4	.500	29	33	0	54	0	0	69.0	60	24	23	9	23	51	.234	3.0	6.7
0/47	QUISENBERRY	1.48	5	3	.625	11	16	0	33	0	0	42.7	26	8	7	4	13	21	.176	2.7	4.4
0/48	LUCAS	3.71	3	2	.600	0	3	0	20	0	0	26.7	22	11	11	1	10	15	.225	3.4	5.1
0/49	RITCHIE	4.19	2	0	1.000	0	2	0	19	0	0	19.3	22	9	9	5	5	11	.285	2.3	5.1
2/59	WILLIAMSON	4.79	1	2	.333	2	3	0	29	0	0	35.7	39	21	19	1	14	22	.277	3.5	5.6
17/ 1	AGUILERA	3.34	11	3	.786	0	0	17	0	5	0	126.7	122	50	47	12	31	91	.253	2.2	6.5

PIT TOTALS 3.17 118 42 .738 42 58 160 164 64 13 1455.0 1228 570 513 152 496 1067 .229 3.1 6.6

# NEW JERSEY Pinstripers

\* 23 \*

**Manager:** Rich Perrotti (Donna)

**Age:** 32 **Occupation:** Customer Service

## Biographical Sketch

DID YOU KNOW THAT: Rich & Donna added the Astrodome & Arlington Stadium to their MLB Stadium repertoire this summer ... in the Capitol Classic Pro-Am this summer, Rich bowled with Hall of Famer Betty Morris and tied for 2nd (just missed being on ESPN!) ... is currently enrolled in the Writers' Institute for skill improvement ... his biggest baseball thrill was getting DiMaggio & Williams' autographs at a card show.

**Team MVP:** Boggs

**Most Unexp. Perf:** Gott

## The Season Story

A season that loomed bright at the start, with Larry Bowa managing "Boggs & the Boys," crashed upon take-off with back-to-back 1-7 series within the division. New skipper Bill Plummer tried to put the pieces back together, but with Gooden out for protracted periods and the staff in disarray, the best he could do was put a few brilliant series together to finish 8 games below .500. The team tied for 2nd in batting with a .280 mark (led by Boggs' .346) and hit 190 HRs (led by Golden Oldie Darrell Evans' 34). However, only 4 teams had worse pitching.

AB	PLAYER	PCT.	G	GU	AB	R	H	RBI	2B	3B	HR	TB	SLG.	BB	SO	E	SH	SF	SB	CS	MH	RC	OB-Z
	G. BROCK	.295	137	3	543	89	160	84	19	4	18	241	.444	58	66	5	0	3	2	3	6	87	.363
E	BROWNE	.248	126	19	488	72	121	45	18	4	4	159	.326	63	53	8	2	3	21	10	5	54	.334
	GUILLEN	.301	146	1	549	67	165	47	21	8	2	208	.379	20	61	24	9	5	22	5	6	70	.325
	BOGGS	.346	152	0	602	121	208	103	33	6	30	343	.570	120	59	10	0	8	6	3	5	156	.454
	McREYNOLDS	.261	147	0	602	71	157	93	26	5	24	265	.440	31	98	3	0	10	7	0	9	80	.297
	SHELBY	.279	131	0	517	65	144	66	24	0	19	225	.435	31	87	8	3	7	16	2	3	74	.319
E	MALDONADO	.301	123	11	482	68	145	67	36	4	11	222	.461	45	78	7	0	9	6	5	4	79	.361
E	VIRGIL	.238	111	39	340	56	81	50	10	1	21	156	.459	42	62	5	0	0	0	1	5	50	.322
D	SPIER	.294	69	84	245	33	72	40	6	0	8	102	.416	31	32	2	0	1	2	2	1	38	.373
E	Dar EVANS	.235	141	14	497	81	117	111	12	0	34	231	.465	114	76	1	0	4	7	2	13	88	.378
C	PETRALLI	.316	86	67	285	49	90	34	10	8	8	140	.491	32	54	1	0	1	1	0	7	54	.385
D	PASQUA	.196	69	82	219	19	43	31	2	0	10	75	.342	22	66	3	1	2	0	0	2	20	.270
A	KELLY	.260	34	122	96	16	25	8	5	0	0	30	.313	6	18	5	4	0	19	5	0	10	.304
A	SPILMAN	.368	24	135	68	12	25	12	4	0	0	29	.426	4	14	0	0	1	0	0	1	12	.403
A	YOUNGBLOOD	.232	22	137	56	6	13	6	2	0	1	18	.321	4	5	1	0	0	0	0	1	5	.283
A	ENGLE	.571	4	156	7	4	4	0	1	0	0	5	.714	1	1	0	0	0	1	0	1	3	.625
A	R. GONZALES	.125	5	155	8	2	1	0	0	0	0	1	.125	0	3	0	0	0	0	0	0	0	.125
A	PANKOVITS	.000	5	155	4	0	0	0	0	0	0	0	.000	1	2	0	0	0	0	0	0	0	.200
A	WYNEGAR	.125	6	154	8	1	1	0	0	0	0	1	.125	1	0	0	0	0	0	0	0	0	.222

BAT TOTALS .280 160 5616 832 1572 797 229 40 190 2451 .436 626 835 89 19 54 110 38 69 869 .352

Def DP: 128

Off DP: 142

Pit Err: 6

RC Factor: 0.96

Proj W-L: .478

GS/GR	PITCHER	ERA.	W	L	PCT.	SV	RP	GS	GR	CS	Sh	IP	H	R	ER	HR	BB	SO	OP-Z	BB/9	SO/9
	RASHUSSEN	6.41	14	16	.467	0	0	38	0	8	0	240.0	274	181	171	55	120	180	.286	4.5	6.8
32/ 0	MATHEWS	4.67	16	11	.593	0	0	32	0	8	1	210.0	206	115	109	39	80	109	.256	3.4	4.7
25/ 0	GOODEN	2.97	13	4	.765	0	0	25	0	11	0	206.0	181	72	68	12	73	175	.236	3.2	7.6
23/ 6	BILL LONG	6.40	6	11	.353	0	0	22	3	2	0	136.3	183	103	97	25	44	68	.320	2.9	4.5
20/ 5	TROUT	4.61	4	9	.308	0	0	20	0	2	1	125.0	144	78	64	6	60	83	.288	4.3	6.0
3/52	GOTT	5.46	3	6	.333	13	16	0	52	0	0	61.0	54	38	37	12	41	50	.237	6.0	7.4
1/57	CLEAR	5.57	0	3	.000	3	3	0	47	0	0	53.3	49	34	33	6	46	43	.244	7.8	7.3
0/69	DIPINO	4.08	5	6	.455	2	7	0	61	0	0	92.7	93	51	42	9	43	69	.261	4.2	6.7
0/47	FARR	5.19	4	5	.444	2	6	0	42	0	0	76.3	68	46	44	10	49	60	.238	5.8	7.1
0/21	WALTER	2.70	1	1	.500	4	5	0	15	0	0	13.3	10	5	4	1	9	8	.208	6.1	5.4
17/ 5	GUDRY	5.40	8	7	.533	0	0	17	5	3	2	113.3	103	70	68	19	50	88	.242	4.0	7.0
0/18	HESKETH	21.09	0	4	.000	4	4	0	15	0	0	10.7	23	25	25	8	13	10	.431	11.0	8.4
5/ 0	R. MASON	3.46	2	0	1.000	0	0	6	0	0	0	39.0	34	16	15	1	14	22	.234	3.2	5.1
	LAMP	3.26	0	1	.000	0	0	0	11	0	0	19.3	22	7	7	2	5	14	.285	2.3	6.5
	LEITER	8.16	0	0	.000	0	0	0	10	0	0	32.0	35	29	29	4	25	33	.277	7.0	9.3

PIT TOTALS 5.12 76 84 .475 28 41 160 261 34 5 1428.3 1479 870 813 209 672 1012 .267 4.2 6.4

# PACIFIC Goldeyes

\* 24 \*

Manager: Glenn Bailey

Age: 44 Occupation: Immigration Officer

## Biographical Sketch

In REPLAY since '75. Other leagues: BRA and MASTERS. And, as the years go by I find it harder and harder to think of things to put in this space.

Team MVP: Calderon

Most Unexp. Perf: Calderon

## The Season Story

After a .500 season two years ago, we appeared to be on our way. However, an enormous number of injuries devastated our rotation and infield. There were far too many holes to fill. We had a good offensive outfield, but the pitching was just too weak to compete.

AB	PLAYER	PCT.	G	GU	AB	R	H	RBI	2B	3B	HR	TB	SLG.	BB	SO	E	SH	SF	SB	CS	MH	RC	OB-Z
E	Bob BONILLA	.307	142	5	485	56	149	66	22	2	16	223	.460	36	62	1	0	8	4	2	3	79	.355
D	READY	.297	125	29	391	75	116	45	30	7	15	205	.524	94	43	12	0	0	7	2	3	90	.433
D	A. THOMAS	.226	119	27	394	35	89	25	11	0	6	118	.299	28	63	19	9	0	6	2	3	33	.277
E	DeCINCES	.208	138	6	462	45	96	48	14	1	13	151	.327	66	96	17	2	2	0	3	3	45	.307
	MOSEBY	.261	147	2	582	77	152	86	22	1	25	251	.431	70	121	7	2	3	18	4	8	87	.340
	INCAVIGLIA	.245	139	2	547	74	134	69	27	3	24	239	.437	56	*168	10	1	0	8	1	4	76	.315
	CALDERON	.312	148	1	583	96	182	104	48	2	35	339	.581	55	118	4	1	2	5	0	9	127	.371
E	Bo DIAZ	.237	135	15	494	33	117	41	20	0	9	164	.332	28	104	3	1	5	1	0	1	46	.278
B	COTTO	.197	67	87	173	18	34	16	9	0	6	61	.353	6	48	0	0	0	3	1	1	14	.223
B	SHERIDAN	.238	138	21	411	43	98	41	19	4	7	146	.355	51	91	0	2	6	17	8	5	47	.323
C	CORA	.190	64	90	205	23	39	12	7	2	0	50	.244	25	36	10	12	3	13	3	0	15	.278
D	A. NEWMAN	.231	81	79	212	20	49	12	8	3	0	63	.297	19	29	5	8	1	19	3	0	21	.294
B	NIETO	.154	36	124	104	4	16	7	7	0	0	23	.221	7	31	0	0	1	0	0	0	5	.207
A	GARVEY	.297	31	129	74	6	22	5	0	0	2	28	.378	2	11	0	0	0	0	0	1	9	.316
B	WOODSON	.242	37	117	99	6	24	11	4	0	1	31	.313	12	15	4	0	1	0	0	0	10	.324
B	JAVIER	.188	56	98	85	11	16	2	1	0	0	17	.200	15	21	0	1	0	3	1	0	6	.310
C	E. MILNER	.276	55	99	105	18	29	10	5	0	4	46	.438	10	17	0	2	0	6	2	1	16	.339
a	Rob NELSON	.182	7	153	11	0	2	2	1	0	0	3	.273	2	5	0	0	0	0	0	0	1	.308
B	WYNN	.214	11	149	14	1	3	1	1	0	0	4	.286	3	3	0	0	0	0	1	0	1	.353
C	BELLIARD	.286	13	147	14	3	4	3	2	0	0	6	.429	1	2	1	0	0	1	0	1	2	.333
A	HALEWANDER	.273	13	146	22	3	6	3	0	0	1	9	.409	1	3	0	1	0	1	1	0	2	.304
	<STAT ERROR>				0	0	-1	0	0	0	0			0	0	0	0	0	0	0	0		

BAT TOTALS .251 160 5480 647 1377 609 259 25 164 2178 .397 587 1091 99 42 32 112 34 43 712 .324

Def DP: 140

Off DP: 154

Pit Err: 6

RC Factor: 0.91

Proj W-L: .337

GS/GR	PITCHER	ERA.	W	L	PCT.	SV	RP	GS	GR	CG	Sh	IP	H	R	ER	HR	BB	SO	OP-Z	BB/9	SO/9
	BROWNING	5.30	4	23	.148	0	0	31	0	*19	0	237.7	298	152	140	40	70	180	.306	2.7	6.8
	Pete SMITH	5.96	6	16	.273	0	0	32	0	7	0	211.3	315	157	140	18	87	89	.344	3.7	3.8
28/ 1	DRABEK	4.67	11	10	.524	0	0	28	1	6	2	208.0	226	116	108	37	55	155	.276	2.4	6.7
26/ 5	STRAKER	4.78	11	15	.423	1	1	26	5	5	3	165.7	189	96	88	29	64	81	.286	3.5	4.4
	HAAS	5.74	4	10	.286	0	0	16	4	1	0	109.7	139	75	70	15	27	49	.308	2.2	4.0
0/57	LEIPER	4.99	1	4	.200	3	4	0	55	0	0	52.3	55	29	29	6	24	28	.270	4.1	4.8
0/48	E. NUNEZ	4.55	3	6	.333	13	16	0	47	0	0	59.3	56	32	30	13	21	40	.249	3.2	6.1
0/48	THURMOND	5.48	2	5	.286	2	4	0	45	0	0	64.0	89	41	39	4	21	25	.328	3.0	3.5
	PORTUGAL	7.15	0	2	.000	3	3	0	36	0	0	68.0	105	62	54	13	39	40	.352	5.2	5.3
10/ 0	P. PEREZ	2.38	4	3	.571	0	0	10	0	7	3	83.3	60	23	22	10	27	66	.202	2.9	7.1
	PACILLO	7.11	2	13	.133	3	4	10	20	1	0	95.0	124	79	75	19	53	61	.314	5.0	5.8
7/ 3	QJEDA	4.35	3	2	.600	1	1	7	3	1	1	49.7	55	26	24	10	12	31	.280	2.2	5.6
	PIT TOTALS	5.32	51	109	.319	26	33	160	224	47	9	1419.7	1741	908	839	218	508	860	.301	3.2	5.5

# PENSACOLA Stingray

\* 25 \*

Manager: Mark Hetterich (Connie)

Age: 41 Occupation: Instructional Developer

## Biographical Sketch

Completed 20 years active duty service with the NAVY in June '88. Completed work on Master's Degree in Vocational Program Development in July. Obtained first civilian job as an Instructional Developer for Systems Engineering Associates Corporation in November. Will author NAVY Training Programs for the NAVY as a government contractor. Continue to coach youth softball as a hobby. Enjoy bowling (carry a 190+ average) and of course, am an avid table-top gamer.

Team MVP: Puckett

Most Unexp. Perf: Whitt

## The Season Story

Puckett, Hrbek & Whitt just couldn't carry the offense. Trade of Boggs left a huge hole at the top of the lineup. Saberhagen, obtained in the Boggs trade, ended of being the best pitcher on a terrible staff. Saberhagen had the lowest ERA (4.22) and led the staff with 13 wins. Three young hurlers were forced to start 40 games each and it showed in the win-loss record. Eric Bell lost 32 games and Bobby Witt 27. Witt did lead the league in Ks & BBs. The bullpen allowed 57 HRs and lost 25 games. Reardon was especially prone to the long ball (allowing 17). An improved pitching staff and the acquisition of Deer, O'Neill & H.Reynolds will help the Stingray reach .500 next year.

AB	PLAYER	PCT.	G	GU	AB	R	H	RBI	2B	3B	HR	TB	SLG.	BB	SO	E	SH	SF	SB	CS	MH	RC	OB-Z
E	HRBEK	.268	129	22	477	73	128	89	16	0	38	258	.541	79	65	3	0	2	3	1	9	96	.372
C	HINZO	.229	93	47	297	22	68	19	8	1	2	84	.283	14	61	11	4	2	4	2	1	22	.264
C	JELTZ	.230	92	58	291	24	67	16	5	11	0	94	.323	23	51	10	0	0	1	1	1	27	.287
	PRESLEY	.243	157	0	621	63	151	79	29	4	18	242	.390	38	165	20	0	3	0	0	8	69	.287
	PUCKETT	.288	158	0	653	91	188	97	22	7	33	323	.495	30	126	10	0	6	6	6	7	101	.319
	M. THOMPSON	.254	145	9	611	81	155	37	24	9	5	212	.347	49	102	0	0	1	46	5	2	72	.309
D	K. WILLIAMS	.248	95	56	383	41	95	22	17	2	3	125	.326	25	72	5	0	0	7	5	2	36	.294
E	WHITT	.291	135	22	481	38	140	53	27	0	15	212	.441	42	54	7	0	1	1	3	3	73	.348
D	BRANTLEY	.258	102	44	333	41	86	48	21	0	16	155	.465	22	55	2	0	2	11	1	2	49	.304
C	CAMINITI	.218	86	62	298	26	65	18	12	2	4	93	.312	22	75	1	6	1	1	0	1	25	.272
C	HEATH	.234	94	62	269	20	63	21	12	0	4	87	.323	19	54	7	0	1	0	2	1	24	.285
C	A. HALL	.252	80	70	298	42	75	33	16	7	3	114	.383	44	46	5	4	3	26	5	2	43	.348
C	DUNCAN	.190	75	69	242	15	46	20	4	1	5	67	.277	9	63	2	6	0	3	0	1	15	.219
C	D. ANDERSON	.230	91	63	235	17	54	14	12	2	2	76	.323	15	37	12	1	0	1	2	1	21	.276
A	K. MILLER	.341	43	114	85	8	29	8	1	1	0	32	.376	10	10	2	0	0	16	0	2	17	.411

BAT TOTALS .253 160 5574 602 1410 574 226 47 148 2174 .390 441 1036 98 21 22 126 33 43 678 .308

Def DP: 153

Off DP: 145

Pit Err: 1

RC Factor: 0.89

Proj W-LZ: .315

GS/GR	PITCHER	ERA.	W	- L	PCT.	SV	RP	BS	GR	CS	Sh	IP	H	R	ER	HR	BB	SO	OP-Z	BB/9	SO/9
	Bobby WITT	5.16	7	27	.206	0	0	●40	0	18	0	*310.3	357	187	178	37	*180	*256	.288	5.2	7.4
	Eric BELL	6.59	3	*32	.086	0	0	●40	0	●19	0	304.3	364	*233	*223	52	145	228	.296	4.3	6.7
	M. CAMPBELL	5.33	11	18	.379	0	0	●40	0	11	2	282.0	270	174	167	*63	166	202	.252	5.3	6.4
33/ 0	SABERHAGEN	4.22	13	14	.481	0	0	33	0	14	1	253.7	279	124	119	27	63	181	.279	2.2	6.4
7/30	A. PENA	5.68	0	8	.000	2	2	7	11	0	0	52.3	54	34	33	8	29	49	.266	5.0	8.4
0/63	REARDON	5.86	3	9	.250	12	15	0	48	0	0	58.3	70	38	38	17	35	45	.296	5.4	6.9
0/45	PARRETT	4.95	2	3	.400	3	5	0	35	0	0	43.7	38	26	24	9	30	32	.234	6.2	6.6
21/23	CERUTTI	8.44	0	0	.000	1	1	0	20	0	0	21.3	30	20	20	8	14	17	.331	5.9	7.2
0/44	ST. CLAIRE	5.14	1	3	.250	3	4	0	32	0	0	49.0	61	29	28	9	9	37	.304	1.7	6.8
	SWINDELL	4.71	1	0	1.000	0	1	0	15	0	0	28.7	30	15	15	5	11	22	.269	3.5	6.9
2/16	D. WELLS	5.06	2	1	.667	1	3	0	8	0	0	10.7	10	6	6	1	3	10	.248	2.5	8.4
3/13	D. POMELL	0.00	1	0	1.000	0	1	0	6	0	0	5.3	4	0	0	0	0	3	.208	0.0	5.1
1/16	INNIS	0.00	0	1	.000	0	0	0	3	0	0	2.3	0	1	0	0	0	3	.000	0.0	11.6

PIT TOTALS 5.38 44 116 .275 22 32 160 178 62 3 1422.0 1567 887 850 236 685 1085 .279 4.3 6.9



# PHILADELPHIA Blue Jays

\* 26 \*

Manager: Joe Steinmetz (Margaret)

Age: 49 Occupation: Policeman

## Biographical Sketch

Married 28 years; 3 children (2 girls at home). My son followed me with the Police Dept. in '87. Became a grandparent (10 lb. 2 oz. baby boy) on Aug. 5th; the 3rd Joseph. In the family, I was the best man at my son's wedding last November. Even though the Blue Jays didn't win this year, the "Steinmetz" did!

Team MVP: Molitor

Most Unexp. Perf: Mattingly (-)

## The Season Story

I think the performance of Don Mattingly at home this year, along with the horrible performance of Shane Rawley in 36 starts, ended all hopes of the Blue Jays reaching the playoffs. Mattingly's numbers, even though below par, are not bad on paper, but they were mostly produced on the road.

AB	PLAYER	PCT.	G	GU	AB	R	H	RBI	2B	3B	HR	TB	SLG.	BB	SO	E	SH	SF	SB	CS	WH	RC	OB-Z
	MATTINGLY	.274	137	0	573	71	157	71	27	1	20	246	.429	31	55	5	1	4	1	6	7	74	.311
	HERR	.252	130	5	457	48	115	43	19	0	2	140	.306	63	59	5	3	2	18	6	0	50	.342
E	BROOKS	.235	119	30	404	51	95	68	13	1	19	167	.413	30	63	8	0	8	3	4	5	47	.288
E	MOLITOR	.359	131	7	476	120	171	63	33	10	23	293	.616	78	77	10	4	0	48	6	5	140	.449
	Dw. EVANS	.261	152	0	563	104	147	115	38	1	42	313	.556	100	101	7	0	8	1	7	13	114	.373
	STRAMBERRY	.268	153	0	583	110	156	117	26	3	32	284	.487	108	112	12	0	6	35	7	13	113	.382
D	MUMPHREY	.327	110	32	391	63	128	64	29	1	10	189	.483	32	54	2	0	0	0	0	2	71	.378
B	HASSEY	.212	98	58	189	22	40	13	8	0	1	51	.270	17	22	3	0	1	0	0	1	14	.277
E	B. LARKIN	.249	130	10	469	71	117	59	15	3	16	186	.397	41	66	19	1	5	18	1	7	60	.310
C	BUSH	.221	87	66	289	35	64	43	4	2	10	102	.353	31	45	0	0	1	6	1	6	31	.297
D	MULLINIKS	.321	109	49	371	47	119	76	28	4	10	185	.499	42	60	13	3	5	2	1	12	72	.390
C	G. YOUNG	.306	94	58	288	42	88	15	6	2	1	101	.351	33	29	3	0	0	22	9	2	39	.377
B	DEMPEY	.196	113	39	163	22	32	15	11	0	0	43	.264	27	36	3	4	1	0	0	3	13	.311
B	John MORRIS	.288	55	103	153	23	44	22	6	2	5	69	.451	9	24	2	0	0	4	1	5	23	.327
B	EISENREICH	.227	53	103	88	8	20	15	5	1	2	33	.375	2	15	0	0	0	0	0	2	8	.244
A	SHEAFFER	.021	51	109	95	0	2	1	0	0	0	2	.021	0	31	4	8	0	0	0	0	0	.021
A	A. THORNTON	.231	13	145	13	2	3	0	1	0	0	4	.308	0	4	0	0	0	0	0	0	1	.231

BAT TOTALS .269 160 5565 839 1498 800 269 31 193 2408 .433 644 853 105 24 43 158 49 83 841 .345

Def DP: 127

Off DP: 132

Pit Err: 9

RC Factor: 1.00

Proj W-L: .572

GS/GR	PITCHER	ERA.	W	L	PCT.	SV	RP	GS	GR	CG	Sh	IP	H	R	ER	HR	BB	SO	OP-Z	BB/9	SO/9
36/0	CLEMENS	2.87	18	13	.581	0	0	36	0	12	2	298.0	250	100	95	26	92	232	.228	2.8	7.0
36/0	RAWLEY	5.66	9	17	.346	0	0	36	0	2	1	211.3	259	141	133	39	87	130	.301	3.7	5.5
35/0	MELCH	3.85	15	14	.517	0	0	35	0	11	4	259.3	236	129	111	28	112	207	.242	3.9	7.2
26/0	Bryn SMITH	4.70	13	6	.684	0	0	26	0	1	0	159.0	172	90	83	18	38	121	.275	2.2	6.8
22/13	ONTIVEROS	5.28	12	6	.667	0	0	22	0	2	0	139.7	145	88	82	24	69	108	.267	4.4	7.0
0/57	PLESAC	2.94	8	2	.800	28	36	0	54	0	0	64.3	56	22	21	8	19	59	.234	2.7	8.3
0/57	BUICE	3.79	7	8	.467	3	10	0	58	0	0	92.7	69	43	39	17	46	71	.207	4.5	6.9
0/45	M.HERNANDEZ	3.73	5	0	1.000	2	7	0	41	0	0	60.3	51	30	25	12	9	45	.229	1.3	6.7
	KRUKOW	6.07	1	1	.500	0	1	3	18	0	0	59.3	72	42	40	9	12	41	.299	1.8	6.2
0/26	A. LOPEZ	4.38	0	0	.000	0	0	0	17	0	0	24.7	23	12	12	7	5	11	.247	1.8	4.0
2/17	HEATHCOCK	4.46	2	3	.400	1	2	2	15	0	0	36.3	41	19	18	5	12	17	.284	3.0	4.2
	GIDEON	4.50	0	0	.000	0	0	0	3	0	0	2.0	2	1	1	0	2	2	.260	9.0	9.0
	CONSTOCK	3.86	0	0	.000	0	0	0	5	0	0	7.0	10	3	3	1	5	6	.334	6.4	7.7
	OLWINE	0.00	0	0	.000	0	0	0	2	0	0	2.0	2	0	0	0	1	0	.260	4.5	0.0
	BANKHEAD	3.00	0	0	.000	0	0	0	4	0	0	12.0	6	4	4	2	7	14	.149	5.3	10.5
	LYNCH	1.12	0	0	.000	0	0	0	5	0	0	8.0	6	2	1	1	2	6	.208	2.2	6.7
	<STAT ERROR>		0	0		0	0	0	0	0	0	0.0	0	0	0	0	0	-5			

PIT TOTALS 4.19 90 70 .563 34 56 160 222 28 7 1436.0 1400 726 668 197 518 1065 .255 3.2 6.7

# ROCKFORD Radar

\* 27 \*

Manager: Tom Kopp (Regina)

Age: 30 Occupation: Meteorologist

## Biographical Sketch

I am currently an instructor for Creighton University in Omaha, NE. Over the past year, the biggest news out here was the birth of Robert Thomas, in July. While many other things in '88 did not go well, our first son has been outstanding. I'm sure many fathers out there know how I feel, but I can't imagine anything compared to having a son.

Team MVP: Wallach

Most Unexp. Perf: (see below)

## The Season Story (?)

The season was a joke. A superb offense was destroyed by a pitching staff which in no way reflected realism. Two pitchers were in the "real life" top ten in ERA. Can you find them?? The pitching was worse than Basic APBA. (Yes, that's meant as an insult to REPLAY, but it is also TRUE.) Many REPLAY enthusiasts were bothered by the increase in die rolls. So what? If a 4.00 ERA pitcher cannot perform even close to his real life stats, all the dice rolls in the world are irrelevant. This game needs serious evaluation. I used to defend REPLAY, but now I admit this game has become science fiction. It certainly is not baseball.

AB	PLAYER	PCT.	G	GU	AB	R	H	RBI	2B	3B	HR	TB	SLG.	BB	SO	E	SH	SF	SB	CS	WH	RC	OB-Z
E	KRUK	.309	138	13	499	75	154	77	11	3	23	240	.481	60	98	7	0	4	19	8	9	92	.383
	SANDBERG	.287	130	0	526	82	151	62	20	4	18	233	.443	62	83	10	1	1	24	2	4	88	.362
D	SMALLEY	.275	107	40	302	39	83	33	16	0	6	117	.387	39	50	16	0	3	2	0	2	42	.358
	WALLACH	.279	156	0	639	75	178	123	38	3	25	297	.465	37	112	26	0	13	8	6	15	93	.318
	WEBSTER	.288	157	0	624	101	180	67	38	4	11	259	.415	79	94	3	0	1	23	16	10	94	.368
	BONDS	.229	140	16	467	67	107	75	16	8	17	190	.407	42	75	5	0	6	21	5	7	57	.293
D	ALDRETE	.326	90	70	261	47	85	35	10	1	8	121	.464	33	26	0	0	3	2	0	2	49	.401
D	S. BRADLEY	.277	110	42	311	31	86	48	14	4	5	123	.395	17	18	7	0	3	0	1	4	38	.314
B	DAYETT	.200	55	100	150	16	30	12	4	1	2	42	.280	20	34	0	0	2	0	0	4	12	.294
E	SHEETS	.315	128	28	467	86	147	83	13	0	36	268	.574	40	79	0	0	2	3	0	8	99	.369
C	PALMEIRO	.285	80	78	186	33	53	30	11	0	8	88	.473	18	23	0	0	2	1	3	3	30	.348
D	GRIFFEY	.272	52	105	147	18	40	18	8	0	7	69	.469	18	19	1	0	1	2	2	3	24	.352
D	DUNSTON	.244	107	47	242	35	59	25	19	0	4	90	.372	4	52	12	0	0	11	0	2	25	.256
C	FITZGERALD	.232	57	98	138	10	32	10	3	0	1	38	.275	14	21	2	2	2	0	3	1	11	.303
D	BROWER	.241	85	69	203	34	49	28	2	3	14	99	.488	35	41	5	4	0	12	5	1	35	.353
B	NICHOLS	.316	17	143	38	5	12	5	1	4	2	27	.711	5	3	0	0	0	0	0	0	11	.395
B	ROYSTER	.294	65	89	163	25	48	23	18	0	5	81	.497	15	21	0	1	3	3	0	2	29	.354
B	Lon SMITH	.250	36	122	100	12	25	6	3	1	0	30	.300	6	25	0	0	1	3	0	0	9	.292
B	TREVINO	.238	40	118	84	4	20	5	2	0	2	28	.333	6	24	1	0	0	0	0	0	8	.289
a	McRAE	.304	18	142	46	7	14	2	3	0	1	20	.435	7	2	0	0	0	0	0	0	8	.396

BAT TOTALS .278 160 5593 802 1553 767 250 36 195 2460 .440 557 900 102 8 47 134 51 77 848 .343

Def DP: 117

Off DP: 121

Pit Err: 7

RC Factor: 0.95

Proj W-L: .512

GS/GR	PITCHER	ERA.	W	L	PCT.	SV	RP	GS	GR	CS	Sh	IP	H	R	ER	HR	BB	SO	OP-Y	BB/9	SO/9
36/ 0	Zane SMITH	5.72	12	14	.462	0	0	36	0	6	0	233.0	279	153	148	20	94	119	.296	3.6	4.6
34/ 0	F. BANNISTER	3.93	13	14	.481	0	0	34	0	9	2	249.3	216	113	109	42	62	114	.233	2.2	4.1
33/ 0	BODDICKER	4.70	14	11	.560	0	0	33	0	7	4	233.7	226	133	122	42	88	168	.254	3.4	6.5
28/20	DRAVECKY	3.91	11	12	.478	0	0	28	17	2	2	209.7	199	101	91	15	66	161	.250	2.8	6.9
	SUTTON	7.43	5	6	.455	0	0	15	0	0	0	76.3	111	67	63	16	11	42	.338	1.3	5.0
0/90	TEKULVE	3.46	5	3	.625	3	8	0	74	0	0	106.7	118	42	41	16	24	70	.280	2.0	5.9
0/78	McCULLERS	4.46	6	5	.545	13	19	0	69	0	0	74.7	69	41	37	7	52	61	.245	6.3	7.4
0/56	WILKINSON	3.44	7	6	.538	17	23	0	53	0	0	65.3	52	26	25	12	14	50	.218	1.9	6.9
	CLEMENTS	5.33	0	1	.000	0	0	0	31	0	0	50.7	56	30	30	2	26	23	.280	4.6	4.1
14/21	D. SCHMIDT	4.65	8	7	.533	0	1	14	15	3	1	118.0	138	67	61	15	26	61	.291	2.0	4.7
0/26	GORDON	8.31	0	0	.000	0	0	0	6	0	0	8.7	14	10	8	3	3	6	.362	3.1	6.2

PIT TOTALS 4.64 81 79 .506 33 51 160 265 27 9 1426.0 1478 783 735 190 466 875 .267 2.9 5.5

# SALT RIVER Stompers

Manager: Mike Ameen (Beverly)

Age: 25 Occupation: Sales Rep

1989 CHANGES

MATLACHA SHARKS

Mngr. Jeff Stainfield

\* 28 \*

## Biographical Sketch

I am 25 years old, recently married. and expecting my first child as I write this. A car salesman for 5 years. I've lived in North Adams all my life. Not too exciting, but that's all there is.

Team MVP: J. Leonard

Most Unexp. Perf: C.James/Smiley

## The Season Story

The '88 Stompers had a disappointing season. We did not score many runs and gave up more than our share, which basically tells you the story. On the bright side, there is a ton of room for improvement. Definitely in a rebuilding mode. With a little bit of patience and a little luck, Salt River will be back.

AB	PLAYER	PCT.	G	GU	AB	R	H	RBI	2B	3B	HR	TB	SLG.	BB	SO	E	SH	SF	SB	CS	WH	RC	OB-Y
	GALARRAGA	.287	132	21	520	59	149	57	30	4	15	232	.446	26	123	3	0	0	5	5	8	73	.321
D	WIGGINS	.199	104	38	362	31	72	12	2	2	0	78	.215	28	62	7	3	1	13	4	0	21	.256
E	CANDELE	.246	133	27	451	48	111	31	19	5	3	149	.330	33	49	16	1	1	8	4	2	44	.298
E	V. LAW	.235	97	59	349	48	82	37	26	0	10	138	.395	21	36	3	0	1	1	2	3	38	.278
	J. LEONARD	.287	125	1	508	53	146	62	32	2	22	248	.488	28	81	9	0	6	5	7	8	78	.325
D	C. JAMES	.288	105	38	382	49	110	54	15	6	20	197	.516	25	77	1	0	3	1	1	5	65	.332
D	LYNN	.244	106	18	389	48	95	56	15	0	23	179	.460	30	75	1	0	0	1	4	6	52	.298
E	Lnce PARRISH	.222	104	47	378	40	84	40	14	0	17	149	.394	40	99	10	0	0	0	2	3	43	.297
	DOWNING	.223	104	50	350	43	78	35	14	2	10	126	.360	82	72	0	0	2	5	4	4	46	.370
B	LIND	.300	83	69	180	23	54	13	11	6	0	77	.428	6	18	4	1	0	3	1	4	25	.323
C	GERHART	.201	59	93	209	20	42	26	6	0	9	75	.359	11	48	2	0	0	8	1	2	19	.241
B	G. ROENICKE	.146	47	104	144	9	21	16	5	0	6	44	.306	23	20	1	0	1	0	0	0	12	.263
	TABLER	.307	109	41	423	49	130	52	24	2	12	194	.459	33	61	4	0	2	4	2	7	69	.357
A	FERMIN	.132	28	132	68	3	9	2	0	0	0	9	.132	6	11	1	1	0	0	0	0	2	.203
a	Jody REED	.205	12	145	44	2	9	2	0	3	0	15	.341	2	3	0	0	0	1	0	0	4	.239
A	KIEFER	.095	14	144	21	1	2	0	0	0	0	2	.095	2	6	0	0	0	0	0	0	0	.174
B	LAKE	.256	22	136	78	3	20	3	1	1	0	23	.295	1	8	0	2	0	0	0	1	6	.266
C	LINDEMAN	.160	27	130	100	8	16	13	6	0	5	37	.370	9	28	2	0	0	1	0	0	9	.229
A	THURMAN	.375	16	141	48	6	18	3	0	0	0	18	.375	8	9	1	0	0	7	1	0	10	.464
D	WALLING	.241	52	108	174	15	42	14	5	0	3	56	.322	22	33	9	0	1	0	2	0	18	.327
C	Jeff REED	.150	40	116	140	8	21	10	3	0	0	24	.171	11	10	1	0	0	0	1	0	5	.212
	<STAT ERROR>				0	0	2	0	0	0	0			0	0	0	0	0	0	0	0		

BAT TOTALS .247 160 5403 572 1334 541 231 33 157 2102 .389 455 946 92 8 18 63 43 53 637 .305

Def DP: 136

Off DP: 149

Pit Err: 10

RC Factor: 0.90

Proj W-L: .292

GS/GR	PITCHER	ERA.	W	L	PCT.	SV	RP	GS	GR	CG	Sh	IP	H	R	ER	HR	BB	SO	OP-Y	BB/9	SO/9
	M. MORGAN	5.62	6	26	.188	0	0	40	5	1	0	251.3	343	176	157	29	78	129	.324	2.8	4.6
34/ 0	SUTCLIFFE	4.57	9	19	.321	0	0	34	0	3	0	226.7	230	124	115	32	91	175	.263	3.6	6.9
27/ 9	SEBRA	5.36	5	14	.263	0	0	27	2	2	2	171.3	193	115	102	22	71	132	.283	3.7	6.9
26/13	LaCOSS	4.37	9	13	.409	0	0	26	6	2	1	179.3	195	92	87	20	52	89	.276	2.6	4.5
23/ 0	FLANAGAN	7.20	5	16	.238	0	0	23	0	1	0	130.0	183	113	104	12	77	84	.331	5.3	5.8
0/77	LEFFERTS	4.36	7	3	.700	9	16	0	57	0	0	74.3	68	39	36	16	22	54	.243	2.7	6.5
1/52	HOLTON	4.87	3	2	.600	6	8	1	40	1	0	48.0	58	28	26	2	15	27	.298	2.8	5.1
	Jay HOWELL	7.62	0	0	.000	1	1	0	27	0	0	28.3	31	24	24	5	18	18	.278	5.7	5.7
	HABYAN	4.43	6	8	.429	5	9	9	46	0	0	120.0	133	64	59	21	39	70	.280	2.9	5.3
0/14	Don MOORE	1.88	1	0	1.000	6	7	0	10	0	0	14.3	13	3	3	0	3	5	.242	1.9	3.1
	SMILEY	3.43	2	1	.667	2	4	0	43	0	0	57.7	47	22	22	6	38	44	.223	5.9	6.9
	D. TAYLOR	3.82	1	1	.500	0	1	0	21	0	0	35.3	36	16	15	4	20	26	.263	5.1	6.6
	COOK	10.07	1	2	.333	1	2	0	28	0	0	64.3	88	75	72	17	51	45	.324	7.1	6.3

PIT TOTALS 5.28 55 105 .344 30 48 160 285 10 3 1401.0 1618 891 822 186 575 898 .289 3.7 5.8

# SHERLOCK C's

American  
Association  
Champion

\* 29 \*

Manager: Carl Carpenter

Age: 32 Occupation: (Classified)

## Biographical Sketch

Main hobbies are tennis and computers (and the TML, of course). Run a play-by-mail game company in my spare time, which now features two science fiction offerings: "Space 101" is our introductory game and "New Order" is our advanced game. So far, two TML managers are playing "Space 101" (Sakolsky & Fleming).

Team MVP: E.Davis/G.Bell

Most Unexp. Perf: O'Neill/Dotson

## The Season Story

The C's finest season was all the more enjoyable since as recently as '86, we had our worst season ever and began the year in the shadow of L&M and Philly. Team records were set for most Rs, HRs, BBs, SBs, Slg pct, and fewest errors. Sherlock became the 2nd American Assoc. team ever to hit 200 HRs and steal 200 bases in one season ... repeating last year's feat! Two players had 100 Rs and two had 100 RBIs (no one did either last year), and 11 players had 10 or more HRs. The C's set a team HR record for the 5th time in the past 6 seasons. Played our first ever face-to-face TML games, going 17-7 (including the playoff vs. SK). Am looking forward to an all Gold Glove outfield next season.

AB	PLAYER	PCT.	G	GU	AB	R	H	RBI	2B	3B	HR	TB	SLG.	BB	SO	E	SH	SF	SB	CS	WH	RC	OB-Z
E	G. BRETT	.277	133	9	470	73	130	69	17	4	20	215	.457	76	71	21	0	13	7	2	6	82	.377
E	H. REYNOLDS	.281	144	13	448	53	126	29	22	11	0	170	.379	43	37	15	1	3	55	17	1	62	.344
C	NEACHAM	.278	100	49	299	54	83	46	15	1	13	139	.465	40	48	7	0	1	8	2	4	51	.363
E	Jack HONELL	.244	130	28	464	58	113	74	18	10	22	217	.468	48	117	14	0	3	0	5	5	66	.314
E	G. BELL	.317	154	0	616	93	195	164	32	4	56	403	.654	47	100	11	0	11	10	1	17	148	.365
E	Eric DAVIS	.266	126	7	489	121	130	84	18	1	39	267	.546	83	140	4	0	2	59	6	6	108	.372
	Van SLYKE	.288	157	1	622	118	179	107	45	15	22	320	.514	78	140	8	0	3	31	9	17	119	.367
D	ASHBY	.278	126	18	392	48	109	42	8	0	13	156	.398	44	58	6	0	4	0	1	7	54	.351
	D. WHITE	.246	88	70	228	31	56	30	12	1	8	94	.412	12	51	1	0	0	11	2	4	28	.283
E	K. GIBSON	.256	121	6	473	89	121	64	27	0	22	214	.452	62	104	0	1	1	25	7	6	75	.342
C	TEUFEL	.287	87	63	244	42	70	43	18	0	15	133	.545	40	48	5	0	3	2	2	6	51	.387
E	DEER	.206	100	57	306	50	63	46	17	1	14	124	.405	46	106	3	0	2	10	2	11	39	.310
C	M. STANLEY	.268	66	90	168	28	45	28	7	2	6	74	.440	28	31	4	0	1	0	0	5	28	.372
B	M. LEE	.280	23	136	50	8	14	5	0	2	3	27	.540	3	11	1	0	1	1	0	1	9	.321
B	O'NEILL	.145	61	96	83	7	12	7	3	0	0	15	.181	8	15	0	0	0	3	0	1	4	.220
C	AGUIJO	.199	76	80	191	19	38	19	6	0	10	74	.387	12	57	6	0	1	1	0	0	18	.246

BAT TOTALS .268 160 5543 892 1484 857 265 52 263 2642 .477 670 1134 109 2 49 223 56 97 934 .347

Def DP: 157

Off DP: 115

Pit Err: 4

RC Factor: 0.96

Proj W-L: .609

GS/GR	PITCHER	ERA.	M	L	PCT.	SV	RP	GS	GR	CS	Sh	IP	H	R	ER	HR	BB	SO	DP-Y	BB/9	SO/9
40/ 0	HOUGH	4.30	20	10	.667	0	0	40	0	9	1	274.0	227	142	131	48	145	193	.225	4.8	6.3
35/ 0	LEBRANDT	3.37	17	9	.654	0	0	35	0	6	3	251.3	249	110	94	29	74	207	.258	2.6	7.4
31/ 0	DOTSON	3.08	17	5	.773	0	0	31	0	6	3	213.3	196	79	73	18	84	116	.244	3.5	4.9
23/13	FRASER	4.31	11	5	.688	0	0	23	5	3	1	150.3	141	78	72	29	74	106	.248	4.4	6.3
	BOSIO	5.99	3	6	.333	0	0	16	1	0	0	79.7	96	60	53	13	29	62	.297	3.3	7.0
0/67	Don ROBINSON	4.47	7	3	.700	3	10	0	59	0	0	90.7	94	47	45	9	31	75	.267	3.1	7.4
0/50	Dave SMITH	1.87	10	8	.556	23	33	0	50	0	0	82.0	61	23	17	8	23	92	.207	2.5	10.1
0/55	HENNEMAN	4.26	4	5	.444	8	12	0	51	0	0	76.0	79	39	36	10	17	54	.267	2.0	6.4
0/40	GOSSAGE	5.59	5	1	.833	3	8	0	37	0	0	48.3	51	31	30	8	22	29	.270	4.1	5.4
2/50	Jeff RUSSELL	4.55	0	0	.000	1	1	0	42	0	0	59.3	69	30	30	10	33	29	.290	5.0	4.4
10/ 2	HILLEGAS	7.02	1	7	.125	0	0	10	0	0	0	50.0	56	40	39	14	29	31	.282	5.2	5.6
5/ 1	BELCHER	1.57	3	1	.750	0	0	5	1	2	1	40.0	28	8	7	1	9	26	.197	2.0	5.8
	FINLEY	7.39	2	0	1.000	0	2	0	25	0	0	31.7	52	27	26	4	18	20	.366	5.1	5.7

PIT TOTALS 4.06 100 60 .625 38 66 160 271 26 9 1446.7 1399 714 653 201 588 1040 .253 3.7 6.5

# SIR JEFFERY Silver Knights

\* 30 \*

Manager: Les Fleming (Joy)

Musial Division Champion

Age: 42 Occupation: Deputy D.A.

## Biographical Sketch

The illegitimate son of the Duke of Windsor and Betty Crocker, I was raised in Stockton, CA by a gypsy couple who had stolen me from the royal palace. As a small child, Frank Crosetti recognized my true genius and quizzed me extensively about baseball strategy, which he relayed to Casey Stengel, resulting in 9 AL pennants in 10 years. Graduate of Thomas Flanagan School of Arts.

Team MVP: Phelps

Most Unexp. Perf: Phelps

## The Season Story

Despite having a very good pitching staff, Sir Jeffery managed to rack up unimpressive pitching stats. Despite mediocre pitching, Sir Jeffery still had its first 100-win season. Despite having its first 100-win season, the Silver Knights still got its butt kicked in the playoffs. Sir Jeffery is now 3-8 in post-season play. In a season dedicated to the memory of "Sir Jeffery," the Silver Knights outdid themselves.

AB	PLAYER	PCT.	G	GU	AB	R	H	RBI	2B	3B	HR	TB	SLG.	BB	SO	E	SH	SF	SB	CS	WH	RC	OB-Z
	K.HERNANDEZ	.315	155	0	622	98	196	105	28	1	21	289	.465	72	119	7	0	2	1	1	16	111	.386
	OBERKFELL	.332	119	21	229	25	76	19	20	0	1	99	.432	18	14	3	0	1	0	0	38	.381	
	Oz SMITH	.304	159	0	635	131	193	68	37	6	0	242	.381	90	54	9	4	6	35	3	10	101	.390
	Lry PARRISH	.253	152	0	582	82	147	100	13	0	39	277	.476	36	157	33	0	8	6	1	17	83	.296
D	Bo JACKSON	.213	121	23	399	65	85	72	19	0	23	173	.434	41	136	12	0	1	15	2	4	51	.286
	COLEMAN	.291	156	0	*670	127	195	54	13	8	11	257	.384	78	145	15	0	*126	13	11	113	.365	
	BAINES	.266	141	1	548	86	146	92	25	6	28	267	.487	53	107	0	0	2	1	0	7	89	.331
E	Jody DAVIS	.229	146	2	497	54	114	64	9	1	23	194	.390	45	108	9	0	2	0	1	4	57	.293
B	FIELDER	.262	72	80	191	34	50	45	9	2	21	126	.660	22	56	1	0	1	1	0	5	43	.338
D	PHELPS	.282	123	23	380	79	107	120	24	0	37	242	.637	86	80	0	0	7	2	0	16	101	.414
C	C. CASTILLO	.256	71	88	215	34	55	37	17	0	13	111	.516	14	55	0	0	2	2	0	3	34	.301
E	LOMBARDOZZI	.261	132	17	421	53	110	53	21	3	10	167	.397	30	68	12	0	1	2	2	3	51	.310
B	L. OMEN	.176	38	121	68	9	12	6	3	0	2	21	.309	9	19	1	0	1	0	0	0	6	.273
B	S.MENDERSON	.114	15	141	35	3	4	2	1	0	1	8	.229	2	9	0	0	0	0	0	0	1	.162
a	R. BOOKER	.308	25	135	26	5	8	3	0	1	0	10	.385	2	3	0	0	0	2	0	1	4	.357
B	LANDREAUX	.224	47	113	49	6	11	6	1	0	2	18	.367	9	13	2	0	1	3	0	0	7	.345
A	ARNAS	.208	75	85	53	5	11	6	4	0	1	18	.340	1	8	0	0	0	1	0	1	4	.222
B	C. WALKER	.000	4	156	5	0	0	0	0	0	0	0	.000	2	0	0	0	0	0	0	0	0	.286
a	John RUSSELL	.000	2	158	6	0	0	0	0	0	0	0	.000	0	2	0	0	0	0	0	0	0	.000

BAT TOTALS .270 160 5631 896 1520 852 244 28 233 2519 .447 610 1153 111 4 35 197 23 98 887 .341

Def DP: 132

Off DP: 128

Pit Err: 7

RC Factor: 1.01

Proj W-L: .618

GS/GR	PITCHER	ERA.	W	L	PCT.	SV	RP	GS	GR	CS	Sh	IP	H	R	ER	HR	BB	SO	OP-Z	BB/9	SO/9
34/ 0	TANANA	4.12	17	9	.654	0	0	34	0	8	0	238.0	253	115	109	26	65	169	.272	2.5	6.4
33/ 1	R. REUSCHEL	4.38	13	10	.565	0	0	33	0	4	2	232.3	260	121	113	24	58	122	.282	2.2	4.7
28/13	DOWNS	4.91	9	10	.474	0	0	28	8	4	2	190.7	233	121	104	18	58	139	.300	2.7	6.6
23/ 0	DUNNE	4.41	12	8	.600	0	0	23	0	8	3	163.3	161	86	80	17	68	78	.257	3.7	4.3
31/ 0	Dan COX	4.27	12	2	.857	0	2	16	11	5	2	139.0	153	67	66	12	57	68	.279	3.7	4.4
0/75	MORRELL	3.12	12	11	.522	29	41	0	68	0	0	95.3	81	34	33	14	41	70	.230	3.9	6.6
0/49	Doug JONES	2.92	8	3	.727	4	12	0	48	0	0	74.0	74	27	24	6	14	64	.260	1.7	7.8
0/44	G. BOOKER	2.28	2	1	.667	1	3	0	38	0	0	47.3	44	12	12	3	23	16	.246	4.4	3.0
12/27	WALK	3.91	6	3	.667	0	0	12	12	0	0	94.3	86	44	41	15	36	70	.242	3.4	6.7
33/ 0	MURST	4.02	3	0	1.000	1	4	0	26	0	0	62.7	51	28	28	11	17	45	.222	2.4	6.5
14/ 6	LaPOINT	3.98	6	3	.667	0	0	14	1	1	1	86.0	73	43	38	10	34	38	.230	3.6	4.0
	EASTERLY	3.18	0	0	.000	0	0	0	4	0	0	5.7	3	3	2	0	6	9	.157	9.5	14.3
	G. HARRIS	1.69	0	0	.000	1	1	0	11	0	0	16.0	13	3	3	0	2	9	.222	1.1	5.1
	<STAT ERROR>		0	0		0	0	0	0	0	0	0.0	0	0	0	0	0	1			

PIT TOTALS 4.07 100 60 .625 36 63 160 227 30 11 1444.7 1485 704 653 156 479 898 .265 3.0 5.6



# TOLEDO Tomcats

Manager: Bryan Sakolsky

Age: 21 Occupation: Student

1989 Team Name Change  
WALLA WALLA WOMBATS

\* 31 \*

## Biographical Sketch

About to finish my undergraduate studies and hopefully, life in California. I will be attending graduate school somewhere east of Ohio, to hopefully get my Master's in International Affairs. Besides the TML, I am in a "Face-off" hockey league and am a goaltender on the USC Hockey team. Other interests include collecting compact discs (Yes, Jim, I love the "Boss" too!) and devising ways to rip off Carl Carpenter in trades (an endless, unrealistic goal). Oh yea, what's a "biff?" For 3 years now, I've wondered.

Team MVP: H. Johnson

Most Unexp. Perf: Valenzuela

## The Season Story

After taking over the team in Series 5, I found out the team had no pitching. The bullpen ace (?) was Jim "Don't Call Me Toy Cannon" Winn, who was 4-7, with a 5.18 ERA. Fernando "Walk-a-mania" Valenzuela was a major disappointment. The offense was a different story. HoJo was a "40-40 Club" member (the only one!) and Samuel & McGee both had double figures in 2Bs, 3Bs & HRs. The club also had 10 players with 12 or more HRs.

AB	PLAYER	PCT.	G	GU	AB	R	H	RBI	2B	3B	HR	TB	SLG.	BB	SO	E	SH	SF	SB	CS	WH	RC	OB-Z
	G. WALKER	.272	125	34	464	63	126	74	28	3	19	217	.468	59	100	3	0	3	2	0	9	77	.354
	SAMUEL	.272	156	3	643	94	175	82	28	15	26	311	.484	48	165	22	0	4	28	5	8	103	.323
E	R. GUINONES	.247	47	111	150	13	37	8	7	0	3	53	.353	15	30	10	0	0	0	1	2	16	.315
	SEITZER	.302	157	1	663	97	200	74	34	4	12	278	.419	71	83	22	0	4	9	8	8	101	.369
	McGEE	.285	150	5	610	78	174	58	36	12	14	276	.452	18	82	10	0	2	9	0	3	86	.306
E	MARSHALL	.238	45	104	147	18	35	22	8	0	5	58	.395	7	31	1	0	0	0	3	2	15	.273
	Chili DAVIS	.244	143	8	513	69	125	74	19	0	28	228	.444	62	117	4	0	4	22	6	4	76	.325
	T. KENNEDY	.245	98	52	359	37	88	47	7	0	14	137	.382	20	72	6	0	2	0	0	5	39	.285
D	R. HENDERSON	.289	95	21	350	75	101	49	15	2	16	168	.480	73	45	4	0	0	48	3	3	79	.411
	H. JOHNSON	.262	157	3	611	91	160	103	20	1	42	308	.504	84	120	15	1	5	43	3	9	115	.351
E	Mel HALL	.285	94	66	330	41	94	40	13	1	12	145	.439	9	55	1	0	2	2	2	7	44	.304
D	ESASKY	.220	60	93	186	22	41	34	11	1	9	81	.435	9	47	4	0	1	0	0	3	21	.256
D	STILLWELL	.373	38	122	75	15	28	6	5	1	1	38	.507	7	7	5	1	0	0	0	1	16	.427
C	SCHROEDER	.353	71	86	249	37	88	40	14	0	13	141	.566	19	56	3	0	1	4	1	7	57	.399
C	MACK	.250	8	150	16	2	4	4	1	1	1	10	.625	2	1	1	1	0	1	0	0	4	.333
C	T. FOLEY	.332	74	81	223	24	74	25	18	3	1	101	.453	16	34	7	0	0	4	9	2	35	.377
E	HUBBARD	.333	7	153	6	1	2	2	1	0	1	6	1.000	0	1	0	0	0	0	0	0	2	.333
C	MELVIN	.200	11	149	15	1	3	2	1	0	0	4	.267	0	4	0	0	1	0	0	0	1	.200
B	STANICEK	.333	13	147	36	7	12	4	2	0	0	14	.389	3	5	0	0	0	4	0	0	6	.385
B	NODE	.200	4	155	15	0	3	2	0	0	0	3	.200	0	1	0	1	0	0	0	1	1	.200
a	ADNER	.242	13	147	33	6	8	3	3	1	1	16	.485	1	10	0	0	0	0	0	1	4	.265
A	Dave CLARK	.241	8	149	29	3	7	4	1	0	1	11	.379	0	13	0	0	0	0	0	0	3	.241

BAT TOTALS .277 160 5723 794 1585 757 272 45 219 2604 .455 523 1079 128 4 29 176 41 75 894 .337

Def DP: 153

Off DP: 150

Pit Err: 10

RC Factor: 0.89

Proj W-LZ: .493

GS/GR	PITCHER	ERA.	W	L	PCT.	SV	RP	GS	GR	CS	Sh	IP	H	R	ER	HR	BB	SO	OP-Z	BB/9	SO/9
35/ 0	RUFFIN	4.78	11	14	.440	0	0	35	0	3	0	218.3	253	123	116	18	71	111	.289	2.9	4.6
34/ 0	VALENZUELA	4.64	12	14	.462	0	0	34	0	7	1	246.3	245	142	127	28	163	196	.259	6.0	7.2
31/ 2	J. DeLEON	3.82	13	10	.565	0	1	30	1	7	3	216.7	171	99	92	22	144	135	.217	6.0	5.6
	MOYER	4.99	8	6	.571	0	0	15	1	2	0	101.0	109	71	56	11	50	83	.275	4.5	7.4
	BATES	5.26	4	5	.444	0	1	13	24	0	0	116.3	128	75	68	19	60	51	.279	4.6	3.9
0/58	DROSCO	4.48	4	7	.364	1	5	0	46	0	0	66.3	74	36	33	8	33	51	.281	4.5	6.9
	WINN	5.18	4	7	.364	13	17	0	75	0	0	88.7	101	57	51	12	58	48	.286	5.9	4.9
0/87	Rob MURPHY	2.68	5	4	.556	13	18	0	68	0	0	77.3	65	23	23	7	10	50	.228	1.2	5.8
	LEARY	5.08	2	7	.222	0	0	17	19	3	1	131.0	173	79	74	12	43	81	.317	3.0	5.6
	J.H.ROBINSON	5.00	7	4	.636	4	11	0	42	0	0	72.0	85	41	40	9	38	52	.293	4.7	6.5
17/ 8	GUETTERMAN	4.35	7	5	.583	0	1	16	3	3	2	109.7	128	60	53	10	36	49	.291	3.0	4.0
	Joel DAVIS	0.00	0	0	.000	0	0	0	3	0	0	4.3	1	0	0	0	1	0	.075	2.1	0.0

PIT TOTALS 4.56 77 83 .481 31 54 160 282 25 7 1448.0 1533 806 733 156 707 907 .271 4.4 5.6

# TUSCALOOSA Crimson Tide

\* 32 \*

Manager: Ralph Geiger

Age: 31 Occupation: Installation of Office Systems

## Biographical Sketch

Born in Tuscaloosa, AL. Raised in AL & FL (Fort Myers). Otherwise, I have no life. Just kidding ... a little. Work is OK and I'll be buying my own house ... moving in within the next month or so.

Team MVP: Pagliarulo

Most Unexp. Perf: the DHs

## The Season Story

The Tide surprised me, winning about 10 more games than I expected. A little more pitching and we might have reached the .500 level. Pagliarulo had a great year, as did Alvin Davis & Billy Hatcher. Ellis Burks did even better than I expected. Braggs, Lyons and the DHs (Bergman, Herndon & Magadan) had solid years. Among the pitchers, despite the lack of talent, Farrell & Childress were standouts. Garber, Coffman & Yett all pitched over their heads for most of the season. All in all, it was a great first year.

AB	PLAYER	PCT.	G	GU	AB	R	H	RBI	2B	3B	HR	TB	SLG.	BB	SO	E	SH	SF	SB	CS	WH	RC	OB-Z
	Alvin DAVIS	.309	158	0	596	91	184	113	43	7	26	319	.535	72	76	7	0	7	0	2	11	121	.383
E	R. THOMPSON	.212	134	2	468	46	99	48	24	4	8	155	.331	48	107	18	14	1	8	8	5	43	.285
C	RILES	.243	105	35	301	23	73	21	14	0	0	87	.289	34	46	9	1	4	4	5	4	27	.319
	PAGLIARULO	.246	156	1	605	89	149	123	35	9	37	313	.517	60	121	9	0	8	2	6	10	96	.314
	B. HATCHER	.291	138	4	584	94	170	46	27	0	11	230	.394	59	62	6	0	8	62	*18	4	87	.356
	BURKS	.292	139	1	582	112	170	72	22	9	28	294	.505	53	86	2	0	0	27	3	9	107	.351
	BRAGGS	.277	141	1	538	68	149	56	26	9	14	235	.437	47	100	8	0	4	12	4	8	79	.335
D	BOONE	.239	113	35	360	35	86	29	8	0	3	103	.286	27	38	16	13	3	0	2	0	30	.292
C	HERNDON	.335	90	64	242	33	81	62	19	1	7	123	.508	23	30	0	0	1	2	0	5	49	.392
B	BERGMAN	.298	64	92	188	31	56	35	8	5	10	104	.553	33	26	0	0	3	1	1	5	42	.403
E	C. MARTINEZ	.245	50	106	98	12	24	15	6	1	2	38	.388	13	15	0	0	0	0	1	0	12	.333
B	MAGADAN	.311	62	91	196	25	61	17	5	2	2	76	.388	25	20	0	0	0	0	1	2	29	.389
B	B. LYONS	.283	58	96	205	21	58	21	0	3	9	91	.444	9	35	7	0	2	1	0	2	29	.313
B	BLAUSER	.241	66	88	191	27	46	24	8	5	4	76	.398	20	40	13	0	0	4	0	2	24	.313
E	GLADDEN	.210	54	98	210	32	44	12	8	0	2	58	.276	21	35	1	0	1	9	4	2	17	.281
C	ROMERO	.250	19	139	64	6	16	5	0	0	0	16	.250	3	2	5	0	0	0	0	0	5	.284
B	Jay BELL	.133	9	145	30	0	4	2	1	1	0	7	.233	4	5	2	1	0	2	0	0	2	.235
A	WASINGER	.264	19	139	53	6	14	11	2	0	2	22	.415	9	12	0	3	0	1	0	0	8	.371
B	L. SALAZAR	.353	6	154	17	5	6	1	0	0	1	9	.529	1	1	0	0	0	0	1	0	3	.389
	<STAT ERROR>				0	0	0	0	0	0	0			0	-1	0	0	0	0	0	0		

BAT TOTALS .270 160 5528 756 1490 713 256 56 166 2356 .426 561 856 108 32 42 135 56 69 796 .337

Def DP: 137

Off DP: 130

Pit Err: 5

RC Factor: 0.95

Proj W-L: .428

GS/GR	PITCHER	ERA.	M	-	L	PCT.	SV	RP	GS	GR	CG	Sh	IP	H	R	ER	HR	BB	SO	OP-Y	BB/9	SO/9
	SOTO	7.11	6	23	.207	0	0		40	0	1	0	215.3	268	174	170	57	88	89	.304	3.7	3.7
	COFFMAN	5.32	11	17	.393	0	0		40	0	4	1	228.3	263	144	135	19	134	122	.288	5.3	4.8
	Joe JOHNSON	5.26	10	14	.417	0	0		36	5	4	2	237.7	279	150	139	32	80	115	.292	3.0	4.4
	YETT	4.99	10	9	.526	0	0		29	2	6	0	180.3	168	103	100	37	106	96	.246	5.3	4.8
9/ 1	FARRELL	3.28	5	4	.556	1	1		9	1	6	1	74.0	72	32	27	8	23	41	.255	2.8	5.0
0/62	GARBER	4.03	8	4	.667	13	21		0	61	0	0	76.0	89	35	34	7	10	44	.291	1.2	5.2
0/67	ANDERSEN	4.10	6	4	.600	3	9		0	61	0	0	90.0	94	46	41	9	40	65	.268	4.0	6.5
1/44	MOLES	4.95	1	2	.333	2	3		1	45	0	0	67.3	77	41	37	4	35	30	.286	4.7	4.0
1/30	HAVENS	4.76	3	2	.600	1	4		1	28	0	0	51.0	59	32	27	2	24	27	.289	4.2	4.8
0/32	CHILDRESS	3.77	2	4	.333	7	9		0	32	0	0	31.0	29	15	13	5	12	16	.247	3.5	4.6
0/29	O'CONNOR	4.03	2	1	.667	0	2		0	29	0	0	38.0	38	18	17	3	12	30	.260	2.8	7.1
0/27	AGOSTO	5.40	2	3	.400	2	4		0	27	0	0	31.7	29	20	19	4	12	10	.243	3.4	2.8
	CORREA	7.56	0	0	.000	0	0		0	6	0	0	8.3	11	8	7	3	7	8	.317	7.6	8.6
	McWILLIAMS	7.03	0	1	.000	0	0		0	20	0	0	32.0	46	25	25	6	14	26	.335	3.9	7.3
	<STAT ERROR>		0	0		0	0		0	0	0	0	0.0	0	0	0	0	1	0			

PIT TOTALS 5.19 71 89 .444 29 55 160 338 23 4 1423.3 1587 874 820 201 624 750 .281 3.9 4.7

# WAKEFIELD Cardinals

\* 33 \*

Manager: James Clayman (Sharon)

Age: 43 Occupation: State of Michigan

## Biographical Sketch

Have lived in Coldwater all 43 years and worked for the state of Michigan for 23 years. Enjoy reading and fishing, and my grandchildren (2 boys).

Team MVP: Schmidt

Most Unexp. Perf: Stewart

## The Season Story

What started out as a great season turned around the season went downhill, as Mike Schmidt faded. And, the whole team did likewise.

AB	PLAYER	PCT.	G	GU	AB	R	H	RBI	2B	3B	HR	TB	SLG.	BB	SO	E	SH	SF	SB	CS	WH	RC	OB-Z
	BREAH	.285	151	1	590	81	168	66	31	7	17	264	.447	34	85	11	1	3	11	6	8	85	.324
	S. SAX	.259	155	0	637	77	165	57	19	2	6	206	.323	51	65	24	0	4	34	8	8	68	.314
	SVELM	.219	152	1	576	77	126	81	30	3	27	243	.422	53	148	16	0	3	2	9	10	66	.285
	M. SCHMIDT	.289	151	1	605	103	175	131	21	0	47	337	.557	66	84	19	0	4	0	1	12	121	.359
E	POLONIA	.268	122	26	421	47	113	50	15	11	1	153	.363	29	73	5	4	1	22	6	7	50	.316
	BUTLER	.310	130	1	523	83	162	60	27	11	9	238	.455	88	63	2	2	2	32	8	9	101	.409
	BRUNANSKY	.242	152	1	574	75	139	89	19	2	32	258	.449	78	117	4	0	6	11	7	12	85	.333
D	BRENLY	.250	76	77	244	29	61	31	6	1	10	99	.406	27	50	4	0	1	7	3	4	32	.325
C	D.CONCEPCION	.279	59	93	190	18	53	19	5	0	3	67	.353	12	19	3	0	2	0	2	1	21	.322
C	PEDRIQUE	.197	35	119	122	12	24	11	3	0	1	30	.246	12	13	3	0	0	2	1	1	8	.269
E	JEFFERSON	.176	74	80	239	30	42	20	2	9	2	68	.285	22	58	1	2	4	17	5	2	17	.245
D	LaVALLIERE	.316	103	46	326	33	103	32	11	0	0	114	.350	46	39	3	1	4	0	0	8	46	.401
D	TOLLESON	.224	50	106	161	15	36	13	0	0	3	45	.280	14	37	0	0	1	4	2	2	13	.286
B	Rupe JONES	.195	38	118	123	12	24	13	4	2	3	41	.333	10	26	1	0	0	1	0	2	11	.256
B	S. LYONS	.272	31	121	103	12	28	7	11	0	0	39	.379	7	15	0	0	0	0	1	0	12	.318
B	MANNING	.222	5	153	18	5	4	1	2	1	0	8	.444	3	2	0	0	0	1	0	0	3	.333
A	D. COLLINS	.310	11	143	42	6	13	2	4	0	0	17	.405	5	5	0	0	0	3	0	0	7	.383
	<STAT ERROR>				0	0	0	-1	0	0	0			0	0	0	0	0	0	0	0		

BAT TOTALS .261 160 5494 715 1436 681 210 49 161 2227 .405 557 899 106 10 35 147 59 86 738 .329

Def DP: 140

Off DP: 125

Pit Err: 10

RC Factor: 0.97

Proj W-L: .512

GS/GR	PITCHER	ERA.	W	L	PCT.	SV	RP	GS	GR	CG	Sh	IP	H	R	ER	HR	BB	SO	DP-Z	BB/9	SO/9
37/ 0	D. STEWART	3.99	20	15	.571	0	0	37	0	10	3	279.7	270	137	124	22	138	222	.253	4.4	7.1
35/ 0	CARMAN	3.74	17	12	.586	0	0	35	0	4	2	238.3	217	110	99	37	72	169	.242	2.7	6.4
32/ 0	DARLINS	4.07	15	11	.577	0	0	32	0	5	3	221.0	210	109	100	20	112	167	.250	4.6	6.8
16/ 0	TUDOR	4.80	6	8	.429	0	0	16	0	1	1	101.3	109	60	54	15	57	44	.274	5.1	3.9
12/13	KILGUS	5.38	3	7	.300	0	0	12	6	1	0	77.0	99	47	46	8	21	38	.311	2.5	4.4
0/89	EICHORN	3.48	8	4	.667	10	18	0	66	0	0	93.0	73	38	36	17	38	63	.216	3.7	6.1
0/74	MONORCIC	3.46	3	2	.600	9	12	0	57	0	0	75.3	67	29	29	11	14	39	.238	1.7	4.7
0/56	R. McDOWELL	5.83	4	4	.500	11	15	0	36	0	0	41.7	55	29	27	6	5	14	.317	1.1	3.0
0/55	SISK	2.62	0	0	.000	0	0	0	30	0	0	48.0	53	15	14	5	11	20	.279	2.1	3.7
0/48	GLEATON	3.26	0	1	.000	1	1	0	25	0	0	30.3	37	16	11	2	24	17	.300	7.1	5.0
	E. KING	1.42	0	0	.000	1	1	0	5	0	0	6.3	1	1	1	1	1	7	.053	1.4	9.9
	Joe NIEKRO	0.00	0	0	.000	0	0	0	2	0	0	3.3	2	0	0	0	1	2	.174	2.7	5.4
	HONEYCUTT	3.84	4	5	.444	0	0	14	0	2	1	84.3	89	45	36	9	25	52	.270	2.7	5.5
	B. LANDRUM	0.00	0	0	.000	0	0	0	7	0	0	6.0	1	0	0	0	2	3	.055	3.0	4.5
	TIBBS	4.16	6	5	.545	2	3	14	26	2	0	123.3	127	62	57	18	66	93	.266	4.8	6.8

PIT TOTALS 3.99 86 74 .538 34 50 160 260 25 10 1429.0 1410 698 634 171 587 950 .257 3.7 6.0

# ZAGAZIG Zilches

\* 34 \*

**Manager:** Bob Weisman

**Age:** 28 **Occupation:** Assistant Professor

## Biographical Sketch

Well, I made everyone's dream come true ... I moved 1200 miles away from Albany, as required by those who signed my PhD Thesis, TML Central and certain managers of Banff. I'm still settling in and still get woozy at the sight of my paycheck (I get paid for this?). No problems, right? Wrong! Everyone back east is driving me crazy about when I'm going to get married. But, where am I going to find a "nice Jewish girl" in German Catholic central Minnesota? Next, they'll be sending mail-order bride catalogs.

**Team MVP:** Tartabull

**Most Unexp. Perf:** Me (I got a job)

## The Season Story

The hopes for this season quickly flew over the outfield fence of Sirocco Stadium as quickly as the American Assoc. leading 246 HRs flew out of the ballpark. Word quickly spread about the Zilches "Chuck-and-Duck" pitching staff and hitters were so hyped up to hit the long ball that the Zilches' staff led the league in Ks (a real meaningful stat ... note that Pensacola was 2nd in Ks). Marvin the paranoid Android says, "The Ziches ... loathe them or ignore them, you can't like them!"

AB	PLAYER	PCT.	G	GU	AB	R	H	RBI	2B	3B	HR	TB	SLG.	BB	SO	E	SH	SF	SB	CS	WH	RC	OB-Z
	Glenn DAVIS	.235	142	8	533	47	125	66	26	1	20	213	.400	38	88	11	0	5	2	5	4	59	.285
	DORAN	.269	160	0	655	92	176	74	25	1	20	263	.402	66	79	8	1	4	36	8	11	92	.336
E	SCHOFIELD	.209	133	20	354	38	74	36	15	1	8	115	.325	36	52	6	7	4	18	3	4	34	.282
	JACOBY	.245	143	13	551	68	135	81	15	3	18	210	.381	65	80	13	0	1	1	1	10	68	.325
	P. BRADLEY	.269	156	0	617	104	166	41	41	8	4	235	.381	99	125	7	1	4	69	11	6	97	.370
E	D. McDOWELL	.207	116	35	304	38	63	40	19	3	13	127	.418	45	92	1	6	1	17	0	2	42	.309
	SIERRA	.243	157	1	575	57	140	66	34	0	14	216	.376	23	118	7	0	5	12	11	5	57	.273
E	NOKES	.254	132	25	422	55	107	66	9	1	21	181	.429	37	81	5	1	1	1	0	5	57	.314
	TARTABULL	.285	158	0	613	101	175	109	23	1	43	329	.537	76	146	4	0	4	7	6	9	118	.364
D	STEINBACH	.222	112	40	343	34	76	31	11	0	9	114	.332	32	80	6	2	3	0	1	6	33	.288
C	D. HENDERSON	.218	76	74	188	27	41	21	6	0	6	65	.346	38	40	5	0	0	1	4	2	22	.350
E	BROOKENS	.188	76	82	138	19	26	16	4	0	5	45	.326	16	26	8	1	2	4	2	0	12	.273
B	WILKERSON	.227	53	106	66	10	15	4	4	1	0	21	.318	3	7	5	0	0	4	1	0	6	.261
D	STUBBS	.222	60	100	117	14	26	17	5	2	5	50	.427	4	34	0	0	0	2	0	1	13	.248
B	SHARPERSON	.000	2	158	0	0	0	0	0	0	0	0	.000	1	0	0	0	0	0	0	0	01.000	
a	L. RIVERA	.000	2	158	1	1	0	0	0	0	0	0	.000	0	0	0	0	0	0	0	0	01.000	
a	DUCEY	.000	1	159	0	0	0	0	0	0	0	0	.000	1	0	0	0	0	0	0	0	01.000	
a	A. POWELL	.000	2	158	1	0	0	0	0	0	0	0	.000	0	0	0	0	0	0	0	0	01.000	
a	KUNKEL	1.000	1	159	1	1	1	0	0	0	0	1	1.000	0	0	0	0	0	0	0	0	11.000	

**BAT TOTALS** .246 160 5485 706 1348 670 237 22 186 2187 .399 581 1050 96 19 34 174 53 65 706 .318

**Def DP:** 124

**Off DP:** 141

**Pit Err:** 10

**RC Factor:** 1.00

**Proj W-L:** .412

GS/GR	PITCHER	ERA.	W	L	PCT.	SV	RP	GS	GR	CG	SH	IP	H	R	ER	HR	BB	SO	OP-Z	BB/9	SO/9
36/ 0	Mike WITT	5.33	12	13	.480	0	0	36	0	5	2	228.0	232	151	135	43	108	177	.263	4.3	7.0
34/ 0	POWER	6.00	7	15	.318	0	0	34	0	2	2	177.0	200	121	118	33	80	132	.284	4.1	6.7
33/ 1	K. GROSS	4.66	11	14	.440	0	0	33	1	2	1	206.7	186	108	107	43	81	119	.240	3.5	5.2
27/ 1	S. FERNANDEZ	6.05	9	12	.429	0	0	27	1	0	0	147.3	155	110	99	27	93	119	.270	5.7	7.3
13/ 8	CONE	4.63	2	5	.286	1	1	13	8	0	0	91.3	88	49	47	14	35	68	.253	3.4	6.7
0/72	HENKE	3.51	9	11	.450	*36	*45	0	69	0	0	100.0	91	43	39	13	33	93	.242	3.0	8.4
0/64	GARRELTS	3.20	5	7	.417	3	8	0	62	0	0	107.0	85	39	38	12	47	106	.218	4.0	8.9
6/48	S. NELSON	6.34	2	6	.250	1	2	6	40	0	0	92.3	128	67	65	17	30	74	.327	2.9	7.2
0/47	Matt YOUNG	6.02	3	1	.750	0	3	0	39	0	0	46.3	57	33	31	7	12	39	.302	2.3	7.6
0/29	BOLTON	5.45	0	2	.000	0	0	0	22	0	0	36.3	50	22	22	7	17	33	.326	4.2	8.2
	GUZMAN	3.23	7	4	.636	0	0	11	1	3	0	78.0	67	29	28	11	28	63	.232	3.2	7.3
	H. PENA	5.13	1	0	1.000	0	1	0	31	0	0	33.3	32	20	19	6	24	14	.252	6.5	3.8
	BIELECKI	4.65	2	0	1.000	1	3	0	40	0	0	89.0	94	48	46	12	39	46	.271	3.9	4.7
	Ken HOWELL	0.00	0	0	.000	0	0	0	1	0	0	1.0	0	0	0	0	0	1	.000	0.0	9.0
	NIEVES	4.50	0	0	.000	0	0	0	2	0	0	6.0	4	3	3	1	1	5	.190	1.5	7.5

**PIT TOTALS** 4.98 70 90 .438 42 63 160 317 12 10 1439.7 1469 843 797 246 628 1089 .264 3.9 6.8

# Released Player Stats

\* 35 \*

Team/Player	PCT.	GP	AB	R	H	BI	2B	3B	HR	BB	SO	E	SH	SF	SB	CS	WH
** AMERICAN **																	
(DF) BRYANT	.237	39	93	16	22	16	1	1	3	10	32	0	0	2	2	3	3
(DF) D. GREEN	.304	7	23	3	7	2	2	2	0	0	4	0	0	0	0	0	0
(PG) KEARNEY	.077	9	13	0	1	0	1	0	0	0	4	0	0	0	0	0	0
(ZZ) M. BAILEY	.333	32	6	0	2	2	0	0	0	1	2	0	0	0	0	0	0
(SR) MADLOCK	.247	27	85	6	21	3	3	0	2	8	17	7	0	0	0	2	0
** NATIONAL **																	
(RR) Ross JONES	.222	16	18	0	4	1	0	0	0	0	4	0	0	0	0	0	0
(NY) BRYANT	.000	1	0	0	0	0	0	0	0	0	0	0	0	0	0	0	0

Team/Pitcher	ERA.	W-	L-	RP-	SV	GS	GR	CG	Sho	IP	H	R	ER	HR	BB	SO
** AMERICAN **																
(PG) DIXON	11.49	0	0	0	0	0	8	0	0	15.7	30	20	20	4	8	15
(TC) FILSON	2.45	3	0	0	1	2	4	1	0	25.7	15	7	7	2	11	10
(BF) M. GRIFFIN	6.05	5	6	3	6	6	16	1	1	55.0	67	42	37	6	29	34
(BF) S. CRAWFORD	0.56	0	1	0	0	0	10	0	0	16.0	5	1	1	0	3	16
(TC) SNELL	5.40	2	1	0	1	2	17	1	0	36.7	50	24	22	3	15	21
(AA) TROUT	6.62	1	0	0	1	0	10	0	0	17.7	20	14	13	3	11	7
** NATIONAL **																
(MO) D. GORDON	4.32	0	0	1	1	0	9	0	0	8.3	8	4	4	2	2	5
(NB) DAWLEY	7.14	1	6	4	5	0	40	0	0	40.3	42	35	32	7	22	32
(OK) E. BELL	4.76	0	0	0	0	0	3	0	0	5.7	7	3	3	0	2	3
(OK) POWER	3.78	0	5	0	0	7	7	0	0	52.3	55	29	22	7	20	39
(GC) WALTER	8.77	0	3	2	2	0	14	0	0	13.3	15	13	13	5	13	5

## Stat Key

Below you will find some explanations on a few stat categories:

**RC:** runs created, where,  $RC = ((H + BB - CS) * (TB + 0.55 * SB)) / (AB + BB)$

**RC Factor:** a comparison of runs scored against total runs created, where  $RC \text{ Factor} = R / RC$ ; a value under 1.00 might indicate runs lost due to careless base coaching, to many LOB, GIDP, etc.

**Proj. W-L%:** the expected winning percentage based on a comparison of runs scored to runs allowed, where:  $\text{Proj. W-L\%} = R^2 / (R^2 + OR^2)$

**Def DP:** defensive double plays, which include all types of defensive DPs

**Off DP:** offensive double plays, which include all types of offensive DPs

**Pit Err:** pitcher fielding errors; included in total team errors

**OP-%:** the batting percentage against each pitcher; an average number of batters per inning was derived from the final Association stats (American:  $BFP = 2.848$ ; National:  $BFP = 2.833$ ), where,  $OP\% = H / (H + BFP * IP)$

**NOTE:** an asterisk (\*) preceding any stat indicates that the player/pitcher led his Association in that stat category; a period (•) indicates that the player/pitcher tied for the lead in his Association in that stat category.



# NATIONAL

## 1988 FINAL STANDINGS

### Northeastern

CLEMENTE

MANTLE

	W- L	PCT.	GB
TROY	98-62	.613	--
BERNE	95-65	.594	3
NEW YORK	88-72	.550	10
CONNAK	74-86	.463	24
FIVE RIVERS	62-98	.388	36

	W- L	PCT.	GB
BUFFALO	105-55	.656	--
BERKSHIRE	88-72	.550	17
MOHAWK TRAIL	87-73	.544	18
PENHELLVILLE	73-87	.456	32
LATHAM	71-89	.444	34

### Continental

#### RUTH

	W- L	PCT.	GB
ZACA'S	99-61	.619	--
GOTHAM CITY	81-78	.509	17.5
GOLDEN STATE	67-93	.419	32
MOTOR CITY	51-108	.325	47
NEW BRITAIN	48-112	.300	51

#### AARON

	W- L	PCT.	GB
KENTUCKY	112-48	.700	--
PORT ELIZABETH	97-62	.610	14.5
AUBURN	89-71	.556	23
RAINIER	65-95	.406	47
OH ZEE	48-112	.300	64

### National Playoff Results

TROY defeated BERNE 4 games to 3 to win the Northeastern Wild Card Playoff  
 ZACA's defeated PORT ELIZABETH 4 games to 3 to win the Continental Wild Card Playoff  
 BUFFALO defeated TROY 4 games to 0 to win the Northeastern Conference Title  
 KENTUCKY defeated ZACA's 4 games to 1 to win the Continental Conference Title  
 KENTUCKY defeated BUFFALO 4 games to 1 to win the National Association Pennant

# KENTUCKY Wardogs

Manager: Rocky Hall (Alfreda)

Age: 32 Occupation: Juvenile Services Specialist

TML Champion

## Biographical Sketch

I have a fantastic life. My son Joe (7) hit .893 in Rookie ball and was a great SS and #4 hitter. I managed his team, the Junebugs, to a 4-14 record and last place finish. My daughter Shelly (9) was team sister. Next year, Joe & I will move up to Minor League, besides my being vice-president of the Rookie League. My Group Home Softball team won the State Championship and finished 24-4. I have switched jobs after 10+ years of direct child services. My Group Home was one of only two in the USA to meet American Correctional Association standards with a 100% compliance. Even with friends like Scott & Dave, it's a fantastic life.

Team MVP: Clemens

Most Unexp. Perf: M. Witt

## The Season Story

Clemens, Burke & Worrell were the pitching. Boggs, Mumphrey, Dawson & Schroeder were the hitting. Ozzie, with only 3 errors, the last 69 errorless games and only 1 error in his last 135 games! Offensively, balance was the key. Five players had 10+ WHs, led by Dawson's 22. The winning of Clemens, 12 in a row, 20 of 21, led the 'Dogs. Worrell had a record 54 SVs in 64 opportunities. But, without the set-up men, Burke, Franco, Williams & Murphy, it wouldn't have been possible to establish the new TML record for SVs & RPs. As a team, KY was 3rd in Pct, 4th in runs, 4th in BBs, 5th in Slg, 2nd in least errors, and tops in wins & ERA.

AB	PLAYER	PCT.	G	GU	AB	R	H	RBI	2B	3B	HR	TB	SLG.	BB	SO	E	SH	SF	SB	CS	WH	RC	OB-T
	BROCK	.251	138	5	474	47	119	49	18	3	9	170	.359	55	58	6	0	8	5	4	8	56	.329
E	RANDOLPH	.259	124	7	421	65	109	42	16	2	1	132	.314	78	33	13	1	3	7	3	7	50	.375
	O. SMITH	.285	155	0	627	101	179	49	38	3	0	223	.356	90	54	3	4	1	35	3	6	90	.375
	BOGGS	.321	147	0	591	111	190	73	39	4	19	294	.497	108	48	15	0	2	2	4	10	124	.426
D	MUMPHREY	.327	125	20	398	70	130	76	24	0	14	196	.492	51	69	2	1	1	3	1	10	79	.403
E	LEMON	.258	139	3	492	80	127	85	28	2	25	234	.476	67	99	2	1	3	0	0	10	81	.347
	DAWSON	.264	149	3	629	101	166	126	23	3	38	309	.491	35	109	1	0	2	15	1	22	96	.303
C	SCHROEDER	.358	116	34	299	50	107	57	22	0	15	174	.582	28	78	5	4	1	3	2	10	71	.413
C	DWYER	.246	119	32	281	34	69	43	6	3	14	123	.438	33	66	1	0	0	2	1	6	40	.325
C	TEUFEL	.301	101	50	296	41	89	56	31	0	6	138	.466	42	45	8	1	3	2	2	8	53	.388
	G. CARTER	.228	117	35	289	26	66	32	6	2	8	100	.346	20	44	7	0	1	1	2	2	27	.278
B	KITTLE	.265	90	43	196	25	52	35	3	0	15	100	.510	13	44	0	0	2	0	0	2	31	.311
B	MAZZILLI	.266	104	52	199	32	53	22	11	0	6	82	.412	36	32	0	0	1	6	6	4	30	.379
B	O'NEILL	.250	82	69	180	22	45	23	14	2	5	78	.433	19	38	0	0	0	1	3	2	24	.322
B	D. RAMOS	.331	71	85	172	24	57	21	9	0	2	72	.419	11	23	1	0	1	0	1	2	26	.372
a	D. GREEN	.267	33	124	45	12	12	7	1	0	4	25	.556	2	12	0	0	0	0	0	0	7	.298
B	GEDMAN	.000	3	157	4	0	0	0	0	0	0	0	.000	0	2	0	0	0	0	0	0	0	.000

BAT TOTALS .281 160 5593 841 1570 796 289 24 181 2450 .438 688 854 76 12 29 82 33 109 884 .359

Def DP: 105

Off DP: 155

Pit Err: 12

RC Factor: 0.95

Proj W-L: .722

GS/GR	PITCHER	ERA.	W	L	PCT.	SV	RP	GS	GR	CG	Sh	IP	H	R	ER	HR	BB	SO	OP-Z	BB/9	SO/9
40/0	HOUGH	3.84	16	9	.640	0	0	*40	0	4	1	225.0	180	100	96	35	108	165	.220	4.3	6.6
36/0	CLEMENS	2.67	*27	5	*.844	0	0	36	0	10	2	276.3	225	87	82	35	74	214	.223	2.4	7.0
36/0	M. WITT	3.76	18	5	.783	0	0	36	0	2	0	206.0	173	89	86	24	73	156	.229	3.2	6.8
22/13	ONTIVEROS	3.95	6	7	.462	0	0	22	8	2	2	118.3	102	54	52	19	45	78	.233	3.4	5.9
10/0	P. PEREZ	2.42	6	2	.750	0	0	10	0	4	0	81.7	65	24	22	5	28	61	.219	3.1	6.7
0/75	WORRELL	2.85	4	6	.400	*54	*58	0	75	0	0	94.7	84	31	30	10	23	73	.239	2.2	6.9
0/68	John FRANCO	2.01	5	2	.714	4	9	0	63	0	0	80.7	56	18	18	3	27	56	.197	3.0	6.2
0/85	F. WILLIAMS	2.45	7	2	.778	2	9	0	74	0	0	92.0	68	27	25	4	41	47	.207	4.0	4.6
0/87	R. MURPHY	3.06	5	6	.455	0	5	0	73	0	0	97.0	82	34	33	13	32	79	.230	3.0	7.3
0/55	T. BURKE	1.32	13	1	.929	0	13	0	52	0	0	81.7	51	13	12	2	18	35	.181	2.0	3.9
18/30	R. ROBINSON	3.75	5	3	.625	1	2	16	11	1	1	100.7	92	45	42	8	24	83	.244	2.1	7.4

PIT TOTALS 3.08 112 48 .700 60 96 160 356 23 14 1453.0 1178 522 498 158 493 1047 .223 3.1 6.5

# Western Wild Card

## Sherlock vs. Sir Jeffery

1		1	2	3	4	5	6	7	8	9		R	H	E	
	SHERLOCK	1	0	2		0	0	0	1	1	0	--	5	10	0
	SIR JEFFERY	0	1	1		0	1	0	1	0	0	--	4	10	1
	Win-D.Robinson(1-0)	Save-D.Smith(1)						Loss-Reuschel(0-1)							
	HR-Fielder(1)														

The series opener saw the Sherlock C's send Charlie Leibrandt(17-9) against Rick Reuschel(13-10) of the Sir Jeffery Silver Knights. Andy Van Slyke opened the Sherlock 6th with an infield single, stole 2nd & 3rd, and then scored the eventual winning run on a sac fly by George Bell. Dave Smith earned the save, striking out 3 of the final 4 batters.

	1	2	3	4	5	6	7	8	9	R	H	E	
2 SHERLOCK	0	0	4	1	0	1	0	5	0	--	11	19	0
SIR JEFFERY	0	0	0	0	0	1	0	1	2	--	4	9	4
Win-Fraser(1-0)							Loss-Dunne(0-1)						
HR-G.Bell(1), Phelps(1), Howell(1)													

Game #2 had Willie Fraser(11-5) for Sherlock facing Mike Dunne(12-8) for Sir Jeffery. Four Sir Jeffery errors led to 8 unearned runs and a lopsided Sherlock victory. Despite an 11-1 lead, the Sherlock bullpen continued its revolving door policy, as 5 different C's pitchers saw action. Sherlock's Jack Howell had 3 RBIs, including a 2-run homer.

	1	2	3	4	5	6	7	8	9	R	H	E	
3 SIR JEFFERY	2	0	0	0	0	3	0	1	0	--	6	7	0
SHERLOCK	0	0	0	0	2	0	2	0	0	--	4	12	1
Win-Booker(1-0)	Save-Worrell(1)						Loss-Belcher(0-1)						
HR-Lry Parrish(1), E.Davis(1), Phelps(2)													

Game #3 starters were Kelly Downs(9-10) for Sir Jeffery and Charlie Hough(20-10) for Sherlock. Larry Parrish broke the game open for Sir Jeffery in the 6th, by blasting a 3-run homer. Sherlock rallied back to a 5-4 deficit, but Ken Phelps added a solo shot in the 8th and Doug Jones and Todd Worrell held the C's scoreless over the final 2 innings, to get the Silver Knights "on the board."

	1	2	3	4	5	6	7	8	9	R	H	E	
<b>4</b> SIR JEFFERY	1	1	0	0	0	0	0	0	--	2	4	0	
SHERLOCK	4	1	0	0	0	1	2	3	x	--	11	15	1
Win-Leibrandt(1-0)							Loss-Reuschel(0-2)						
HR-J.Howell(2)													

Game #4 saw a re-match of Game #1 starters, Reuschel and Leibrandt. Four straight singles, following a lead-off single and a walk, led to a Sherlock 4-run 1st inning explosion. The C's continued to add to their lead in the later innings, while Leibrandt was allowed to pitch through the 7th before yielding to Henneman, who nailed down the victory, by retiring all 6 batters he faced.

5													
	1	2	3	4	5	6	7	8	9	R	H	E	
SIR JEFFERY	5	0	0	0	0	0	3	0	0	--	8	11	1
SHERLOCK	1	0	1	0	1	0	0	1	0	--	4	15	2
Win-Dunne(1-1)							Loss-Fraser(1-1)						
HR-Phelps(3), K.Gibson(1), G.Bell(2)													

With their backs to the wall in Game #5, Sir Jeffery sent Dunne to the hill to face the C's Fraser again. The Silver Knights took advantage of extreme wildness by Fraser in drawing 5 walks in the 1st inning, that along with a 3-run homer by Phelps and a double by Baines, led to a 5-run tally to start the game. Solo homers by Gibson and Bell brought the C's to within a couple, but a 2-run pinch-hit single by Fielder in the Sir Jeffery 7th put the Silver Knights ahead to stay. Worrell finished the game, despite a shaky 9th.

	1	2	3	4	5	6	7	8	9	10	11	12	R	H	E
6 SHERLOCK	1	2	0	0	0	0	0	0	0	0	0	2--	5	11	0
SIR JEFFERY	1	0	0	0	1	1	0	0	0	0	0	0--	3	6	0
Win-D.Smith(1-0)	Save-Finley(1)								Loss-Booker(1-1)						
HR-Jody Davis(1)															

Game #6 found Hough back on the hill for Sherlock and Downs getting the call for Sir Jeffery. However, the starters were long gone by the time this game ended. In the Sherlock 12th, defensive sub Manny Lee tripled home Howell, who had doubled to lead off the inning. Lee scored an insurance run on a ground out. Chuck Finley earned the save, sending Sherlock to the Western Conference Finals to face Koufax Division rival L&P.

\* 70 \*

## SHERLOCK C'S

Def DP: 5  
PIT Err: 0

PLAYER	AVG.	GP	AB	R	H	RBI	2B	3B	HR	BB	SO	E	SH	SF	SB	CS	WH
H. REYNOLDS	.545	5	11	1	6	2	0	0	0	0	0	0	0	0	0	0	0
ASHBY	.471	6	17	0	8	3	0	0	0	1	2	1	0	0	0	0	0
Jack HOWELL	.462	6	26	7	12	5	2	0	2	2	6	1	0	0	1	0	0
K. GIBSON	.444	6	27	5	12	2	4	0	1	1	7	0	0	0	2	0	0
MEACHAM	.400	5	10	1	4	1	0	0	0	0	2	0	0	0	0	0	0
DEER	.400	6	5	1	2	0	0	0	0	1	2	0	0	0	0	0	0
M. LEE	.400	5	5	1	2	1	0	1	0	0	0	0	0	0	0	0	1
Eric DAVIS	.360	6	25	8	9	2	1	0	1	6	6	0	0	0	6	0	0
George BELL	.346	6	26	5	9	9	2	0	2	1	5	1	0	3	2	0	1
O'NEILL	.333	6	6	1	2	2	0	0	0	0	1	0	0	0	0	0	0
Van SLYKE	.267	6	30	6	8	0	0	1	0	2	4	0	0	0	4	0	0
Devon WHITE	.250	4	4	0	1	2	1	0	0	0	1	0	0	0	0	0	0
G. BRETT	.208	6	24	3	5	2	0	0	0	5	3	0	0	0	0	0	1
M. STANLEY	.200	3	5	0	1	1	0	0	0	1	1	0	0	0	0	0	0
TUEFEL	.071	5	14	1	1	1	0	0	0	1	5	1	0	0	0	0	0
AGUAYO	.000	5	5	0	0	0	0	0	0	0	0	0	0	0	0	0	0
BAT TOTALS	.342	6	240	40	82	33	10	2	6	21	45	4	0	3	15	0	3

PITCHER	ERA.	GS	GR	CG	Sho	IP	H	R	ER	HR	BB	SO	W	L	SV	RP
Dave SMITH	0.00	0	4	0	0	6.7	0	0	0	0	2	8	1	0	1	2
HENNEMAN	1.23	0	5	0	0	7.3	5	1	1	0	1	5	0	0	0	0
LEIBRANDT	3.00	2	0	0	0	12.0	13	5	4	1	1	10	1	0	0	0
FINLEY	3.37	0	3	0	0	2.7	1	1	1	1	1	3	0	0	1	1
HOUGH	5.40	2	0	0	0	6.7	6	4	4	1	2	9	0	0	0	0
Don ROBINSON	5.40	0	5	0	0	6.7	6	4	4	1	4	6	1	0	0	1
BELCHER	6.00	0	1	0	0	3.0	2	2	2	0	0	4	0	1	0	0
FRASER	7.50	2	0	0	0	6.0	7	5	5	1	7	3	1	1	0	0
GOSSAGE	7.50	0	4	0	0	6.0	7	5	5	1	5	3	0	0	0	0
PIT TOTALS	4.11	6	22	0	0	57.0	47	27	26	6	23	51	4	2	2	4

MVP - Dave SMITH

## SIR JEFFERY SILVER KNIGHTS

Def DP: 6 0  
PIT Err: 0 0

PLAYER	AVG.	GP	AB	R	H	RBI	2B	3B	HR	BB	SO	E	SH	SF	SB	CS	WH
PHELPS	.400	6	15	4	6	6	0	0	3	4	1	0	0	0	0	0	1
Larry PARRISH	.333	6	24	3	8	4	1	0	1	1	4	1	0	0	0	0	1
ARMAS	.333	3	3	1	1	0	0	0	0	0	0	0	0	0	1	0	0
COLEMAN	.286	6	28	4	8	1	0	1	0	2	6	1	0	0	8	0	0
BAINES	.250	6	24	5	6	0	3	0	0	2	4	0	0	0	0	0	0
FIEDLER	.250	3	8	1	2	3	0	0	1	0	1	0	0	0	0	0	0
Oz SMITH	.217	6	23	4	5	3	2	0	0	5	3	0	0	0	3	0	0
K. HERNANDEZ	.200	6	25	2	5	4	1	0	0	1	7	1	0	1	0	0	0
Bo JACKSON	.125	6	16	1	2	1	0	0	0	4	8	3	0	0	0	0	0
LOMBARDOZZI	.111	6	18	0	2	0	0	0	0	1	6	0	0	0	1	0	0
Jody DAVIS	.100	6	20	1	2	2	0	0	1	2	8	0	0	0	0	0	0
OBBERKELL	.000	6	4	0	0	0	0	0	0	0	2	0	0	0	0	0	0
C. CASTILLO	.000	3	2	1	0	0	0	0	0	1	1	0	0	0	0	0	0
R. BOOKER	.000	2	2	0	0	0	0	0	0	0	0	0	0	0	0	0	0
C. WALKER	.000	1	1	0	0	0	0	0	0	0	0	0	0	0	0	0	0
L. OWEN	.000	2	0	0	0	0	0	0	0	0	0	0	0	0	0	0	0
BAT TOTALS	.221	6	213	27	47	24	7	1	6	23	51	6	0	1	13	0	2

PITCHER	ERA.	GS	GR	CG	Sho	IP	H	R	ER	HR	BB	SO	W	L	SV	RP
WORRELL	0.00	0	6	0	0	9.0	10	0	0	0	2	12	0	0	1	1
TANANA	0.00	0	1	0	0	1.0	1	0	0	0	0	1	0	0	0	0
WALK	0.00	0	1	0	0	0.7	1	0	0	0	1	1	0	0	0	0
DOWNS	3.97	2	0	0	0	11.3	12	5	5	1	3	10	0	0	0	0
DUNNE	4.11	2	0	0	0	15.3	31	15	7	4	7	14	1	1	0	0
G. BOOKER	7.71	0	2	0	0	2.3	4	2	2	0	1	2	1	1	0	1
R. RUESCHEL	8.25	2	0	0	0	12.0	16	11	11	1	4	4	0	2	0	0
Doug JONES	12.46	0	3	0	0	4.3	6	6	6	0	3	1	0	0	0	0
LePONT	■	0	1	0	0	0.0	1	1	1	0	0	0	0	0	0	0
PIT TOTALS	5.14	6	14	0	0	56.0	82	40	32	6	21	45	2	4	1	2

# Baskerville vs. Colonie

<b>1</b>		1	2	3	4	5	6	7	8	9	10	11		R	H	E
	BASKERVILLE	0	0	0	1	0	0	0	1	0	0	1	--	3	5	1
	COLONIE	1	0	1	0	0	0	0	0	0	0	0	--	2	4	0
	Win-McGaffigan(1-0)	Loss-Righetti(0-1)														
	HR-Dw.Murphy(1), K.Bass 2(1,2)															

The series opener saw a battle of the aces, Jim Clancy (17-11) for the Baskerville Hounds and Nolan Ryan (20-9) for the Colonie Flames. A lead off triple by Colonie's Tim Raines (who scored on a DP), and solo homers by Dwayne Murphy and two by the Hounds' Kevin Bass, accounted for all the scoring through 9 innings. Carrie Lansford led off the Baskerville 11th with a walk, stole 2nd, advanced to 3rd on a ground out and then scoring the eventual winning run on a ground out by Gary Carter. Andy McGaffigan earned the win by completing his 4th straight inning of scoreless relief.

<b>2</b>		1	2	3	4	5	6	7	8	9		R	H	E
	BASKERVILLE	2	1	0	0	3	0	0	0	0	--	6	11	0
	COLONIE	0	0	0	0	0	0	0	0	2	--	2	8	2
	Win-Magrane(1-0)	Loss-Higuera(0-1)												
	HR-Lansford(1), Durham(1)													

Game #2 starters were Joe Magrane (14-8) for Baskerville and Ted Higuera (9-16) for Colonie. The Hounds jumped on Higuera for a pair of runs, sending him to an early shower. The Hounds added another in the 2nd off reliever Eric Show and then KO'd him in the 5th when Lansford homered, followed by a 2-run homer by Durham. Magrane sailed along on the 6-0 lead until the 9th, when he needed last-out relief help from Jeff Robinson. Winfield and Durham each had 3 hits for the Hounds.

<b>3</b>		1	2	3	4	5	6	7	8	9		R	H	E
	COLONIE	1	0	0	0	0	0	0	0	0	--	1	6	0
	BASKERVILLE	0	0	0	0	2	0	0	0	x	--	2	5	1
	Win-Steib(1-0)	Save-J.Robinson(1) Loss-Show(0-1)												
	HR-Winfield(1)													

Colonie sent Eric Show (19-4) to the hill against Dave Steib (12-9) of Baskerville. Raines led the game off with another triple and again, scored on a GIDP. Show held the 1-0 lead into the Baskerville 5th, when he was reached for a pair of runs. Winfield tied the game with a 1-out homer. The other run was a result of a walk to Gary Carter, who advanced to third on a single and then scored on a Johnny Ray sac fly. Colonie threatened in each of the final 4 innings, but could not score, leaving 6 runners on base. Jeff Robinson notched the save.

<b>4</b>		1	2	3	4	5	6	7	8	9		R	H	E
	COLONIE	0	0	0	0	0	0	1	0	0	--	1	4	0
	BASKERVILLE	0	0	0	0	0	0	0	0	2	--	2	7	0
	Win-McGaffigan(2-0)	Loss-F.Williams(0-1)												
	HR-Joyner(1)													

Game #4 saw a re-match of Game #1 starters, Ryan and Clancy. The game was a classic pitching duel, as both starters hurled shutout ball through 6 innings. Joyner connected for a solo homer with 1 out in the 7th to give Colonie a 1-0 lead. The Flames' bullpen held the slim lead into the Baskerville 9th. With Frank Williams on the hill, Durham led off with a walk and was singled to 3rd by Fred McGriff. Bobby Thigpen relieved Williams and was greeted by an RBI-game-tying-single by Winfield, sending McGriff to 2nd. Carter flew out, with McGriff tagging and advancing to 3rd. Pinch-hitter Billy Ripken was walked intentionally to load the bases. Thigpen got Uribe to fly out to short center, for out #2. Then, Cangelosi delivered the game-winner, a single, giving Baskerville a 4 game sweep of the defending American Association Champs Colonie. Baskerville moves on to the Conference Final against the Flin Flon Trappers.



## BASKERVILLE HOUNDS

Def DP: 5  
PIT Err: 0

PLAYER	AVG.	GP	AB	R	H	RBI	2B	3B	HR	BB	SO	E	SH	SF	SB	CS	WH
R. LEACH	.500	1	2	0	1	0	1	0	0	0	0	0	0	0	0	0	0
WINFIELD	.438	4	16	2	7	2	0	0	1	2	3	0	0	0	0	0	0
F. McGRUFF	.250	3	8	1	2	0	0	0	0	2	4	0	0	0	0	0	0
K. BASS	.222	4	18	3	4	2	0	1	2	0	4	0	0	0	0	0	0
DURHAM	.200	4	15	2	3	3	1	0	1	2	5	1	0	0	0	0	0
Gary CARTER	.200	4	10	1	2	1	0	0	0	4	1	1	0	0	0	0	1
RAY	.200	2	5	0	1	1	0	0	0	0	0	0	0	1	0	0	1
LIRIANO	.200	1	5	0	1	0	0	0	0	0	2	0	0	0	0	0	0
LANSFORD	.188	4	16	3	3	2	0	0	1	2	1	0	0	0	1	1	1
URIBE	.167	3	12	0	2	0	0	0	0	0	3	0	0	0	0	0	0
QUENDO	.167	2	6	1	1	0	0	0	0	1	0	0	0	0	0	0	0
CANGELOSI	.125	2	8	0	1	1	0	0	0	2	4	0	0	0	0	1	1
J. MOSES	.000	2	5	0	0	0	0	0	0	0	2	0	0	0	0	0	0
B. RIPKEN	.000	2	3	0	0	1	0	0	0	2	0	0	0	1	0	0	0
FISK	.000	1	2	0	0	0	0	0	0	2	1	0	0	0	0	0	0
<b>BAT TOTALS</b>	<b>.214</b>	<b>4</b>	<b>131</b>	<b>13</b>	<b>28</b>	<b>13</b>	<b>2</b>	<b>1</b>	<b>5</b>	<b>19</b>	<b>30</b>	<b>2</b>	<b>0</b>	<b>2</b>	<b>1</b>	<b>2</b>	<b>4</b>

PITCHER	ERA.	GS	GR	C6	Sho	IP	H	R	ER	HR	BB	SO	W	L	SV	RP
McGAFFIGAN	0.00	0	3	0	0	7.3	2	0	0	0	2	5	2	0	0	2
CREWS	0.00	0	1	0	0	1.7	0	0	0	0	2	1	0	0	0	0
J.D. ROBINSON	0.00	0	2	0	0	1.3	1	0	0	0	1	1	0	0	1	1
SEARAGE	0.00	0	1	0	0	0.0	1	0	0	0	0	0	0	0	0	0
STEIB	1.80	1	0	0	0	5.0	4	1	1	0	1	4	1	0	0	0
CLANCY	1.93	2	0	0	0	14.0	7	3	3	2	5	8	0	0	0	0
MAGRANE	2.08	1	0	0	0	8.7	7	2	2	0	1	7	1	0	0	0
<b>PIT TOTALS</b>	<b>1.42</b>	<b>4</b>	<b>7</b>	<b>0</b>	<b>0</b>	<b>38.0</b>	<b>22</b>	<b>6</b>	<b>6</b>	<b>2</b>	<b>12</b>	<b>26</b>	<b>4</b>	<b>0</b>	<b>1</b>	<b>3</b>

MVP - Andy McGAFFIGAN

## COLONIE FLAMES

Def DP: 2  
PIT Err: 1

PLAYER	AVG.	GP	AB	R	H	RBI	2B	3B	HR	BB	SO	E	SH	SF	SB	CS	WH
E. MARTINEZ	1.000	2	1	0	1	0	0	0	0	1	0	0	0	0	0	0	0
F. WHITE	.273	4	11	0	3	1	0	0	0	1	1	0	0	1	0	0	0
FLETCHER	.267	4	15	0	4	1	1	0	0	0	2	0	0	0	0	0	0
SANTIAGO	.267	4	15	1	4	0	0	0	0	0	5	1	0	0	1	0	0
JOYNER	.200	4	15	1	3	1	0	0	1	1	2	0	0	0	1	0	0
Dwayne MURPHY	.200	3	10	1	2	1	0	0	1	1	2	0	0	0	0	0	0
KINGERY	.143	4	7	0	1	1	0	0	0	2	2	0	0	0	2	0	0
RAINES	.133	4	15	2	2	0	0	2	0	3	2	0	0	0	1	0	0
PENDLETON	.083	4	12	1	1	0	1	0	0	1	0	0	0	0	0	0	0
Dave MARTINEZ *	.077	4	13	0	1	0	0	0	0	1	4	0	0	0	0	0	0
BENZINGER	.000	3	9	0	0	0	0	0	0	1	4	0	0	0	0	0	0
G. WILSON	.000	1	3	0	0	0	0	0	0	0	2	0	0	0	0	0	0
TREADWAY	.000	2	3	0	0	0	0	0	0	0	0	0	0	0	0	0	0
MORRISON	.000	1	1	0	0	0	0	0	0	0	0	0	0	0	0	0	0
FELDER	.000	2	0	0	0	0	0	0	0	0	0	0	0	0	0	0	0
<b>BAT TOTALS</b>	<b>.169</b>	<b>4</b>	<b>130</b>	<b>6</b>	<b>22</b>	<b>5</b>	<b>2</b>	<b>2</b>	<b>2</b>	<b>12</b>	<b>26</b>	<b>2</b>	<b>0</b>	<b>1</b>	<b>5</b>	<b>0</b>	<b>0</b>

PITCHER	ERA.	GS	GR	C6	Sho	IP	H	R	ER	HR	BB	SO	W	L	SV	RP
CALHOUN	0.00	0	2	0	0	3.3	0	0	0	0	1	2	0	0	0	0
THOMPEN	0.00	0	2	0	0	1.7	3	0	0	0	1	1	0	0	0	0
McCLURE	0.00	0	1	0	0	1.0	2	0	0	0	0	0	0	0	0	0
RYAN	0.66	2	0	0	0	13.7	8	1	1	1	6	20	0	0	0	0
RIGHETTI	3.37	0	1	0	0	2.7	0	1	1	0	3	1	0	1	0	0
SHOW	6.23	1	1	0	0	8.7	8	6	6	3	3	6	0	1	0	0
F. WILLIAMS	7.36	0	4	0	0	3.7	4	3	3	1	3	0	0	1	0	0
HIGUERA	18.00	1	0	0	0	1.0	3	2	2	0	2	0	0	1	0	0
<b>PIT TOTALS</b>	<b>3.28</b>	<b>4</b>	<b>11</b>	<b>0</b>	<b>0</b>	<b>35.7</b>	<b>28</b>	<b>13</b>	<b>13</b>	<b>5</b>	<b>19</b>	<b>30</b>	<b>0</b>	<b>4</b>	<b>0</b>	<b>0</b>

\* awarded first on catcher's interference

# Western Playoff

## Sherlock vs. L&M Librae

	1	2	3	4	5	6	7	8	9	10	11	12	13	R	H	E	
<b>1</b> SHERLOCK	0	0	0	0	1	0	0	0	1	0	0	0	1	--	3	12	1
L&M LIBRAE	0	0	1	0	0	0	0	0	1	0	0	0	0	--	2	9	1
Win-Belcher (1-0)	Loss-Quisenberry (0-1)																
HR-Deer (1), G.Bell (1)																	

The series opener found Charlie Leibrandt(17-9) getting the call from the Sherlock C's and Jim Key(23-6) for the L&M Librae. A pitching duel ensued between Key and the "revolving bullpen" of Sherlock, as Leibrandt was lifted in the 4th. The C's took a 2-1 lead in the 9th, capitalizing on a Dale Murphy error. However, the Librae struck back off C's relief ace, Dave Smith, to tie the score on a 1-out error by Howell. The game sailed along into the 13th at 2-2 before George Bell connected off Quisenberry with 1 out and none on. Tim Belcher retired the Librae in order to earn the victory.

	1	2	3	4	5	6	7	8	9	R	H	E	
2 SHERLOCK	0	0	2	0	3	0	0	0	1	--	6	10	1
L&M LIBRAE	1	2	0	0	0	2	3	2	x	--	10	13	0
Win-Morris(1-0)	Loss-D.Robinson(0-1)												
HR-J.Clark(1), Trammell(1), K.Gibson(1), Van Slyke(1), G.Bell(2), Gaetti(1), Dale Murphy(1)													

Game #2 saw Sherlock send Willie Fraser(11-5) temporarily to the hill, against Jack Morris(23-7) for L&M. In complete contrast to Game #1, this one erupted into a homerun battle, which was not too unexpected given both teams' season performances. The Librae won the HR war, the big blows being a 2-run homer by Gaetti in the 6th to tie the game at 5-5, followed by the ultimate game-winning, 3-run blast by Dale Murphy in the 7th, sending the "Murph" from goat to hero in one game's time. Morris managed to hang around into the 9th, when he needed help from L&M relief ace John Franco to secure the series-tying win. Fraser was lifted after 3 innings.

Pitching														
	1	2	3	4	5	6	7	8	9	R	H	E		
3	L&M LIBRAE	0	0	0	0	1	0	0	2	0	--	3	6	1
	SHERLOCK	0	0	0	0	2	1	1	0	x	--	4	10	0
	Win-Hough(1-0)	Save-D.Smith(1)						Loss-Darwin(0-1)						
	HR-Gaetti(2), G.Brett(1)													

Game #3 starters were Danny Darwin(10-4) for L&M and Charlie Hough(20-10) for Sherlock. The C's had built up a 4-1 lead after 7 innings. Then, in the L&M 8th, three straight hits by Hayes, Clark and Murphy off Henneman brought the score to 4-3 with runners on 1st & 3rd. Henneman induced Kai Daniels to bounce into an inning-ending, rally-killing DP. Dave Smith secured the 1-run victory with a 1-2-3 9th, striking out the final two hitters.

Continued from Page One													
	1	2	3	4	5	6	7	8	9	R	H	E	
<b>4</b> L&M LIBRAE	2	0	0	0	0	0	0	0	0	--	2	6	0
SHERLOCK	1	1	0	1	0	0	0	1	x	--	4	11	1
Win-Leibrandt(1-0)	Save-D.Smith(2)						Loss-Key(0-1)						
HR-Trammell(2), Deer(2)													

Game #4 was a re-match of Game #1 starters, Key and Leibrandt. The Librae struck fast in the 1st, when Trammell belted a 2-run homer. However, Leibrandt (who was actually allowed to pitch into the 6th I), Gossage, Robinson and Smith held the Librae scoreless, scattering 5 hits over the remainder of the game. Eric Davis delivered a 2-out, bases loaded, RBI-single in the 4th to give the C's the eventual game-winning run. The C's added an insurance run in the 8th on a Bell RBI-double.

Starting Line - The 600 Score an individual can have in the game of 600 ball. Scores:															
	1	2	3	4	5	6	7	8	9	10	R	H	E		
5	L&M LIBRAE	1	1	1	0	0	0	0	1	0	0	--	4	10	0
	SHERLOCK	0	1	2	0	0	0	0	0	1	1	--	5	8	0
	Win-D.Smith(1-0)	Loss-J.Franco(0-1)													
	HR-Dawson(1), G.Bell(3), Da.Murphy(2), E.Davis 2(1,2), Daniels(1), Teufel(1)														

Game #5 saw L&M send Morris up against Fraser for Sherlock. Similar to Game #2, the game turned into a homerun derby, as another 7 balls were sent out of the park. A 2-run homer by Eric Davis in the 3rd tied the game a 3-3, which lasted into the 8th, when Daniels put L&M back on top, 4-3. Teufel led off the Sherlock 9th with a pinch-hit, game-tying homerun off Librae relief ace Franco. In the Sherlock 10th, with 1 out, Eric Davis blasted his 2nd homer of the game, to give the C's a 5-4 win and a trip to the Association Final against Ftin Flor. Franco took the loss and Smith the win. A total of 20 homeruns were hit, a new TFL record for a 5 game series.

## SHERLOCK C's

Def DP: 5  
PIT Err: 0

PLAYER	AVG.	GP	AB	R	H	RBI	2B	3B	HR	BB	SO	E	SH	SF	SB	CS	WH
O'NEILL	.500	2	2	1	1	0	1	0	0	0	0	0	0	0	0	0	0
DEER	.400	5	10	2	4	2	0	0	2	1	2	0	0	0	0	0	0
G. BELL	.381	5	21	3	8	7	1	0	3	0	5	2	0	1	0	0	1
K. GIBSON	.333	5	12	2	4	1	0	1	1	2	2	0	0	0	1	0	0
M. LEE	.333	4	6	0	2	0	0	0	0	0	0	0	0	0	0	0	0
Eric DAVIS	.320	5	25	5	8	6	3	0	2	0	9	0	0	0	1	0	3
G. BRETT	.316	5	19	3	6	1	0	0	1	1	2	0	0	0	0	0	0
TEUFEL	.308	5	13	1	4	1	0	0	1	2	4	0	0	0	0	0	0
Van SLYKE	.273	5	22	2	6	2	0	0	1	1	5	0	0	0	2	0	0
H. REYNOLDS	.231	4	13	2	3	1	2	0	0	2	1	0	1	0	2	0	0
ASHBY	.200	5	15	1	3	0	1	0	0	0	3	0	0	0	0	0	0
M. STANLEY	.200	2	5	0	1	1	0	0	0	0	1	0	0	0	0	0	0
Jack HOWELL	.077	4	13	0	1	0	0	0	0	1	4	1	0	0	0	0	0
MEACHAM	.000	4	5	0	0	0	0	0	0	0	1	0	0	0	0	0	0
D. WHITE	.000	4	3	0	0	0	0	0	0	1	0	0	0	0	0	0	0
AGUAYO	.000	3	1	0	0	0	0	0	0	1	0	0	0	0	0	0	0
<b>BAT TOTALS</b>	<b>.276</b>	<b>5</b>	<b>185</b>	<b>22</b>	<b>51</b>	<b>22</b>	<b>8</b>	<b>1</b>	<b>11</b>	<b>12</b>	<b>39</b>	<b>3</b>	<b>1</b>	<b>1</b>	<b>6</b>	<b>0</b>	<b>4</b>

PITCHER	ERA.	GS	GR	CG	Sho	IP	H	R	ER	HR	BB	SO	W	L	SV	RP
Dave SMITH	0.00	0	4	0	0	6.7	5	1	0	0	2	7	1	0	2	3
BELCHER	0.00	0	1	0	0	2.0	0	0	0	0	0	2	1	0	0	1
HOUGH	1.50	1	0	0	0	6.0	2	1	1	1	2	6	1	0	0	0
HENNEMAN	2.16	0	4	0	0	8.3	7	2	2	0	1	4	0	0	0	0
LEIBRANDT	3.12	2	0	0	0	8.7	8	3	3	1	4	7	1	0	0	0
GOSSAGE	3.60	0	3	0	0	5.0	3	2	2	0	0	2	0	0	0	0
FRASER	6.75	2	0	0	0	8.0	13	6	6	4	4	4	0	1	0	0
Don ROBINSON	10.38	0	4	0	0	4.3	5	5	5	2	4	4	0	0	0	0
FINLEY	■	0	1	0	0	0.0	1	1	1	1	0	0	0	0	0	0
<b>PIT TOTALS</b>	<b>3.67</b>	<b>5</b>	<b>17</b>	<b>0</b>	<b>0</b>	<b>49.0</b>	<b>44</b>	<b>21</b>	<b>20</b>	<b>9</b>	<b>17</b>	<b>36</b>	<b>4</b>	<b>1</b>	<b>2</b>	<b>4</b>

MVP - E.DAVIS &amp; D.SMITH

## L&amp;M LIBRAE

Def DP: 5  
PIT Err: 0

PLAYER	AVG.	GP	AB	R	H	RBI	2B	3B	HR	BB	SO	E	SH	SF	SB	CS	WH
Cal RIPKEN	.500	2	2	0	1	1	0	0	0	0	0	0	0	0	0	0	0
V. HAYES	.333	5	24	3	8	2	3	0	0	0	6	1	0	0	0	0	0
TRAMMELL	.318	5	22	2	7	3	0	0	2	1	1	0	0	0	1	0	0
J. CLARK	.300	5	20	3	6	2	4	0	1	3	3	0	0	0	1	0	0
GAETTI	.286	5	21	5	6	3	1	0	2	0	5	0	0	0	1	0	0
WHITAKER	.250	5	16	2	4	0	0	0	0	3	4	0	1	0	0	0	0
DANIELS	.211	5	19	1	4	1	0	0	1	3	5	0	0	0	0	0	0
DAWSON	.190	5	21	3	4	1	0	0	1	2	6	0	0	0	0	0	0
Dale MURPHY	.136	5	22	2	3	5	0	0	2	2	3	1	0	0	0	0	1
SCIOSCIA	.077	5	13	0	1	2	0	0	0	3	0	0	0	1	1	0	0
Joe CARTER	.000	2	2	0	0	0	0	0	0	0	1	0	0	0	0	0	0
SLAUGHT	.000	1	1	0	0	0	0	0	0	0	1	0	0	0	0	0	0
C. SNYDER	.000	1	1	0	0	0	0	0	0	0	1	0	0	0	0	0	0
<b>BAT TOTALS</b>	<b>.239</b>	<b>5</b>	<b>184</b>	<b>21</b>	<b>44</b>	<b>20</b>	<b>8</b>	<b>0</b>	<b>9</b>	<b>17</b>	<b>36</b>	<b>2</b>	<b>1</b>	<b>1</b>	<b>4</b>	<b>0</b>	<b>1</b>

PITCHER	ERA.	GS	GR	CG	Sho	IP	H	R	ER	HR	BB	SO	W	L	SV	RP
John FRANCO	2.16	0	5	0	0	8.3	8	2	2	2	3	8	0	1	0	0
KEY	2.57	2	0	0	0	14.0	16	5	4	2	4	12	0	1	0	0
J. MORRIS	5.17	2	0	0	0	15.7	14	9	9	5	3	12	1	0	0	0
DARWIN	5.68	1	0	0	0	6.3	8	4	4	1	1	4	0	1	0	0
QUISENBERRY	6.00	0	4	0	0	3.0	5	2	2	1	1	3	0	1	0	0
<b>PIT TOTALS</b>	<b>3.99</b>	<b>5</b>	<b>9</b>	<b>0</b>	<b>0</b>	<b>47.3</b>	<b>51</b>	<b>22</b>	<b>21</b>	<b>11</b>	<b>12</b>	<b>39</b>	<b>1</b>	<b>4</b>	<b>0</b>	<b>0</b>

# Global Playoff

## Baskerville vs. Flin Flon

	1	2	3	4	5	6	7	8	9	R	H	E	
<b>1</b> BASKERVILLE	1	1	0	0	0	0	0	0	1	--	3	9	0
FLIN FLON	0	0	0	0	1	3	0	0	x	--	4	8	1
Win-Alexander(1-0) Save-T.Stoddard(1) Loss-Clancy(0-1)													
HR-Winfield(1), Kittle(1), Trillo(1), B.Ripken(1)													

The series opener saw the Baskerville Hounds send Jim Clancy(17-11) up against Doyle Alexander(16-7) for the Flin Flon Trappers. Clancy was coasting along on a 2-1 lead, when Trillo tagged him for a 2-out, 3-run homer in the 6th. Alexander held the Hounds in check into the 9th, when Ripken homered to make it 4-3. Stoddard came in and earned a shaky save, after Moses singled and Bass reached on an error.

	1	2	3	4	5	6	7	8	9	R	H	E	
<b>2</b> BASKERVILLE	0	0	6	2	0	0	0	0	0	--	8	13	0
FLIN FLON	0	0	1	0	0	2	0	0	0	--	3	5	0
Win-Magrane(1-0)							Loss-Rhoden(0-1)						
HR-F.McGriff(1), Winfield(2)													

Game #2 starters were Joe Magrane(14-8) for Baskerville and Rick Rhoden for Flin Flon. The Hounds exploded for 6 runs in the 3rd, capped by a 3-run homer by Fred McGriff and a back-to-back shot by Winfield. Magrane yielded to McGaffigan and Jeff Robinson to finish up the final 3 innings. Lansford also had 3 RBIs for the Hounds.

BASKERVILLE														
	1	2	3	4	5	6	7	8	9	R	H	E		
3	FLIN FLON	0	0	0	0	0	0	0	0	--	0	7	0	
	BASKERVILLE	0	1	0	1	1	0	3	0	x	--	6	9	0
	Win-Stieb(1-0)	Loss-Hammaker(0-1)												
	HR-Winfield(3)													

Game #3 saw Allee Hammaker(14-9) go to the fill for Flin Flon, against Dave Steib(12-9) of Baskerville. Steib scattered 3 hits and 4 walks over 5 innings, and the bullpen of Crews, McGaffigan and Robinson completed the shutout. The Hounds took advantage of 7 walks and 2 wild pitches. Winfield had 3 hits for the Hounds, including his 3rd homer in as many games.

FLIN FLON vs BASKERVILLE													
	1	2	3	4	5	6	7	8	9	R	H	E	
FLIN FLON	1	1	0	2	0	0	0	3	0	--	7	10	0
BASKERVILLE	0	0	1	2	0	0	0	0	1	--	4	13	1
Win-Alexander(2-0)							Loss-Clancy(0-2)						
HR-Mike Diaz 2 (1,2), F.McGriff(2), Uribe(1)													

Game #4 saw a re-match of Game #1 starters, Alexander and Clancy. Mike Diaz blasted two homers, the second a 2-run shot in the 4th, and drew a bases loaded walk in the 8th, good for 4 RBIs in the game. A 2-run single by Moreland in the 8th iced the game for Flin Flon. Alexander needed last out relief help from Price, when Uribe homered in the 9th for the Hounds.

	1	2	3	4	5	6	7	8	9	R	H	E	
<b>5</b> FLIN FLON	0	0	0	0	0	1	0	0	0	--	1	8	1
BASKERVILLE	2	0	0	0	2	2	0	0	x	--	6	8	0
Win-Magrane(2-0)							Loss-Rhoden(0-2)						
HR-F.McGriff(3), Guerrero(1)													

Game #5 was a re-match of Game #2 starters Rhoden and Magrane. The Hounds reached Rhoden for 2 runs in the 1st and that was all they needed, as Magrane scattered 5 hits through 5 innings, before yielding to the trio of Crews, McGaffigan and Robinson. Guerrero hit a solo homer off Crews for the Trappers only score. McGriff hit his 3rd homer of the series in the 5th and tallied 3 RBIs in the game.

	1	2	3	4	5	6	7	8	9	R	H	E	
<b>6</b> BASKERVILLE	0	0	0	0	0	0	0	1	2	--	3	9	1
FLIN FLON	0	0	0	0	0	0	0	5	x	--	5	6	0
Win-T.Stoddard(1-0)	Save-L.Smith(1)						Loss-McGaffigan(0-1)						
HR-Kittle(2)													

Game #6 saw a re-match of Game #3 starters Stieb and Hammaker. Both pitchers hurled shutout ball before yielding to their respective bullpens. Baskerville broke the ice when Winfield doubled in Cangelosi. Flin Flon took advantage of a Moses error and used a sac fly to tie the game. The Trappers loaded the bases when McGaffigan issued back-to-back walks. This set the stage for a dramatic 2-out GRAND SLAM by Ron Kittle. The Hounds fought back in the 9th, scoring twice before Lee Smith retired Bass, leaving runners stranded on 1st & 3rd.

	1	2	3	4	5	6	7	8	9	10	11	12	13	R	H	E	
<b>7</b> BASKERVILLE	0	1	0	2	0	0	1	0	0	0	0	0	0	--	4	5	0
FLIN FLON	0	0	0	2	0	0	0	0	2	0	0	0	1	--	5	11	0
Win-P.Perry(1-0)									Loss-Musselman(0-1)								
HR-Durham(1), Mike Diaz(3), E.Murray(1)																	

Game #7 saw Baskerville call on Clancy one more time, with Flin Flon countering with Dennis Martinez(12-8). Baskerville carried a 4-2 lead into the bottom of the 9th. Hounds' relief ace Robinson struck out both Greenwell and Guerrero to start the inning. Yount reached on an infield single off Durham's glove. Then, Eddie Murray blasted a game-tying homer to keep the Trappers alive. Flin Flon relievers sent the final 17 Hound batters back to the dugout. In the home 13th, Yount came through again, this time with a game-winning, RBI-single. Despite hitting only .232 as a team, with Greenwell, Guerrero, Yount & Murray combining for only 6 RBIs between them (of which 3 came in the closing moments of Game #7) Flin Flon earned the right to advance to the American Association Final against Sherlock.

## BASKERVILLE HOUNDS

Def DP: 8  
PIT Err: 0

PLAYER	AVG.	GP	AB	R	H	RBI	2B	3B	HR	BB	SO	E	SH	SF	SB	CS	WH
LIRIANO	.800	4	5	0	4	1	0	0	0	0	0	0	0	1	1	0	0
C. REYNOLDS	.600	3	5	1	3	2	1	1	0	0	0	0	0	0	0	0	0
F. McGRUFF	.412	6	17	3	7	10	2	0	3	1	3	0	0	0	0	0	0
URIBE	.348	7	23	3	8	1	1	0	1	1	2	1	0	0	1	0	0
WINFIELD	.346	7	26	4	9	4	0	0	3	5	2	0	0	0	0	0	0
LANSFORD	.286	7	28	5	8	4	1	0	0	4	1	0	0	1	5	0	1
R. LEACH	.250	5	8	1	2	2	0	0	0	0	0	0	0	0	0	0	0
B. RIPKEN	.235	6	17	2	4	2	1	0	1	3	1	0	0	1	0	0	0
K. BASS	.212	7	33	4	7	2	0	0	0	1	5	0	0	0	0	0	1
DURHAM	.190	7	21	4	4	3	0	0	1	2	1	0	0	0	0	0	0
CANGELOSI	.182	5	11	0	2	0	0	0	0	0	4	0	0	0	0	0	0
G. CARTER	.167	7	24	4	4	0	1	0	0	4	6	0	0	0	0	0	0
J. MOSES	.167	7	18	2	3	0	0	0	0	1	3	1	0	0	1	0	0
OGUENDO	.111	4	9	1	1	2	0	0	0	0	2	0	0	1	0	0	0
FISK	.100	5	10	0	1	0	0	0	0	2	2	0	0	0	0	0	0
<b>BAT TOTALS</b>	<b>.263</b>	<b>7</b>	<b>255</b>	<b>34</b>	<b>67</b>	<b>33</b>	<b>7</b>	<b>1</b>	<b>9</b>	<b>24</b>	<b>32</b>	<b>2</b>	<b>0</b>	<b>4</b>	<b>8</b>	<b>0</b>	<b>2</b>

PITCHER	ERA.	GS	GR	C6	Sho	IP	H	R	ER	HR	BB	SO	W	L	SV	RP
STEIB	0.00	2	0	0	0	11.0	6	0	0	0	8	8	1	0	0	0
NIEDENFUER	0.00	0	1	0	0	0.3	0	0	0	0	1	0	0	0	0	0
J.D. ROBINSON	2.25	0	6	0	0	8.0	7	2	2	1	3	9	0	0	0	0
CREWS	2.45	0	2	0	0	3.7	6	1	1	1	1	2	0	0	0	0
MAGRANE	2.45	2	0	0	0	11.0	9	3	3	0	3	1	2	0	0	0
CLANCY	5.00	3	0	0	0	18.0	16	10	10	5	4	8	0	2	0	0
McGAFFIGAN	5.25	0	7	0	0	12.0	9	8	7	1	6	9	0	1	0	0
MUSSELMAN	27.00	0	1	0	0	0.3	2	1	1	0	1	0	0	1	0	0
<b>PIT TOTALS</b>	<b>3.36</b>	<b>7</b>	<b>17</b>	<b>0</b>	<b>0</b>	<b>64.3</b>	<b>55</b>	<b>25</b>	<b>24</b>	<b>8</b>	<b>27</b>	<b>37</b>	<b>3</b>	<b>4</b>	<b>0</b>	<b>0</b>

MVP - Fred McGRUFF

## FLIN FLON TRAPPERS

Def DP: 0  
PIT Err: 0

PLAYER	AVG.	GP	AB	R	H	RBI	2B	3B	HR	BB	SO	E	SH	SF	SB	CS	WH
GREENWELL	.375	7	24	2	9	1	2	0	0	5	4	0	0	0	0	0	1
KITTLE	.375	5	16	3	6	5	1	0	2	0	2	0	0	0	0	0	1
Mike DIAZ	.353	7	17	3	6	6	0	0	3	4	1	0	0	0	0	0	0
W. WILSON	.333	3	3	0	1	0	0	0	0	0	0	0	0	0	0	0	0
Julio FRANCO	.308	7	26	1	8	0	3	0	0	3	2	2	0	0	2	0	0
BERNAZARD	.250	3	4	0	1	2	0	0	0	1	1	0	0	0	0	0	0
GUERRERO	.231	7	26	3	6	2	0	0	1	3	4	0	0	1	0	0	0
MAZZILLI	.200	2	10	2	2	0	0	0	0	1	3	0	0	0	0	0	0
TRILLO	.176	6	17	2	3	3	0	0	1	1	3	0	0	0	0	0	1
YOUNT	.167	7	30	3	5	1	0	0	0	2	6	0	0	0	0	0	1
Ed MURRAY	.160	7	25	4	4	2	1	0	1	3	4	0	0	0	0	0	0
MORELAND	.136	6	22	1	3	2	0	0	0	1	4	0	0	0	0	0	0
D. RAMOS	.111	4	9	1	1	0	0	0	0	3	3	0	0	0	0	1	0
BAYLOR	.000	3	5	0	0	0	0	0	0	0	0	0	0	0	0	0	0
ORTIZ	.000	2	3	0	0	0	0	0	0	0	0	0	0	0	0	0	0
<b>BAT TOTALS</b>	<b>.232</b>	<b>7</b>	<b>237</b>	<b>25</b>	<b>55</b>	<b>24</b>	<b>7</b>	<b>0</b>	<b>8</b>	<b>27</b>	<b>37</b>	<b>2</b>	<b>0</b>	<b>1</b>	<b>2</b>	<b>1</b>	<b>4</b>

PITCHER	ERA.	GS	GR	C6	Sho	IP	H	R	ER	HR	BB	SO	W	L	SV	RP
Jerry REED	0.00	0	1	0	0	2.7	1	0	0	0	0	0	0	0	0	0
T. LEACH	0.00	0	2	0	0	2.3	1	0	0	0	1	1	0	0	0	0
PRICE	0.00	0	2	0	0	1.0	1	1	0	0	1	0	0	0	0	0
HAMMAKER	2.77	2	0	0	0	13.0	13	4	4	1	5	8	0	1	0	0
T. STODDARD	2.84	0	5	0	0	6.3	3	2	2	0	3	4	1	0	1	2
Lee SMITH	3.00	0	3	0	0	6.0	4	2	2	0	3	3	0	0	1	1
ALEXANDER	3.71	2	0	0	0	17.0	21	7	7	4	3	10	2	0	0	0
Don MARTINEZ	6.00	1	0	0	0	6.0	4	4	4	1	1	5	0	0	0	0
Pat PERRY	7.71	0	2	0	0	2.3	4	2	2	0	2	1	1	0	0	1
RHODEN	11.88	2	0	0	0	8.3	15	12	11	3	5	0	0	2	0	0
<b>PIT TOTALS</b>	<b>4.43</b>	<b>7</b>	<b>15</b>	<b>0</b>	<b>0</b>	<b>65.0</b>	<b>67</b>	<b>34</b>	<b>32</b>	<b>9</b>	<b>24</b>	<b>32</b>	<b>4</b>	<b>3</b>	<b>2</b>	<b>4</b>

# American Championship

## Flin Flon vs. Sherlock

	1	2	3	4	5	6	7	8	9	R	H	E	
FLIN FLON	1	0	0	0	0	0	0	0	--	1	4	1	
SHERLOCK	0	2	0	0	0	0	2	0	x	--	4	8	1
Win-Leibrandt(1-0)	Save-D.Smith(1)			Loss-Alexander(0-1)									
HR-J.Howell(1), O'Neill(1)													

The series opener saw the Flin Flon Trappers send Doyle Alexander(16-7) up against Charlie Leibrandt(17-9) of the Sherlock C's. A 2-run homer by Jack Howell in the 2nd proved to be enough, as Leibrandt, Don Robinson and Dave Smith held the Trapper bats silent. O'Neill provided some insurance for the C's with a pinch-hit, 2-run homer in the 7th. Alexander took the complete game loss.

	1	2	3	4	5	6	7	8	9	R	H	E	
2 FLIN FLON	0	3	1	0	0	0	0	1	0	--	5	10	1
SHERLOCK	3	0	0	0	1	2	1	0	x	--	7	13	1
Win-D.Robinson(1-0)	Save-D.Smith(2)			Loss-Rhoden(0-1)									
HR-E.Murray(1), Kittle(1), J.Howell(2)													

Game #2 starters were Rick Rhoden(19-7) for Flin Flon and Willie Fraser(11-5) for Sherlock. The C's took advantage of a costly 2-out error by Moreland in the 6th to take a 6-3 lead. Back-to-back homers by Murray & Kittle in the 2nd had offset a 3-run Sherlock 1st inning. Howell provided an insurance run in the 7th with a solo homer. Dave Smith had a shaky 9th inning, but pitched his way out of the jam.

	1	2	3	4	5	6	7	8	9	R	H	E
3 SHERLOCK	0	0	2	0	1	1	0	0	0	--	4	10 2
FLIN FLON	2	0	2	0	0	0	0	1	x	--	5	10 0
Win-T.Stoddard(1-0)	Save-L.Smith(1)			Loss-D.Robinson(1-1)								
HR-Guerrero(1), Van Slyke(1)												

Game #3 starters were Charlie Hough(20-10) for Sherlock and Atlee Hammaker(14-9) for Flin Flon. An RBI-double by Trillo off Don Robinson broke a 4-4 tie and Trapper relief ace Lee Smith recorded the final 2 outs to earn the save. Flin Flon's Guerrero was 3 for 4, with a 2-run homer in the 1st and a 2-run double in the 3rd. Sherlock's Mike Stanley was 3 for 3, with a walk.

	1	2	3	4	5	6	7	8	9	R	H	E
4 SHERLOCK	0	0	0	1	0	0	0	2	2	--	5	11 0
FLIN FLON	0	0	0	0	0	9	0	0	x	--	9	14 0
Win-Alexander(1-1)							Loss-Henneman(0-1)					
HR-Guerrero(2), Trillo(1), O'Neill(2)												

Game #4 saw a re-match of Game #1 starters, Leibrandt and Alexander. Flin Flon exploded for 9 runs on 11 hits in the 6th inning off Henneman and Jeff Russell. The outburst was highlighted by a GRAND SLAM off the bat of Guerrero. Alexander coasted into the 8th, but was nipped for a pair of runs in each the 8th & 9th innings. Stoddard recorded the final 2 outs, leaving runners on 1st & 3rd.

	1	2	3	4	5	6	7	8	9	R	H	E	
5 SHERLOCK	0	0	0	3	2	0	0	0	--	5	6	0	
FLIN FLON	0	0	0	0	0	0	2	1	0	--	3	7	0
Win-Henneman(1-1)	Save-D.Smith(3)			Loss-Rhoden(0-2)									
HR-G.Bell(1), G.Brett(1), Meacham(1), Mazzilli(1)													

Game #5 found Fraser for Sherlock and Rhoden for Flin Flon. George Bell broke the ice with a 2-run homer in the 4th, followed back-to-back by Brett. In the 5th, Meacham added a 2-run homer, putting the C's up 5-0. The Trappers fought back in the 8th, closing to within 2, with runners on 2nd & 3rd with 1 out. However, Dave Smith struck out Guerrero and Yount to end the threat. Smith also struck out 2 more in the 9th in retiring the side in order for his 3rd save. Mazzilli had hit a 2-run homer for Flin Flon in the 7th.

	1	2	3	4	5	6	7	8	9	R	H	E	
6 FLIN FLON	0	0	3	0	1	0	0	0	1	--	5	10	1
SHERLOCK	0	2	0	0	0	0	0	0	0	--	2	7	1
Win-Hammaker(1-0)	Save-T.Stoddard(1)			Loss-Hough(0-1)									
HR-G.Brett(2)													

Game #6 starters were Hammaker for Flin Flon and Hough for Sherlock. The Trappers kept their hopes alive, scoring 3 times in the 3rd by stringing 3 straight walks and a clutch 2-RBI single by Mazzilli. The trio of Hammaker, Leach & Stoddard held the C's in check over the final 7 innings. the C's had scored first when Brett hit a 2-run homer in the 2nd.

	1	2	3	4	5	6	7	8	9	R	H	E	
7 FLIN FLON	0	0	0	0	0	0	1	0	0	--	1	5	5
SHERLOCK	1	4	0	1	0	1	0	0	x	--	7	8	1
Win-D.Robinson(2-1)	Loss-D.Martinez(0-1)												
HR-Meacham(2), G.Bell(2)													

Game #7 saw Flin Flon send Dennis Martinez(12-8) against Leibrandt for Sherlock. Meacham led off the 2nd with a homer and George Bell followed with a 2-out, 3-run homer, giving the C's a quick 5-0 lead. Then, Flin Flon's defense fell apart, leading to 2 unearned runs and a 7-run deficit. Murray made 2 errors on one play in the 4th. The Trappers scored an unearned run of their own in the 7th, but that was all they could muster against the C's bullpen. The 5 errors by Flin Flon ties a TFL playoff record (done 3 other times). Sherlock now advances to the TFL World Series for the first time and will meet the defending Champs, the Kentucky Wardogs.



## FLIN FLON TRAPPERS

Def DP: 6  
PIT Err: 0

PLAYER	AVG.	GP	AB	R	H	RBI	2B	3B	HR	BB	SO	E	SH	SF	SB	CS	WH
MAZZILLI	.417	5	12	2	5	6	0	0	1	0	1	0	0	0	0	0	2
MORELAND	.368	5	19	1	7	0	1	0	0	0	2	2	0	0	0	0	0
TRILLO	.353	5	17	3	6	3	1	0	1	3	3	0	0	0	0	0	1
W. WILSON	.333	4	9	2	3	2	0	1	0	0	1	0	0	0	2	0	0
YOUNT	.310	7	29	4	9	3	0	0	0	1	6	1	0	0	1	0	0
Julio FRANCO	.296	7	27	3	8	2	1	0	0	2	6	1	0	0	2	0	0
BERNAZARD	.250	4	4	1	1	0	1	0	0	1	1	0	0	0	0	0	0
GREENWELL	.240	7	25	3	6	0	1	0	0	4	3	1	0	0	0	0	0
GUERRERO	.222	7	27	4	6	8	2	0	2	3	2	0	0	0	1	0	0
KITTLE	.167	5	12	2	2	1	1	0	1	1	3	0	0	0	0	0	0
Mike DIAZ	.158	7	19	1	3	0	0	0	0	2	8	0	0	0	0	0	0
Ed MURRAY	.148	7	27	2	4	2	0	0	1	3	10	3	0	0	0	0	0
D. RAMOS	.000	3	10	1	0	0	0	0	0	1	1	0	0	0	0	0	0
BAYLOR	.000	2	2	0	0	0	0	0	0	0	1	0	0	0	0	0	0
ORTIZ	.000	1	1	0	0	0	0	0	0	0	0	0	0	0	0	0	0
<b>BAT TOTALS</b>	<b>.250</b>	<b>7</b>	<b>240</b>	<b>29</b>	<b>60</b>	<b>27</b>	<b>8</b>	<b>1</b>	<b>6</b>	<b>21</b>	<b>48</b>	<b>8</b>	<b>0</b>	<b>0</b>	<b>6</b>	<b>0</b>	<b>3</b>

PITCHER	ERA.	GS	GR	C6	Sho	IP	H	R	ER	HR	BB	SO	W	L	SV	RP
T. STODDARD	0.00	0	5	0	0	8.3	1	1	0	0	3	9	1	0	1	2
Lee SMITH	0.00	0	4	0	0	3.0	0	0	0	0	0	3	0	0	1	1
Jerry REED	0.00	0	1	0	0	0.3	1	0	0	0	0	1	0	0	0	0
T. LEACH	2.08	0	3	0	0	4.3	2	1	1	1	0	4	0	0	0	0
PRICE	3.00	0	2	0	0	3.0	5	1	1	1	0	3	0	0	0	0
HAMMAKER	4.50	2	0	0	0	12.0	15	6	6	2	4	11	1	0	0	0
ALEXANDER	4.96	2	0	1	0	16.3	19	9	9	3	6	14	1	1	0	0
RHODEN	7.45	2	0	0	0	9.7	12	10	8	2	4	7	0	2	0	0
Don MARTINEZ	15.00	1	0	0	0	3.0	7	6	5	2	2	3	0	1	0	0
<b>PIT TOTALS</b>	<b>4.50</b>	<b>7</b>	<b>15</b>	<b>1</b>	<b>0</b>	<b>60.0</b>	<b>62</b>	<b>34</b>	<b>30</b>	<b>11</b>	<b>19</b>	<b>55</b>	<b>3</b>	<b>4</b>	<b>2</b>	<b>3</b>

MVP - Dave SMITH

## SHERLOCK C's

Def DP: 5  
PIT Err: 0

PLAYER	AVG.	GP	AB	R	H	RBI	2B	3B	HR	BB	SO	E	SH	SF	SB	CS	WH
O'NEILL	.750	3	4	3	3	3	1	0	2	0	1	0	0	0	0	0	0
M. STANLEY	.500	4	6	1	3	0	1	0	0	1	0	0	0	0	0	0	0
TEUFEL	.385	4	13	1	5	2	0	0	0	1	4	0	0	0	0	0	0
Van SLYKE	.367	7	30	3	11	2	0	0	1	0	5	0	0	0	3	0	0
H. REYNOLDS	.316	6	19	5	6	1	2	0	0	1	2	1	0	0	3	0	0
MEACHAM	.308	4	13	3	4	3	0	0	2	1	1	2	0	0	1	0	0
K. GIBSON	.304	6	23	3	7	2	1	0	0	2	11	0	0	0	1	0	1
ASHBY	.250	5	16	1	4	1	0	0	0	1	2	0	0	0	0	0	0
G. BRETT	.231	7	26	3	6	5	0	0	2	4	3	0	0	0	0	0	0
George BELL	.207	7	29	4	6	6	0	0	2	1	5	1	0	0	0	0	1
Jack HOWELL	.150	6	20	2	3	5	0	0	2	0	7	0	0	0	0	0	1
M. LEE	.143	5	7	0	1	0	0	0	0	0	0	0	0	0	0	0	0
Eric DAVIS	.120	7	25	5	3	1	1	0	0	5	8	0	0	0	2	0	0
DEER	.000	4	9	0	0	0	0	0	0	1	5	0	0	0	1	0	0
AGUAYO	.000	1	1	0	0	0	0	0	0	1	1	0	0	0	0	0	0
<b>BAT TOTALS</b>	<b>.257</b>	<b>7</b>	<b>241</b>	<b>34</b>	<b>62</b>	<b>31</b>	<b>6</b>	<b>0</b>	<b>11</b>	<b>19</b>	<b>55</b>	<b>4</b>	<b>0</b>	<b>0</b>	<b>11</b>	<b>0</b>	<b>3</b>

PITCHER	ERA.	GS	GR	C6	Sho	IP	H	R	ER	HR	BB	SO	W	L	SV	RP
BELCHER	0.00	0	1	0	0	2.0	1	0	0	0	0	3	0	0	0	0
LEIBRANDT	1.20	3	0	0	0	15.0	8	2	2	0	3	13	1	0	0	0
Dave SMITH	1.42	0	5	0	0	6.3	3	1	1	0	2	10	0	0	3	3
GOSSAGE	2.08	0	3	0	0	4.3	3	1	1	0	1	3	0	0	0	0
Don ROBINSON	3.48	0	6	0	0	10.3	13	4	4	1	3	1	2	1	0	2
FRASER	5.40	2	0	0	0	6.7	5	4	4	2	3	4	0	0	0	0
HENNEMAN	5.59	0	6	0	0	9.7	11	7	6	1	3	9	1	1	0	1
HOUGH	11.12	2	0	0	0	5.7	11	7	7	1	6	3	0	1	0	0
Jeff RUSSELL	27.00	0	1	0	0	1.0	5	3	3	1	0	2	0	0	0	0
<b>PIT TOTALS</b>	<b>4.13</b>	<b>7</b>	<b>22</b>	<b>0</b>	<b>0</b>	<b>61.0</b>	<b>60</b>	<b>29</b>	<b>28</b>	<b>6</b>	<b>21</b>	<b>48</b>	<b>4</b>	<b>3</b>	<b>3</b>	<b>6</b>

# TML World Series

## Kentucky vs. Sherlock



1

	1	2	3	4	5	6	7	8	9	R	H	E	
KENTUCKY	0	0	0	0	0	0	3	0	1	--	4	12	0
SHERLOCK	0	0	0	1	0	0	1	0	0	--	2	5	1
Win-Burke(1-0)	Save-Worrell(1)						Loss-D.Robinson(0-1)						
HR-K.Gibson(1)													

The World Series opener saw the National Association and defending TML Champion, the Kentucky Wardogs, send their ace Roger Clemens(27-5) against Charlie Leibrandt(17-9) of the American Association Champs, the Sherlock C's. Kentucky put runners on base in each of the first 6 innings, but could not score. That included a 1-out, bases loaded situation in the 1st. Kirk Gibson hit a solo homer for the C's in the home 4th, for what was the only hit that Clemens gave up in his 5 innings of work. Don Robinson entered the game for the C's in the top of the 7th, relieving Henneman, who had himself relieved Leibrandt back in the 5th. Robinson walked Randolph and then served up singles to Boggs and Oz Smith to load the bases. Teufel launched a sac fly to tie the game at 1-1 and then, Mazzilli pinch-hit for Schroeder and delivered a clutch bases clearing double, giving Kentucky a 3-1 lead. Robinson got himself out of the jam. In the C's 7th, Van Slyke singled off Burke (who had started the 6th in relief of Clemens) and promptly stole 2nd. After Bell flew out, Brett came through with an RBI-single, to make it 3-2 Dogs. Howell followed with a single, sending Brett to 3rd. And that was it for Burke. Frank Williams came in and got O'Neill to bounce into a F.C. with Brett being gunned down at home. Manny Lee popped out to end the rally. Kentucky added another run in the 9th with no hits. Dwyer led off with a walk, stole 2nd, advanced to 3rd on a ground out, and scored on another ground out. With the score now 4-2, Franco got Bell to fly to left and got Brett swinging. Worrell was brought in and blew Howell away on three straight pitches, giving Kentucky the opening game victory. Kentucky's Lemon as 3 for 3, with a walk.

2

	1	2	3	4	5	6	7	8	9	R	H	E	
KENTUCKY	2	0	0	0	0	0	0	2	9	--	13	21	0
SHERLOCK	1	0	0	0	0	0	0	0	4	--	5	6	1
Win-P.Perez(1-0)							Loss-Fraser(0-1)						
HR-Van Slyke(1), G.Brett(1)													

Game #2 saw Kentucky send Pasqual Perez(6-2) up against Willie Fraser(11-5) for Sherlock. The Wardogs came out swinging, scoring twice, as 5 of the 6 batters to come to the plate rapped out hits. The only one that didn't hit safely was Dawson, who grounded into a DP. The inning ended with Lemon being thrown out at home on Dwyer's double. The C's got one back in their half of the 1st when Van Slyke homered. The game remained 2-1 through 7 innings. The Dogs kept putting runners on in just about every inning, while the C's were going 1-2-3. Van Slyke threw his 2nd runner out at the plate in the 5th, when Boggs tried to score from 2nd. With Robinson on in relief, the Dogs added some insurance in the 8th, scoring a pair on an RBI-double by Lemon and an RBI-single by Brock. With the score 4-1 Dogs, Russell was brought in to pitch the 9th. When the dust had cleared, Kentucky had sent 13 batters to the plate, scoring 9 runs with 8 hits. Despite a 13-1 lead, relief ace Worrell as brought in to pitch the 9th. Well, the C's did not take to that very kindly and roughed him up for 4 runs, highlighted by a 3-run homer by Brett. Franco came in to get the final out, and Howell whiffed again.

3

	1	2	3	4	5	6	7	8	9	R	H	E	
SHERLOCK	0	0	0	0	0	0	1	1	0	--	2	4	0
KENTUCKY	2	1	1	0	0	0	0	0	x	--	4	4	0
Win-Burke(2-0)	Save-Worrell(2)						Loss-Hough(0-1)						
HR-Dawson(1), Deer(1), E.Davis(1)													

Game #3 starters were Charlie Hough(20-10) for Sherlock and Mike Witt(18-5) for Kentucky. The Dogs jumped out to an early 4-0 lead after 3 innings. The scoring was highlighted by a 2 RBI-single by Schroeder in the 1st and a solo homerun by Dawson in the 3rd. Witt gave way to the bullpen in the 5th after walking the first two batters. Burke was summoned and promptly retired the next 3 batters. The C's finally got on the board when Rob Deer pinch-hit a solo homer in the 7th. The C's only scored one more run, that being another solo homer off Williams, this one by Eric Davis in the 8th. Murphy and Worrell sent the final 6 C's back to the dugout, striking out 4 of them. Worrell was credited with a save. The C's bullpen did a great job, as Kentucky was held to only 1 hit after the 3rd inning, a 4th inning single by Randolph.

4

	1	2	3	4	5	6	7	8	9	R	H	E	
SHERLOCK	0	0	0	0	1	1	1	2	1	--	6	12	1
KENTUCKY	0	0	1	0	0	0	0	0	3	--	4	13	0
Win-Henneman (1-0)							Loss-Burke (2-1)						
HR-E.Davis 2 (2,3), G.Bell 2 (1,2)													

Game #4 was a re-match of Game #1 starters, Leibrandt and Clemens. Kentucky needed 4 singles to score a run in the 3rd and left the bases loaded. Then, in the Sherlock 5th, Eric Davis hit a solo homer to tie the game, following which Clemens gave up a single and walked two to load the bases. Burke was called on again and as usual, came through, ending the rally. Sherlock made use of the long ball over the final 4 innings, but all they could manage were solo homeruns, as George Bell hit a pair and Davis a second one. Sherlock carried a comfortable 6-1 lead into the Wardog 9th, with the ace reliever on the mound, Dave Smith. Just to prove themselves worthy, the Dogs came back for 3 runs, and left runners on 1st & 2nd when Smith fanned Humphrey to end the game and avert the sweep.


5		1	2	3	4	5	6	7	8	9	R	H	E	
	SHERLOCK	1	0	0	0	0	0	0	0	0	--	1	4	0
	KENTUCKY	0	0	0	2	0	0	2	0	x	--	4	6	0
	Win-J.Franco(1-0)	Save-Worrell(3)						Loss-Fraser(0-2)						
	HR-Dawson(2)													

Game #5 starters were Fraser for Sherlock and Steve Ontiveros(6-7) for Kentucky. The C's got on the board right away when Eric Davis led off with a double, stole 3rd and scored on Bell's RBI-single. The 1-0 lead held until the 4th, when Kentucky's Andre Dawson connected for a 2-run homer, following a lead-off single by Teufel. The Dogs added 2 more in their half of the 7th, when Lemon and Gary Carter both scored on successive sac flies. Ontiveros had given way to the Dog bullpen in the 4th and the parade of relievers kept the C's offense off balance. Worrell nailed down the TML Championship for Kentucky and earned his 3rd save of the series in pitching the 8th & 9th innings, allowing only one runner, that being a walk to Teufel.

**SOME CLOSING COMMENTS:** The Kentucky Wardogs have become the first TML team to repeat a Championship, as well as the first franchise to secure three titles! Kentucky had finished the regular season with a 117-48 won/loss record, led by what is believed to be the deepest bullpen in TML history: 337 relief appearances; 445 innings; 2.18 ERA. The bullpen was led by Todd Worrell's (2.85 ERA) TML record 54 saves. He was supported and set up by John Franco (2.01), Rob Murphy (3.06), Frank Williams (2.45) and the Kentucky playoff MVP, Tim Burke (13-1, 1.32). In the playoffs, Burke was 6-1 with an ERA of only 0.95 in 28.1 innings! Opposing hitters failed to hit over .200 for the entire playoffs, for the second year in a row! Sherlock out-homered Kentucky 9-2, but 7 were solos. For the playoffs, Kentucky outscored the opposition 76-36 and had a 2.33 ERA, to go with a .308 batting average, .468 slugging percentage and .364 on base percentage. Buffalo, with a TML record-shattering 347 homeruns (627 extra base hits) during the regular season, had only 3 extra-base hits in the National Final. The Wardogs had balance, a good scoring attack, decent starting pitching past National Pitcher of the Year, Roger Clemens (27-5, 2.67), a great bullpen and super defense (Ozzie Smith made only 3 errors). After winning in consecutive years, word has it that the franchise will be on a "house cleaning" and rebuilding program. To quote Wardog manager Rocky Hall, "It has been fun!"

For Carl Carpenter and his Sherlock C's, it was a disappointing finish to an otherwise super season. The C's became the first Wild Card team to make it to the TML World Series. The C's homerun power was there in the Series, but the runners were not. Also, the usually reliable C's bullpen fell apart (1-1, 8.06 in 22.1 innings) against Kentucky.

Congratulations to both Rocky and Carl for a fine season.



EXPOS

## KENTUCKY WARDOGS

Def DP: 1  
PIT Err: 0

PLAYER	AVG.	GP	AB	R	H	RBI	2B	3B	HR	BB	SO	E	SH	SF	SB	CS	WH
GEDMAN	1.000	2	1	1	1	1	0	0	0	0	0	0	0	0	0	0	0
MAZZILLI	.667	3	3	1	2	2	1	0	0	0	0	0	0	0	0	0	1
Oz SMITH	.429	5	21	4	9	2	1	0	0	1	2	0	0	0	0	0	0
RANDOLPH	.429	5	14	4	6	1	0	0	0	5	1	0	0	0	0	0	0
BOGGS	.368	5	19	5	7	4	0	1	0	4	3	0	0	1	0	0	0
SCHROEDER	.357	5	14	1	5	4	0	0	0	0	2	0	0	0	1	0	1
DAWSON	.348	5	23	4	8	7	1	0	2	1	2	0	0	0	0	0	1
LEMON	.333	5	18	2	6	3	2	0	0	1	4	0	0	0	0	0	0
TEUFEL	.286	5	14	1	4	2	1	0	0	2	2	0	0	1	0	0	0
O'NEILL	.250	2	4	1	1	0	0	0	0	0	0	0	0	0	0	0	0
MUMPHREY	.211	5	19	1	4	0	1	0	0	0	4	0	0	0	0	0	0
DWYER	.200	3	5	2	1	0	1	0	0	3	2	0	0	0	1	0	0
BROCK	.133	5	15	2	2	2	0	0	0	2	3	0	0	1	0	0	0
G. CARTER	.000	3	3	0	0	0	0	0	0	0	2	0	0	0	0	0	0
D. RAMOS	.000	1	2	0	0	0	0	0	0	0	0	0	0	0	0	0	0
<b>BAT TOTALS</b>	<b>.320</b>	<b>5</b>	<b>175</b>	<b>29</b>	<b>56</b>	<b>28</b>	<b>8</b>	<b>1</b>	<b>2</b>	<b>19</b>	<b>27</b>	<b>0</b>	<b>0</b>	<b>3</b>	<b>2</b>	<b>0</b>	<b>3</b>

PITCHER	ERA.	GS	GR	C6	Sho	IP	H	R	ER	HR	BB	SO	W	L	SV	RP
Mike WITT	0.00	1	0	0	0	4.0	2	0	0	0	3	2	0	0	0	0
John FRANCO	0.00	0	5	0	0	3.3	0	0	0	0	0	3	1	0	0	1
P. PEREZ	1.59	1	0	0	0	5.7	2	1	1	1	0	5	1	0	0	0
CLEMENS	1.93	2	0	0	0	9.3	6	2	2	2	3	7	0	0	0	0
BURKE	2.08	0	5	0	0	8.7	6	2	2	0	3	8	2	1	0	2
R. MURPHY	2.45	0	3	0	0	3.7	1	1	1	1	0	5	0	0	0	0
ONTIVEROS	2.70	1	0	0	0	3.3	2	1	1	0	1	2	0	0	0	0
WORRELL	9.82	0	5	0	0	3.7	3	4	4	1	2	5	0	0	3	3
F. WILLIAMS	13.50	0	4	0	0	3.3	9	5	5	4	0	2	0	0	0	0
<b>PIT TOTALS</b>	<b>3.20</b>	<b>5</b>	<b>22</b>	<b>0</b>	<b>0</b>	<b>45.0</b>	<b>31</b>	<b>16</b>	<b>16</b>	<b>9</b>	<b>12</b>	<b>39</b>	<b>4</b>	<b>1</b>	<b>3</b>	<b>6</b>

MVP - Tim BURKE

## SHERLOCK C's

Def DP: 5  
PIT Err: 1

PLAYER	AVG.	GP	AB	R	H	RBI	2B	3B	HR	BB	SO	E	SH	SF	SB	CS	WH
D. WHITE	1.000	3	2	2	2	0	0	0	0	0	0	0	0	0	0	0	0
DEER	.500	2	2	1	1	1	0	0	1	0	1	0	0	0	0	0	0
M. STANLEY	.400	5	5	1	2	0	1	0	0	1	0	1	0	0	0	0	0
Eric DAVIS	.263	5	19	4	5	4	1	0	3	1	5	0	0	0	3	0	0
H. REYNOLDS	.250	5	16	0	4	1	1	0	0	0	2	0	0	0	1	0	1
George BELL	.235	5	17	3	4	4	0	0	2	3	1	0	0	0	0	0	0
Jack HOWELL	.200	5	20	0	4	0	0	0	0	1	4	0	0	0	0	0	0
G. BRETT	.167	5	18	1	3	4	0	0	1	0	7	0	0	0	0	0	0
Van SLYKE	.150	5	20	3	3	1	0	0	1	1	7	0	0	0	1	0	0
ASHBY	.125	5	8	0	1	0	0	0	0	1	2	0	0	0	0	0	0
K. GIBSON	.111	5	18	1	2	1	1	0	1	2	5	0	0	0	0	0	0
MEACHAM	.000	5	6	0	0	0	0	0	0	0	2	0	0	0	0	0	0
O'NEILL	.000	5	5	0	0	0	0	0	0	0	1	0	0	0	0	0	0
AGUAYO	.000	4	4	0	0	0	0	0	0	0	2	1	0	0	0	0	0
TEUFEL	.000	2	2	0	0	0	0	0	0	2	0	0	0	0	0	0	0
M. LEE	.000	5	1	0	0	0	0	0	0	0	0	0	0	0	0	0	0
<b>BAT TOTALS</b>	<b>.190</b>	<b>5</b>	<b>163</b>	<b>16</b>	<b>31</b>	<b>16</b>	<b>4</b>	<b>0</b>	<b>9</b>	<b>12</b>	<b>39</b>	<b>3</b>	<b>0</b>	<b>0</b>	<b>5</b>	<b>0</b>	<b>1</b>

PITCHER	ERA.	GS	GR	C6	Sho	IP	H	R	ER	HR	BB	SO	W	L	SV	RP
HENNEMAN	0.00	0	5	0	0	9.7	6	0	0	0	1	8	1	0	0	1
LEIBRANDT	0.96	2	0	0	0	9.3	13	1	1	0	5	6	0	0	0	0
GOSSAGE	3.00	0	2	0	0	3.0	1	1	1	0	1	1	0	0	0	0
FRASER	4.32	2	0	0	0	8.3	10	4	4	1	2	7	0	2	0	0
Don ROBINSON	10.50	0	4	0	0	6.0	10	7	7	0	4	1	0	1	0	0
Dave SMITH	11.57	0	3	0	0	2.3	5	3	3	0	0	2	0	0	0	0
HOUGH	12.00	1	0	0	0	3.0	3	4	4	1	4	2	0	1	0	0
Jeff RUSSELL	60.75	0	2	0	0	1.3	8	9	9	0	2	0	0	0	0	0
<b>PIT TOTALS</b>	<b>6.07</b>	<b>5</b>	<b>16</b>	<b>0</b>	<b>0</b>	<b>43.0</b>	<b>56</b>	<b>29</b>	<b>29</b>	<b>2</b>	<b>19</b>	<b>27</b>	<b>1</b>	<b>4</b>	<b>0</b>	<b>1</b>

# TML All Stars

\* 93 \*

## NATIONAL ASSOCIATION ALL STARS

TM	PLAYER	AVG.	GP	AB	R	H	RBI	2B	3B	HR	BB	SO	E	SH	SF	SB	CS	WH
NY	1B-GUERRERO	.371	157	645	116	239	151	35	0	50	65	87	15	0	4	5	4	31
CS	2B-MOLITOR	.337	129	499	99	168	64	36	8	22	81	74	2	2	1	43	11	5
T6	3B-H. SCHMIDT	.302	152	582	103	176	141	27	0	41	81	95	10	0	6	3	0	22
T6	SS-TRAHNELL	.352	153	630	113	222	117	31	3	31	67	45	16	2	9	16	1	15
NY	OF-SWYNN	.393	159	680	146	267	83	47	20	5	61	34	6	1	6	71	14	5
GC	OF-PUCKETT	.355	152	629	105	223	109	34	6	41	37	104	3	0	3	10	10	7
BU	OF-STRAWBERRY	.279	154	574	121	160	128	30	2	57	106	126	15	0	3	17	13	11
NY	C-SANTIAGO	.301	153	631	69	190	74	43	2	16	17	123	12	1	4	18	7	4
BU	DH-ERIC DAVIS	.312	127	487	119	152	83	29	0	34	79	123	3	0	0	65	3	8
FR	RAY	.336	156	631	83	212	63	35	5	2	33	52	18	0	5	3	2	4
MT	MATTINGLY	.330	145	609	93	201	116	35	0	34	47	59	2	3	10	1	7	16
CS	RAINES	.329	146	617	126	203	54	32	10	18	73	56	6	0	1	53	7	9
KY	W. BOGGS	.321	147	591	111	190	73	39	4	19	108	48	15	0	2	2	4	10
GC	W. CLARK	.318	148	582	115	185	138	29	4	50	59	108	4	0	6	5	12	18
NY	DOWNING	.314	141	544	113	171	120	26	0	40	94	79	1	0	9	2	1	10
FR	Dwight EVANS	.297	158	586	94	174	121	27	2	39	115	96	5	0	6	2	3	13
KY	Dz SMITH	.285	155	627	101	179	49	38	3	0	90	54	3	4	1	35	3	6
PD	FSK	.275	139	501	74	138	78	31	1	25	55	80	6	0	2	3	5	8
BU	McGwire	.275	154	626	114	172	151	26	2	57	71	129	15	0	8	3	0	19
T6	SAMUEL	.267	157	651	116	174	116	30	15	29	58	147	14	0	10	28	11	15
BAT TOTALS		.318		11922	2131	3796	2009	660	87	610	1399	1719	171	13	96	385	118	236

TM	PITCHER	ERA	GS	GR	CS	Sho	IP	H	R	ER	HR	BB	SO	W	L	SV	RP
KY	SP-CLEMENS	2.67	36	0	10	2	276.3	225	87	82	35	74	214	27	5	0	0
ZR	RYAN	2.61	34	0	13	6	269.3	192	83	78	13	116	263	23	9	0	0
PE	VIDLA	2.66	36	0	25	8	305.0	249	98	90	22	86	242	21	13	0	0
ZR	KEY	2.67	36	0	16	4	285.3	258	98	91	21	71	203	22	12	0	0
NY	SUTCLIFFE	3.14	34	0	13	7	266.7	213	101	93	29	99	237	21	9	0	0
KY	WORRELL	2.85	0	75	0	0	94.7	84	31	30	10	23	73	4	6	54	58
ZR	Lee SMITH	1.57	0	62	0	0	74.3	41	14	13	6	28	76	3	1	51	54
BU	McGAFFIGAN	1.89	0	68	0	0	114.3	98	27	24	10	41	90	17	6	22	39
NY	J.D. ROBINSON	1.25	0	70	0	0	86.3	38	17	12	8	26	74	9	4	31	40
BO	Dave SMITH	2.43	0	49	0	0	55.7	50	17	15	5	14	46	5	9	30	35
PIT TOTALS		2.60	176	324	77	27	1826.0	1448	573	528	159	578	1518	152	74	188	226

## AMERICAN ASSOCIATION ALL STARS

TM	PLAYER	AVG.	GP	AB	R	H	RBI	2B	3B	HR	BB	SO	E	SH	SF	SB	CS	WH
OF	1B-McGwire	.281	151	588	108	165	180	23	3	66	79	109	8	0	7	1	1	26
TT	2B-SAMUEL	.272	156	643	94	175	82	28	15	26	48	165	22	0	4	28	5	8
NJ	3B-W. BOGGS	.346	152	602	121	208	103	33	6	30	120	59	10	0	8	6	3	5
LH	SS-TRAHNELL	.316	149	595	88	188	112	26	2	24	70	57	24	0	7	22	2	11
OF	OF-SWYNN	.366	154	644	113	236	87	38	10	4	54	47	8	0	5	61	10	9
FF	OF-GUERRERO	.385	153	636	131	245	176	29	3	47	67	105	8	0	11	6	5	21
SC	OF-G. BELL	.317	154	616	93	195	164	32	4	56	47	100	11	0	11	10	1	17
CF	C-SANTIAGO	.290	143	586	70	170	78	30	2	17	25	126	16	4	7	13	7	5
CF	DH-RAINES	.340	127	562	127	191	83	29	4	29	53	52	0	0	3	52	2	8
PA	MOLITOR	.359	131	476	120	171	63	33	10	23	78	77	10	4	0	48	6	5
FF	GREENWELL	.353	115	464	106	164	126	52	10	23	43	51	13	0	6	0	0	11
FF	Julio FRANCO	.348	119	488	103	170	55	23	7	10	58	43	15	2	3	29	5	8
OF	T. FERNANDEZ	.324	152	658	95	213	65	23	13	5	43	63	10	1	5	27	11	8
FF	YOUNT	.321	158	638	154	205	112	23	13	24	95	94	4	0	8	20	8	14
LH	Dale MURPHY	.304	156	638	121	194	130	38	0	44	86	137	7	0	1	11	9	19
LH	J. CLARK	.298	124	403	125	120	99	26	1	34	141	94	0	0	0	0	1	13
PS	WHITT	.291	135	481	38	140	53	27	0	15	42	54	7	0	1	1	3	3
WS	H. SCHMIDT	.289	151	605	103	175	131	21	0	47	66	84	19	0	4	0	1	12
RO	SANDBERG	.287	130	526	82	151	82	20	4	18	62	83	10	1	1	24	2	4
LH	DAWSON	.278	151	627	100	174	135	23	3	45	30	111	9	0	2	7	1	21
BAT TOTALS		.318		11476	2092	3650	2096	577	110	587	1307	1711	211	12	94	366	83	228

TM	PITCHER	ERA	GS	GR	CS	Sho	IP	H	R	ER	HR	BB	SO	W	L	SV	RP
CF	SP-RYAN	2.77	34	0	10	5	266.3	192	91	82	21	135	233	20	9	0	0
LH	J. MORRIS	3.00	34	0	18	1	285.0	193	104	95	42	113	238	23	7	0	0
PA	CLEMENS	2.87	36	0	12	2	298.0	250	100	95	26	92	232	18	13	0	0
LH	KEY	3.62	36	0	15	2	280.7	255	124	113	33	72	204	23	6	0	0
CF	SHOW	2.94	34	0	7	1	229.3	186	79	75	30	100	108	19	4	0	0
SK	WORRELL	3.12	0	68	0	0	95.3	81	34	33	14	41	70	12	11	29	41
ZZ	HENKE	3.51	0	69	0	0	100.0	91	43	39	13	33	93	9	11	36	45
PA	PLESAC	2.94	0	54	0	0	64.3	56	22	21	8	19	59	8	2	28	36
SC	Dave SMITH	1.87	0	50	0	0	82.0	61	23	17	8	23	92	10	8	23	33
LH	John FRANCO	3.00	0	54	0	0	69.0	60	24	23	9	23	51	4	4	29	33
PIT TOTALS		3.02	174	295	82	11	1770.0	1425	644	593	204	651	1380	146	75	145	188

# TML All Star Game

AMERICAN	AB	R	H	BI	NATIONAL	AB	R	H	BI
GWYNN, CF-LF-CI	4	1	1	0	GUERRERO, 1B	2	0	1	1
RAINES, LF	2	0	0	0	BOGGS, PH	1	0	0	0
YOUNT, CF	1	0	0	0	O. SMITH, SS	1	0	0	0
WHITT, PH-C	2	1	1	3	DW. EVANS, PH	1	0	0	0
BOGGS, 3B	2	0	0	0	TRAMMELL, SS	2	1	1	1
JU. FRANCO, PR	0	0	0	0	MATTEINGLY, 1B	1	0	0	0
M. SCHMIDT, 3B	2	1	1	1	FISK, C	1	1	1	0
MCGWIRE, 1B	4	1	1	0	PUCKETT, CF	4	0	0	0
J. CLARK, PH-DH	1	0	0	0	W. CLARK, 1B	2	1	1	2
G. BELL, RF	2	1	1	0	STRAWBERRY, DH	2	0	0	0
DA. MURPHY, RF-1	2	0	0	0	DOWNING, PH-DH	1	0	0	0
TRAMMELL, SS	2	1	1	4	MCGWIRE, PH-DH	1	1	1	1
MOLITOR, PH	1	1	0	0	M. SCHMIDT, 3B	4	0	2	0
DAWSON, RF	0	0	0	0	E. DAVIS, LF	4	0	1	0
SAMUEL, 2B	2	0	0	0	MOLITOR, 2B	2	0	0	0
GREENWELL, PH	1	1	1	2	SAMUEL, 2B	2	0	0	0
SANDBERG, 2B	1	1	1	0	GWYNN, RF	4	1	2	0
SANTIAGO, C	2	0	0	0					
T. FERN'DEZ, PH-S	2	0	0	0					
TOTALS	33	9	8	10	TOTALS	35	5	10	5

AMERICAN	0	4	0	0	0	0	2	1	3	--	10
NATIONAL	0	3	0	0	0	0	1	1	0	--	5

AMERICAN	IP	H	R	ER	HR	BB	SO
RYAN (WIN)	3	5	2	2	1	0	3
CLEMENS	2	1	0	0	0	0	1
SHOW	0.1	0	0	0	0	0	0
KEY	0.2	0	0	0	0	0	0
WORRELL	1.2	2	1	1	0	0	1
PLESAC	0.1	2	2	2	2	0	0
D. SMITH	0.2	1	0	0	0	0	1
HENKE	0.1	0	0	0	0	0	1
NATIONAL	IP	H	R	ER	HR	BB	SO
CLEMENS (LOSS)	3	4	4	4	1	0	3
RYAN	1	0	0	0	0	0	1
VIOLA	1	0	0	0	0	0	2
SUTCLIFFE	0.1	0	0	0	0	0	1
KEY	0.1	0	0	0	0	1	1
J. D. ROBINSON	0.2	0	0	0	0	0	2
MCGAFFIGAN	0.2	2	2	1	1	0	0
D. SMITH	1	1	1	1	1	0	0
L. SMITH	0.2	1	2	2	0	2	0
WORRELL	0.1	1	1	1	1	0	1

GAME WINNING RBI - ALAN TRAMMELL  
 E-RAINES(A), E. DAVIS(N). DP-NONE. LOB-AMERICAN 2,  
 NATIONAL 5. 2B-M. SCHMIDT(N). HR-TRAMMELL(N),  
 GREENWELL(A), M. SCHMIDT(A), W. CLARK(N), MCGWIRE(N),  
 WHITT(A). GRAND SLAM-TRAMMELL(A). SB-E. DAVIS(N) 2,  
 GWYNN(N) 2, SANTIAGO(N). CS-DAWSON(A). BB-BOGGS(A),  
 DAWSON(A), GWYNN(A). SO-BOGGS(A), SANTIAGO(A) 2,  
 MCGWIRE(A) 2, G. BELL(A), SAMUEL(A), YOUNT(A),  
 GUERRERO(A), DA. MURPHY(A), M. SCHMIDT(A), GUERRERO(N),  
 SANTIAGO(N), STRAWBERRY(N), GWYNN(N), O. SMITH(N),  
 SAMUEL(N), DW. EVANS(N).

THE NINTH ANNUAL TML ALL STAR GAME WAS A BLOWOUT BY THE AMERICAN ASSOCIATION, HIGHLIGHTED BY THE LONG BALL. THE AMERICAN HAS NOW WON SEVEN OF THE NINE ALL STAR GAMES.

THE EVENTUAL PITCHERS OF THE YEAR, NOLAN RYAN(A) AND ROGER CLEMENS(N) WERE SELECTED TO START FOR THEIR RESPECTIVE TEAMS. ALAN TRAMMELL SOCKED A SOLO HOMER OFF RYAN IN THE BOTTOM OF THE 1ST TO GIVE THE NATIONALS A SHORT-LIVED 1-0 LEAD, BECAUSE IN THE AMERICAN 2ND, THEIR TRAMMELL BELTED A GRAND SLAM OFF CLEMENS, FOLLOWING 3 STRAIGHT SINGLES BY MCGWIRE, GUERRERO AND GEORGE BELL. CLEMENS PITCHED OUT OF THE 2ND AND RETIRED THE SIDE IN ORDER IN HIS FINAL INNING OF WORK. RYAN WAS NICKED FOR ANOTHER RUN IN THE 3RD, WHEN GWYNN SINGLED, STOLE 2ND & 3RD, AND SCORED ON GUERRERO'S SINGLE. THE NATIONALS ENDED UP STEALING 5 BASES WHILE RYAN WAS ON THE MOUND. THE SCORE REMAINED 4-2 AMERICAN THROUGH 6 INNINGS, AS THE TWO BULLPENS DID THEIR JOB. THE AMERICANS BLEW THE GAME OPEN IN THE 7TH WHEN GREENWELL HIT A PINCH-HIT, 2-RUN HOMER, FOLLOWING AN ERIC DAVIS ERROR. MIKE SCHMIDT MADE IT 7-2 AMERICAN WHEN HE LED OFF THE 8TH WITH A HOMERUN. THE NATIONALS STAGED A COMEBACK ATTEMPT IN THEIR HALF OF THE 8TH, WHEN WILL CLARK BELTED A 2-RUN HOMER AND MCGWIRE FOLLOWED WITH A BACK-TO-BACK (PINCH-HIT) HOMERUN, THAT CLOSED THE GAP TO 7-5. THE AMERICANS STRUCK AGAIN IN THE 9TH, WHEN ERNIE WHITT, OF ALL PEOPLE, BLASTED A 3-RUN HOMER OFF TML RELIEF STAR, TODD WORRELL. THE AMERICANS CARRIED THE 10-5 LEAD INTO THE BOTTOM OF THE 9TH. DAVE SMITH AND TOM HENKE HELD THE NATIONALS SCORELESS, ONLY ALLOWING A 2-OUT SINGLE TO GWYNN.

THE MVP AWARD WAS GIVEN TO THE AMERICANS' ALAN TRAMMELL FOR HIS 2ND INNING GRAND SLAM THAT SET THE TONE OF THE GAME AND GOT THE AMERICANS OFF AND RUNNING TO THEIR 7TH ALL STAR GAME VICTORY.

**MVP** ALAN TRAMMELL



AMERICAN: 1B-G.DAVIS(ZZ) 2B-WIGGINS(SR) SS-SCHOFIELD(ZZ) 3B-DECINCES(PG) OF-REDUS(CL) OF-DEER(SC) OF-O.MCDOWELL(ZZ) C-STEINBACH(ZZ) DH-G.WARD(CL) SP-E.BELL(PS) <- R.THOMPSON(TC) D.HILL(BF), A.THOMAS(PG), SVEUM(WS), V.LAW(SR), LN.PARRISH(SR), DOWNING(SR), BO JACKSON(SK), JODY DAVIS(SK), CANSECO(DP), G.CARTER(BH), BILL LONG(NJ), FLANAGAN(SR), M.COOK(SR), SOTO(TC), WOJNA(BF), PLUNK(BF), PORTUGAL(PG), PACILLO(PG), CADARET(DP).

NATIONAL: 1B-BUCKNER(BB) 2B-BACKMAN(PE) SS-SNYDER(CS) 3B-JACK HOWELL(CS) OF-RICE(FR) OF-DEER(RR) OF-JEFFERSON(NB) C-T.PENA(OK) DH-G.WARD(NB) SP-KNEPPER(FR) <- SCHOFIELD(NY), B.LARKIN(AO), MORRISON(RR), VALLE(RR), BUECHELE(OK), GRUBER(SS), GAETTI(BO), PARKER(ZR), T.KENNEDY(GC), JODY DAVIS(NB), REG JACKSON(BB), J.DELEON(CS), PLUNK(CS), BOSIO(MO), CLEMENTS(MO), TIBBS(OK), THURMOND(FR), BERENGUER(PO), J.NUNEZ(GC), LEFTERTS(TG).

# TML No-Star Game

AMERICAN	AB	R	H	BI	NATIONAL	AB	R	H	BI
REDUS, LF	1	0	0	0	BUCKNER, 1B	2	0	0	0
SVEUM, PH-SS	3	0	1	2	T.KENNEDY, C	1	0	0	0
JODY DAVIS, C	3	0	0	0	JODY DAVIS, PH-C	2	0	0	0
G.WARD, DH	2	0	0	0	JEFFERSON, CF	4	3	3	0
DOWNING, PH-DH	5	1	1	1	J.HOWELL, 3B	1	0	0	0
DEER, RF	6	0	2	1	BUECHELE, 3B	1	0	0	0
SCHOFIELD, SS	1	0	0	0	GAETTI, 3B	3	2	2	2
V.LAW, PH-1B	2	0	0	1	T.PENA, C	2	0	1	1
G.CARTER, PH-1B	3	0	0	0	VALLE, 1B	4	1	2	0
STEINBACH, C	2	0	1	0	BACKMAN, 2B	3	1	1	1
D.HILL, PR-3B	1	1	0	0	B.LARKIN, SS	1	0	0	0
O.MCDOWELL, CF	1	0	0	0	GRUBER, PH	1	0	0	0
CANSECO, LF	5	1	1	1	SCHOFIELD, SS	3	0	2	2
GLN.DAVIS, 1B	1	0	1	0	DEER, RF-LF	5	0	0	0
B.JACK'N, PR-LF	5	1	2	0	G.WARD, DH	2	0	1	0
WIGGINS, 2B	1	0	1	0	EG.JACK'N, PH-DI	3	0	0	0
LN.PARRISH, C	2	1	2	0	RICE, LF	1	0	0	0
A.THOMAS, PR-SS	2	3	1	1	PARKER, PH-RF	4	0	0	0
TOTALS	46	8	13	7	TOTALS	45	7	12	6

THE FIFTH MEMORIAL NO-STAR GAME WAS PLAYED ON A PARCHED FIELD IN CENTRAL OKLAHOMA DURING THE LATEST SIEGE OF THE DUST BOWL. FOR THE SECOND STRAIGHT YEAR, THE NO-STAR GAME WENT INTO EXTRA-INNINGS, WHICH PUT THE ORGANIZERS OF THE GAME INTO "DEEP DO-DO."

ERIC BELL, A TML RECORD 32-GAME LOSER, STARTED FOR THE AMERICAN AND GAVE UP A 2ND INNING HOMER TO WALLY BACKMAN, WHO HAD NOT HIT ONE IN 358 AT BATS FOR PORT ELIZABETH. TONY PENNA'S RBI-DOUBLE IN THE 3RD PUT THE NATIONALS UP 2-0, BUT THE NATIONALS PLAYED INTO THE AMERICANS' HANDS BY ALLOWING ERIC PLUNK TO START THE 5TH. AN RBI-DOUBLE BY DOWNING AND A SF BY VANCE LAW QUICKLY TIED THE GAME. DALE SVEUM DOUBLED IN 2 MORE IN THE 6TH TO GIVE THE AMERICANS A 4-2 LEAD. BUT AGAIN, PLUNK CAME IN, THIS TIME FOR THE AMERICANS, TO YIELD A 2-RUN HOMER TO GAETTI AND A RUN-SCORING WP TO GIVE THE NATIONALS A 5-4 LEAD. BUT, GAETTI GIVETH AND GAETTI TAKETH AWAY FOR THE NATIONALS. HE COMMITTED FIELDING ERRORS IN BOTH THE 8TH & 9TH, WHICH ACCOUNTED FOR 2 OF THE 3 AMERICAN RUNS AND A RESULTING 7-4 AMERICAN LEAD. THEN, AMERICAN "ACE HARDWARE" BULLPEN TORCH MIKE COOK (10.07 ERA FOR SALT RIVER) YIELDED A 2-OUT, 2-RUN SINGLE BY SCHOFIELD TO TIE THE GAME. FINALLY, IN THE 12TH, BOB DEER'S 2-OUT DOUBLE DROVE HOME ANDRES THOMAS TO PUT THE AMERICANS UP 8-7. BILL LONG EARNED THE WIN, RETIRING ALL 10 NATIONAL BATTERS HE FACED!

THE ONLY CHOICE FOR LVP WAS THE AMERICANS' ERIC PLUNK WHO FACED 4 BATTERS IN THE 7TH AND GAVE UP A 2-RUN HOMER, TRIPLE, WALK, WILD PITCH AND A SINGLE. THE ONLY OUT CREDITED TO HIM WAS WHEN BO JACKSON THREW OUT A RUNNER TRYING TO SCORE ON THE SINGLE. PLUNK NARROWLY BEAT OUT THE NATIONAL ERIC PLUNK, WHO ALSO YIELDED 2 RUNS AND, 3 HITS IN ONE-THIRD OF AN INNING!

## LVP ERIC PLUNK (A)

AMERICAN	0	0	0	0	2	2	0	1	2	0	0	1	--	8
NATIONAL	0	1	1	0	0	0	3	0	2	0	0	0	--	7

AMERICAN	IP	H	R	ER	HR	BB	SO
E.BELL	2	3	1	1	1	0	1
FLANAGAN	2	2	1	1	0	1	1
SOTO	1	1	0	0	0	0	1
PORTUGAL	0.1	1	0	0	0	0	0
WOJNA	0.2	0	0	0	0	1	1
CADARET	0.2	0	1	1	0	1	0
PLUNK	0.1	3	2	2	1	1	0
PACILLO	1	0	0	0	0	0	0
M.COOK	0.2	2	2	1	0	1	2
B.LONG (WIN)	3.1	0	0	0	0	0	4

NATIONAL	IP	H	R	ER	HR	BB	SO
KNEPPER	2+	2	0	0	0	0	3
BOSIO	1.1	1	0	0	0	0	1
BERENGUER	0.2	0	0	0	0	1	1
PLUNK	0.1	3	2	2	0	0	0
DELEON	1	2	1	1	0	0	1
TIBBS	0.2	2	1	1	0	0	0
CLEMENTS	1	2	2	1	0	0	1
J.NUNEZ	1.1	2	0	0	0	0	2
THURMOND	0.2	2	1	1	0	0	0
LEFTERTS	3	1	1	1	0	2	1

\* PITCHED TO TWO BATTERS IN THE 3RD

GAME WINNING RBI - BOB DEER  
E-GAETTI(N) 2, DEER(A). DP- NATIONAL 1. LOB-AMERICAN 14, NATIONAL 8. 2B-T.PENA(N), STEINBACH(A), DOWNING(A), R.THOMPSON(A), SVEUM(A), VALLE(N), A.THOMAS(A), DECINCES(A), DEER(A). 3B-VALLE(N). HR-BACKMAN(N), GAETTI(N). SB-REDUS(A), JEFFERSON(N) 2, DEER(A), A.THOMAS(A). SF-V.LAW(A). BB-DECINCES(A), DEER(A), A.THOMAS(A), J.HOWELL(N), DEER(N), JEFFERSON(N) 2, BACKMAN(N). SO-STEINBACH(A), DECINCES(A) 2, O.MCDOWELL(A), SVEUM(A), B.JACKSON(A), V.LAW(A), DOWNING(A) 2, R.THOMPSON(A), DEER(N) 3, BUCKNER(N), T.KENNEDY(N), REG JACKSON(N) 2, VALLE(N) 2, MORRISON(N). GIDP-JODY DAVIS(A). WP-PLUNK(A), THURMOND(N).

# TML Feedback

\* 97 \*

- EXCELLENT WORK OF "TML CENTRAL" AND GOOD FRIENDS MAKE TML A GREAT LEAGUE. (YES, BOB W., THAT INCLUDES YOU TOO! (ROGERS)
- NICE, NICE, VERY NICE. (GRAHAM)
- DON'T GET ME STARTED ON THE LACK OF FOLLOWING INSTRUCTIONS AGAIN. (GATTO)
- BY FAR, THE BEST LEAGUE I'VE EVER PLAYED IN AND I'VE PLAYED IN MAIL LEAGUES FOR 16 YEARS. (RUMSEY)
- GREAT FUN. BUT, I MISS YOU EX-LOCAL GUYS FLUNG TO THREE OF THE FOUR CORNERS OF THE WORLD. NOT KEEN ON ROAD RESULTS WHICH DIFFER DRAMATICALLY FROM THE REST OF THE SEASON. (SHORT)
- IT CAN'T GET ANY BETTER THAN THIS! MIKE AND JIM CONTINUE TO OPERATE A FIRST CLASS ORGANIZATION AND MAKE LIFE A LITTLE MORE WHORTWHILE. THANKS. (ROSE)
- WHY ARE THE AMERICAN ASSOCIATION DIVISIONS NAMED AFTER NATIONAL LEAGUE PLAYERS? (ADAMS)
- AS MUCH FUN AS ALWAYS ... IF ONLY THE GAME COULD COMPARE. (PERROTTI)
- KEEP IT GOING GUYS. (BAILEY)
- CONTINUED EXCELLENCE IN TABLETOP GAMING. (HETTERICH)
- LEAGUE SEEMS TO HAVE SLIPPED A DEGREE THIS YEAR! LEADERSHIP STILL A "10" BUT MEMBERSHIP (NATIONAL) SEEMS TO BE GETTING COMPLACENT. IS BOREDOM SETTING IN? I HOPE NOT. (STEINMETZ)
- GREAT PEOPLE ... LOUSY GAME. (KOPP)
- KEEP UP THE GOOD WORK!! (AMEEN)
- I JUST HOPE THAT REPLAY DOES THE NATIONAL LEAGUE PITCHERS CORRECTLY THIS YEAR! (CARPENTER)
- VERY ENJOYABLE. STILL THINK L&M SHOULD BE DISMANTLED AT LEAST EVERY OTHER YEAR. (FLEMING)
- NOW THAT I'VE SEEN THE LEAGUE FROM BOTH SIDES, I CAN REALLY APPRECIATE WHAT THE COMMISSIONERS DO. THANKS MIKE AND JIM. KEEP UP THE GOOD WORK. (SAKLOSKY)
- BEST LEAGUE AROUND ... NO QUESTION. (GEIGER)
- VERY GOOD. THE NEWSLETTER'S ALWAYS ON TIME. (CLAYMAN)
- WHILE WORKING ON A NEW JOB, I ONLY HAD TIME FOR THE TML ONCE EVERY 3 WEEKS, BUT IT WAS A GREAT BREAK! THAT'S WHAT A HOBBY IS ALL ABOUT, FOLKS! (WEISMAN)
- WE NEED TO EXPAND!! REPLAY IS NOT A BAD GAME. THE 20-TEAM FORMAT HURTS THE REALISM. (WADE)
- LET'S HIT THOSE DEADLINES OR THIS COLUMN WON'T BE NECESSARY. (C. LENTINE)
- BEST LEAGUE ... MAKES THE HOBBY VERY ENJOYABLE. (GAIGE)
- SUPERB LEAGUE. (PITNER)
- I STILL ENJOY TML TREMENDOUSLY. (GOLDBERG)
- LOOKING FORWARD TO MY FIRST YEAR. (MOWRY)
- AS THIS IS MY FIRST YEAR, I TRULY ENJOYED IT. (STORY)
- PROBABLY AS PLEASURABLE AS SEX, WITH LESS THE MESS AND NO RISK OF AIDS. BY THE WAY, IF MY DAUGHTER IS BORN SHOELLESS, ARTHUR BETTER WATCH OUT.
- DISLIKES: LATE INSTRUCTIONS, LATE STATS, PEOPLE FAILING TO ANSWER TRADE INQUIRIES; LIKES: FELLOWSHIP, TRADING, WINNING. (HALL)
- ORGANIZATION IS GREAT, GAME GETTING BETTER BUT STILL NOT AT A LEVEL WITH THE LEAGUE QUALITY. (F. LENTINE)
- ENJOY ALL THE FRIENDS I MADE IN THE TML; A GREAT BUNCH OF CRAZIES. STILL DON'T LIKE THE GAME ITSELF. (LANTZ)
- HATE THE NEW GAME, BUT THE LEAGUE IS STILL FIRST RATE. (ALBANESE)
- AFTER PUTTING ALL 60 SUMMER STRETCH STATS INTO THE COMPUTER IN A HAZY 24 HOUR PERIOD, MY ONE COMMENT (IN TWO PARTS) IS A) I DON'T KNOW HOW MIKE PUT IN ALL 240 OF THOSE SUCKERS IN 1980, AND B) I'M GLAD I WASN'T MIKE LANDIN DURING THE SUMMER STRETCH IN 1980. (PERTIERRA)
- THANKS FOR THE YEARS. (MAHAN)
- DURING THE LAST TWO SEASONS, TOO MUCH RESPONSIBILITY IS LAID ON THE HOME MANAGERS REGARDING PLAYER AT-BAT LIMITATIONS AND PITCHER APPEARANCE LIMITS. DURING ME SERIES 11 & 12, I HAD 8 & 7 HITTERS, RESPECTIVELY, TO TRACK FOR THE VISITING TEAM. WHY CAN'T THESE MANAGERS LIMIT THEIR PLAYERS AT HOME AND ALLOW ENOUGH AT BATS TO COVER THE AWAY SERIES. IT BECOMES THE HOME MANAGER'S BURDEN AND I THINK IT'S UNFAIR AND UNNECESSARY WHEN IT EXTENDS BEYOND 2 OR 3 PLAYERS. I PRIDE MYSELF ON MAKING PLAYER MANIPULATION AS SIMPLE AS POSSIBLE FOR THE OTHER MANAGER. MAKING ME RESPONSIBLE FOR SOMETHING THAT SHOULD'VE BEEN TAKEN CARE OF THROUGHOUT THE SEASON IS BOTH RUDE AND IRRESPONSIBLE! (FAVER)
- I DON'T KNOW IF I CAN HANG ON WITHOUT BRUCE. HIS LOSS COULD BE CATASTROPHIC FOR US "LOSERS." (ZUCHOWSKI)
- LOVE IT. HATE TO SEE GOOD MANAGERS AND FRIENDS LEAVE. I'LL MISS 'EM. THANKS AGAIN TERI. (ALEER)
- STILL THE BEST. (SCHEMBARI)
- IT'S ALWAYS WORTH REPEATING: THANKS TO JIM FOR HIS "CO-LEADERSHIP" AND TO RICH FOR ALL HIS "PRICELESS" TIME AND EFFORT. LIKES: MY MAC-PLUS COMPUTER, WATCHING THE OAKLAND A'S HIGHLIGHTS ON THE ESPN LATE-NIGHT (2:30 AM) SPORTSCENTER (ON TAPE, OF COURSE), TML COMPETITION, NEW & OLD FRIENDSHIPS, UMPIRING. DISLIKES: MANAGERS QUITTING IN SERIES 12 BY DISAPPEARING FROM EARTH, LATE "ANYTHING", HEARING THE SOMETHING IS "IN THE MAIL", GETTING BACK ROAD RESULTS WITH THE FIRST LINE OF AN ENCLOSED LETTER STARTING WITH THE WORDS, "YOU'RE NOT GOING TO BELIEVE THIS, BUT ...." (LANDIN)