

# **1983 YEARBOOK**

**SEASON 4**

**Champion**

**Toledo Tomcats**



# Table of Contents

<b>THE MAJOR LEAGUE - 1983 (by Jim Pertierra)</b> .....	<b>1</b>
---	----------

Player & Pitcher of the Year .....	3
------------------------------------	---

Final American Association Stats .....	5
--	---

Rookie of the Year Awards .....	11
---------------------------------	----

Final American Association Standings .....	12
--	----

The American Game in Review - 1983 (by Tom Kopp) .....	13
--	----

## **Individual Team Pages:**

Addison Arrows (AA) .....	15
---------------------------	----

Boulder Livingjas (BL) .....	16
------------------------------	----

Chicago Bruins (CB) .....	17
---------------------------	----

Cuyahoga Falls Fungos (CF) .....	18
----------------------------------	----

Elk Grove Skyhawks (EG) .....	19
-------------------------------	----

Firestone Parkers (FP) .....	20
------------------------------	----

Harbor Beach Hurons (HB) .....	21
--------------------------------	----

Hudson Hornets (HD) .....	22
---------------------------	----

Keflavik Stingray (KS) .....	23
------------------------------	----

L&M Librae (LM) .....	24
-----------------------	----

Morehead Eagles (ME) .....	25
----------------------------	----

Pacific Goldeyes (PG) .....	26
-----------------------------	----

Philadelphia Blue Jays (PA) .....	27
-----------------------------------	----

Rhode Island Reds (RI) .....	28
------------------------------	----

Rockford Radar (RO) .....	29
---------------------------	----

Salt River Stompers (SR) .....	30
--------------------------------	----

Sherlock C's (SC) .....	31
-------------------------	----

Somerset Storm (ST) .....	32
---------------------------	----

Toledo Tomcats (TT) .....	33
---------------------------	----

Wallhaven Offers (WV) .....	34
-----------------------------	----

Stat Key .....	35
----------------	----

Final National Association Standings .....	36
--	----

UConn Micks (UC) .....	37
------------------------	----

Oceanica Cyclones (OC) .....	38
------------------------------	----

All Star Teams .....	68
----------------------	----

American Western Conference Playoff .....	71
---	----

American Global Conference Playoff .....	73
--	----

American Association Championship .....	79
---	----

TML World Series - Toledo vs. UConn .....	83
---	----

TML Feedback .....	87
--------------------	----

*(Cover Design & Yearbook Layout by Mike Landin)*

# The Major League

1983

by Jim Pertierra

\* 1 \*

Chapter 4 of the TML Book is now closed and, by all criteria, it was not only a successful but a relatively tranquil year. The inevitable losses during the course of the season were hard to handle as we lost charter members Mike Bravard and Pete Bolduc, as well as Geoff Ackley, Ed Laing, Gil LeClerc, Dave Scott as well as Dave Yamin for awhile. As always, they are being replaced by high caliber people like Ted Marconi, Larry Smith, Bob Weisman, Larry Rumsey, Ron Helsel, & Richard Berg. Mike Landin has abandoned ship on the most successful National Association team in terms of wins and taken over the most successful American Association team in Boulder/Darkfyre. The losses were seemingly insurmountable, but as long as we can replace quality with quality the future is anything but bleak.

TML IV kicked off with the usual cleanout of almost all the good rookies in the rookie draft, which made the annual February madness at Mike's house not as life or death pick wise. It was a gathering of long established good friends. TMLers Landin, Kopp, Albanese, Mayko, Moore, Schembari, Alber, Lentine & Lentine, Hall, Goldberg, Vincent, Clark, Pittner and Pertierra all were in attendance at the annual highlight of the TML year - the Free Agent Draft.

I know that I always stress this in this Yearbook Section, and I will again, Free Agent Day is one continuous party. From the duck calls, harrassment, trading to the last departure on Sunday, the day is so special to me and I hope to each of you who seems to make that effort to be in Metropolitan Cohoes on Draft Day. There were several twists to this year's draft. First off, Mike Landin baked a cake and Rich Goldberg bought one. Mike's went that day, I ate the last of Rich's in July. After the draft, 7 National Association managers went to my apartment for an all night tournament with our respective teams and several pizzas. (Janet had wisely left town for the weekend). For the first time, the TML was represented in the Schenectady Press Tournament as Captain Frank Lentine led Larry Alber, Bruce Clark, Dave Pittner and myself into action (and out of the money) late Sunday afternoon. It was loud and uproarious as expected. The surprising thing is that we each broke 500. As I write this, the Five Neat Guys are preparing for a second assault on Schenectady with, hopefully, better results. One side note, all the action at the alleys did not prevent Rocky, Rich and Chris from making a lot of deals when they were supposedly rooting us on. The highlight was Dave picking up the 5 pin when missing it would have meant him losing Rickey Henderson to Larry. A truly pressure packed shot!

## Continued

This year's draft should be our most heavily attended with newcomers Larry Smith, Bob Weisman, Rich Berg & Dennis Gaige all in attendance as well as Associate Gerry Klug and several members of his New Jersey based face to face league swelling our ranks. Again, I can not over emphasize the importance of that day in the overall scheme of TML matters.

TML records fell all over the place during the season. Rickey Henderson's monumental stolen base achievement, Mario Soto whiffing everyone in site, the achievement's of Toby Harrah, Leon Durham and Willie Wilson in individual categories. Bill Caudill leading 4 National Association pitchers to a decimation of the previous relief records. Oceanica and New York breaking most of the batting records in the TML. It was good to get back to a 160 game schedule, but the shortened 1982 schedule left playing those 8 game series and they were long.

New teams abounded in the playoffs as last year's playoff teams, Chicago, Cuyahoga Falls, Boulder, Augsburg, Troy, Zaca's and Mohawk Trail were replaced by first time playoff teams, Firestone, Toledo, Salt River, L&M, New York, Uconn and Commack. The only repeater, as they were last year, was Woodsbend. For the fourth straight year a new champion was crowned in the wrecking crew from Toledo. For Bill Parks and Mike Moore, the two finalists, it was definitely a 4 year haul to the penthouse as they both escaped the TML I cellar to emerge as their respective Association champions.

All this tends to point out the overall balance of the TML. New champions tend to emerge every year. This does not mean that there tends to be a turnover of strong teams. It does seem like new teams are emerging to challenge the already established teams as challengers. For example, Woodsbend/Kentucky has won the Aaron Division the last three years running. Dayton has emerged in the past two seasons as a strong contender and now both Auburn and Three Mile Island are just about to move towards the head of the class. Auburn in fact, never having won a division title has the third best won lost percentage in the National Association.

I think that, as the TML moves into it's fifth season we have two great strengths - friendship and good natured competition. This year, the winning became secondary to me, and I had my best season. The two highlights of the competitive year for me were two losing series. At the convention Dave Pittner swept me in six close games. Even while losing, we were able to enjoy each other's company and really wing the dice around. The second series was the 7 game struggle with Mike Moore for the National Association title. Mike and I have been in Leagues together for seven years and have never played face to face. To lose to these two fine gentlemen was no disgrace.

I hope each of you has the opportunity to face like competition. I'm sure in your TML career you will!

*Jim Pentecost*

# American

\* 3 \*



M V P



Cy Young

# National



M V P



Cy Young

M V P	1	2	3	4	5	6	7	8	9	10	TOTAL
H. McRae	5	5	3	1	1	1	1	0	1	1	159
Dale MURPHY	3	4	1	4	2	4	0	1	1	0	148
Mike SCHMIDT	3	3	2	2	5	1	0	0	0	0	131
WINFIELD	2	1	2	5	0	0	3	2	0	0	104
Lnce PARRISH	0	0	6	0	1	2	1	0	0	2	70
R. HENDERSON	1	3	0	1	0	2	1	1	0	0	64
MADLOCK	2	0	1	0	0	3	1	2	1	0	61
OGLIVIE	1	1	0	1	3	2	0	0	0	0	57
RICE	0	1	2	0	1	2	1	3	0	2	56
G. THOMAS	1	0	1	0	1	1	1	2	2	2	48
ROGERS	1	0	0	2	1	0	0	1	0	2	38
SHOW	1	1	0	0	0	0	2	0	1	0	32
RIPKEN	0	0	0	1	1	1	1	1	1	2	29
ANDUJAR	0	0	1	1	0	0	0	3	0	3	27
YOUNT	0	0	0	0	0	0	3	1	1	2	19
HORNER	0	0	0	0	1	0	1	1	1	1	16
F. WHITE	0	0	0	0	2	0	0	0	1	0	14
OLIVER	0	0	0	0	0	0	2	0	2	2	14
HAFRAH	0	0	0	0	0	1	1	1	0	0	12
L. DeLEON	0	1	0	0	0	0	0	0	1	0	11
J. THOMPSON	0	0	0	0	0	0	1	0	3	0	10
W. BOGGS	0	0	1	0	0	0	0	0	0	0	8
Joe NIEKRO	0	0	0	0	1	0	0	0	1	0	8
S. HOME	0	0	0	1	0	0	0	0	0	0	7
W. WILSON	0	0	0	1	0	0	0	0	0	0	7
CHAMBLISS	0	0	0	0	0	0	0	1	1	0	5
COOPER	0	0	0	0	0	0	0	0	1	0	2
RYAN	0	0	0	0	0	0	0	0	1	0	2
DURHAM	0	0	0	0	0	0	0	0	0	1	1

## American Balloting

C Y YOUNG	1	2	3	TOTAL
S. Rogers	11	6	3	76
ANDUJAR	3	9	5	47
SHOW	4	3	3	32
Joe NIEKRO	1	1	4	12
S. HOME	1	1	0	8
L. DeLEON	0	0	2	2
CAUDILL	0	0	1	1
GARBER	0	0	1	1
RYAN	0	0	1	1

In the closest balloting ever in TML history, Hal McRae of the Rhode Island Reds was selected MVP of the American Association by drawing only 5 1st place votes, but a total of 159 MVP points. In a very close 2nd, the Librae's Dale Murphy collected 148 points! Not far behind were Mike Schmidt and Dave Winfield with 131 and 104 points, respectively.

Steve Rogers of the Rockford Radar was voted the Cy Young of the American Association by drawing 11 1st place votes and 76 total points. Joaquin Andujar and Eric Show were 2nd & 3rd with 47 and 32 points, respectively.

M V P	1	2	3	4	5	6	7	8	9	10	TOTAL
L. Durham	16	2	2	0	0	0	0	0	0	0	242
YOUNT	2	7	4	1	2	2	1	1	0	0	157
W. WILSON	0	7	0	3	0	2	0	0	3	1	101
Lon SMITH	1	0	5	4	1	1	1	0	1	1	99
McRAE	0	0	1	2	3	3	2	2	2	1	74
Dale MURPHY	0	1	0	2	3	1	3	1	1	3	66
HORNER	0	0	4	1	1	0	2	1	1	1	59
Reg JACKSON	0	1	0	1	0	3	2	4	2	2	57
SOTO	0	2	2	1	1	1	1	0	0	0	56
R. HENDERSON	0	0	1	2	0	0	0	2	3	0	34
CAUDILL	0	0	1	1	2	1	0	0	0	0	32
T. KENNEDY	0	0	0	0	1	2	1	0	0	0	20
ROGERS	0	0	0	0	2	1	0	0	0	1	18
OLIVER	0	0	0	0	0	1	1	2	0	1	16
SUTCLIFFE	0	0	0	0	1	0	1	1	1	0	15
LOMENSTEIN	1	0	0	0	0	0	0	0	0	1	14
Ed MURRAY	0	0	0	0	0	1	0	1	1	0	10
CARLTON	0	0	0	1	0	0	0	0	1	0	9
WALLACH	0	0	0	0	1	0	0	0	1	0	8
Dw. EVANS	0	0	0	0	0	0	1	1	0	1	8
THORNTON	0	0	0	1	0	0	0	0	0	0	7
P. GUERRERO	0	0	0	0	1	0	0	0	0	0	6
Oz SMITH	0	0	0	0	1	0	0	0	0	0	6
ANDUJAR	0	0	0	0	0	1	0	0	0	1	6
GOSSAGE	0	0	0	0	0	0	1	0	1	0	6
MINTON	0	0	0	0	0	0	1	0	0	1	5
OGLIVIE	0	0	0	0	0	0	1	0	0	0	4
Mike SCHMIDT	0	0	0	0	0	0	1	0	0	0	4
GULLICKSON	0	0	0	0	0	0	0	1	0	1	4
GARBER	0	0	0	0	0	0	0	1	0	0	3
D. KINGMAN	0	0	0	0	0	0	0	1	0	0	3
Lnce PARRISH	0	0	0	0	0	0	0	1	0	0	3
T. PENA	0	0	0	0	0	0	0	0	1	1	3
MADLOCK	0	0	0	0	0	0	0	0	1	0	2
MOLITOR	0	0	0	0	0	0	0	0	0	1	1
G. THOMAS	0	0	0	0	0	0	0	0	0	1	1
WARD	0	0	0	0	0	0	0	0	0	1	1

## National Balloting

C Y YOUNG	1	2	3	TOTAL
M. Soto	16	2	1	87
ROGERS	0	7	1	22
GOSSAGE	2	2	1	17
CAUDILL	1	3	2	16
SUTCLIFFE	0	4	4	16
GULLICKSON	1	0	4	9
ANDUJAR	0	2	1	7
CARLTON	0	0	3	3
MINTON	0	0	2	2
Joe NIEKRO	0	0	1	1

New York's Leon Durham literally ran away with the National Association MVP balloting with a TML record 242 MVP points, including 16 1st place votes! Robin Yount was a distant 2nd with 157 points. Durham's teammates Willie Wilson and Lonnie Smith finished 3rd & 4th with 101 and 99 points, respectively.

Mario Soto of the Woodsbend Wardogs was voted the Cy Young of the National Association, also by a wide margin. Soto drew 16 1st place votes and a total of 87 points. Teammate Steve Rogers finished a very distant 2nd, with 22 total points.



# American Association

\* 5 \*

BATTING LEADERS  
(STAT INPUT BY MIKE LANDIN)  
THRU: SERIES 12

12/4/83

## TOP 20 HITTERS (400 OR MORE AT BATS)

1. McRAE	(RHODE ISLAND)	.349
2. W. WILSON	(BOULDER )	.337
3. W. BOGGS	(KEFLAVIK )	.336
4. RICE	(CUYAHOGA )	.336
5. F. WHITE	(HARBOR BEACH)	.325
6. A. OLIVER	(BOULDER )	.324
7. MADLOCK	(SALT RIVER )	.323
8. Ed MURRAY	(BOULDER )	.313
9. C. COOPER	(CHICAGO )	.312
10. MUMPHREY	(PHILADELPHIA)	.310
11. YOUNT	(TOLEDO )	.308
12. CAREW	(TOLEDO )	.306
13. D. GARCIA	(SOMERSET )	.301
14. REMY	(ADDISON )	.301
15. DURHAM	(HARBOR BEACH)	.297
16. T. KENNEDY	(TOLEDO )	.294
17. WARD	(ROCKFORD )	.294
18. D. CONCEPCION	(KEFLAVIK )	.294
19. GARNER	(KEFLAVIK )	.293
20. HRBEK	(KEFLAVIK )	.293

## DOUBLES

F. WHITE	(HB)	56
McRAE	(RI)	52
KNIGHT	(FP)	49
WALLACH	(KS)	43
T. KENNEDY	(TT)	41
LYNN	(SR)	41
WARD	(RO)	40
BRUNANSKY	(SC)	40
MADLOCK	(SR)	39
DeCINCES	(PG)	39

## TRIPLES

MOSEBY	(ME)	14
MUMPHREY	(PA)	14
O. MORENO	(ME)	12
YOUNT	(TT)	11
MANY TIED WITH		10
MANY TIED WITH		10
MANY TIED WITH		10
MANY TIED WITH		10
MANY TIED WITH		10
MANY TIED WITH		10

## HOMERUNS

HORNER	(WV)	49
Dale MURPHY	(LM)	44
G. THOMAS	(SC)	44
WINFIELD	(BL)	43
M. SCHMIDT	(TT)	42
J. THOMPSON	(WV)	41
RIPKEN	(LM)	38
Dw. MURPHY	(CF)	37
Lnce PARRISH	(SR)	37
MANY TIED WITH		36

## RUNS BATTED IN

G. THOMAS	(SC)	146
McRAE	(RI)	140
OGLIVIE	(FP)	139
WINFIELD	(BL)	135
M. SCHMIDT	(TT)	129
BAYLOR	(KS)	117
Dale MURPHY	(LM)	112
Lnce PARRISH	(SR)	110
WARD	(RO)	109
DURHAM	(HB)	109

## RUNS

HARRAH	(BL)	126
R. HENDERSON	(TT)	125
Dale MURPHY	(LM)	121
M. SCHMIDT	(TT)	114
McRAE	(RI)	114
Lon SMITH	(FP)	109
Jack CLARK	(LM)	108
MOLITOR	(AA)	105
MADLOCK	(SR)	105
MANY TIED WITH		102

## HITS

McRAE	(RI)	219
A. OLIVER	(BL)	208
MADLOCK	(SR)	200
D. GARCIA	(ST)	195
RICE	(CF)	192
F. WHITE	(HB)	190
KNIGHT	(FP)	186
C. COOPER	(CB)	186
HARRAH	(BL)	186
J. RAY	(HB)	185

## SLUGGING

McRAE	(RI)	.623
Lnce PARRISH	(SR)	.573
HORNER	(WV)	.569
WINFIELD	(BL)	.562
Dw. EVANS	(PA)	.551
WARD	(RO)	.551
M. SCHMIDT	(TT)	.543
MADLOCK	(SR)	.542
RIPKEN	(LM)	.539
RICE	(CF)	.535

## RUNS CREATED \*

McRAE	(RI)	149
RICE	(CF)	123
Dale MURPHY	(LM)	122
J. THOMPSON	(WV)	118
M. SCHMIDT	(TT)	118
A. OLIVER	(BL)	118
HARRAH	(BL)	117
Dw. EVANS	(PA)	117
MADLOCK	(SR)	116
WINFIELD	(BL)	113

## STOLEN BASES

R. HENDERSON	(TT)	145
Lon SMITH	(FP)	85
RAINES	(CF)	82
O. MORENO	(ME)	67
D. GARCIA	(ST)	52
Julio CRUZ	(PG)	47
R. LAW	(CB)	45
DERNIER	(ME)	45
WIGGINS	(SR)	43
LACY	(FP)	41

## WALKS

R. HENDERSON	(TT)	118
J. THOMPSON	(WV)	109
M. SCHMIDT	(TT)	98
DRIESSEN	(FP)	95
HARRAH	(BL)	93
Jack CLARK	(LM)	93
Dw. EVANS	(PA)	93
G. THOMAS	(SC)	92
KEMP	(PG)	91
MORGAN	(SC)	90

## ON-BASE PCT.

RICE	(CF)	.402
Dw. EVANS	(PA)	.395
McRAE	(RI)	.391
LYNN	(SR)	.389
J. THOMPSON	(WV)	.388
MORGAN	(SC)	.388
LEZCANO	(AA)	.388
R. HENDERSON	(TT)	.386
W. BOGGS	(KS)	.382
CAREW	(TT)	.381

## GAME WINNING RBI

M. SCHMIDT	(TT)	24
WINFIELD	(BL)	19
G. THOMAS	(SC)	19
OGLIVIE	(FP)	18
Dale MURPHY	(LM)	18
WARD	(RO)	17
MADLOCK	(SR)	17
RIPKEN	(LM)	17
YOUNT	(TT)	16
McRAE	(RI)	16

\* Bill James' <RUNS CREATED> formula from his '1982 BASEBALL ABSTRACT'

TB: McRAE 391



# American Association

\* 6 \*

PITCHING LEADERS  
(STAT INPUT BY MIKE LANDIN)  
THRU: SERIES 12

12/4/83

## TOP 20 PITCHERS (160 OR MORE INNINGS)

1. SHOW	(BOULDER)	2.09
2. ROGERS	(ROCKFORD)	2.16
3. Joe NIEKRO	(TOLEDO)	2.39
4. SANDERSON	(HARBOR BEACH)	2.71
5. ANDUJAR	(SALT RIVER)	2.86
6. SWAN	(ELK GROVE)	2.97
7. REUSS	(CHICAGO)	3.09
8. Jim PALMER	(CHICAGO)	3.10
9. RYAN	(HUDSON)	3.14
10. SUTCLIFFE	(SALT RIVER)	3.14
11. Ken FORSCH	(ADDISON)	3.16
12. LANGFORD	(ELK GROVE)	3.18
13. Bob FORSCH	(ELK GROVE)	3.18
14. GURA	(PACIFIC)	3.18
15. P. VUCKOVICH	(L&M LIBRAE)	3.19
16. MONTEFUSCO	(SALT RIVER)	3.23
17. F. BANNISTER	(SHERLOCK)	3.25
18. Don SUTTON	(BOULDER)	3.25
19. SOTO	(TOLEDO)	3.26
20. JENKINS	(WALLHAVEN)	3.28

## GAMES

SCURRY	(BL)	74
Lee SMITH	(AA)	73
MINTON	(BL)	72
Ron DAVIS	(ST)	72
GARBER	(AA)	70
CAUDILL	(CF)	70
TEKULVE	(BL)	68
S. HOWE	(SR)	65
DeLEON	(FP)	62
Tip MARTINEZ	(SC)	62

## COMPLETE GAMES

ROGERS	(RO)	21
STIEB	(HB)	21
RYAN	(HD)	21
LANGFORD	(EG)	21
VALENZUELA	(TT)	19
ANDUJAR	(SR)	18
Joe NIEKRO	(TT)	17
F. BANNISTER	(SC)	14
MANY TIED WITH		13
MANY TIED WITH		13

## VICTORIES

ROGERS	(RO)	24
ANDUJAR	(SR)	24
REUSS	(CB)	22
HOUGH	(AA)	21
Joe NIEKRO	(TT)	21
RYAN	(HD)	21
SHOW	(BL)	20
SOTO	(TT)	19
FLANAGAN	(SR)	19
MANY TIED WITH		18

## LOSSES

McGREGOR	(ME)	23
NUNEZ	(ME)	22
STIEB	(HB)	21
Don ROBINSON	(ME)	20
GULLICKSON	(CB)	19
Phil NIEKRO	(WV)	18
TANANA	(ST)	18
CLANCY	(HB)	17
GURA	(PG)	17
LASKEY	(PG)	17

## INNINGS

ANDUJAR	(SR)	305.0
ROGERS	(RO)	304.3
STIEB	(HB)	300.7
CARLTON	(HD)	292.0
CLANCY	(HB)	287.7
Joe NIEKRO	(TT)	286.7
RYAN	(HD)	283.3
NUNEZ	(ME)	283.0
LEAL	(LM)	283.0
VALENZUELA	(TT)	276.7

## SHUTOUTS

RYAN	(HD)	11
Joe NIEKRO	(TT)	6
ROGERS	(RO)	5
SANDERSON	(HB)	5
ANDUJAR	(SR)	5
LEAL	(LM)	5
MANY TIED WITH		4
MANY TIED WITH		4
MANY TIED WITH		4
MANY TIED WITH		4

## WALKS

BERENYI	(LM)	155
NUNEZ	(ME)	147
RYAN	(HD)	143
RIGHETTI	(CF)	140
PETRY	(TT)	139
GOTT	(SC)	133
WILCOX	(PG)	126
CARLTON	(HD)	113
HAVENS	(KS)	112
Don ROBINSON	(ME)	108

## STRIKEOUTS

CARLTON	(HD)	282
RYAN	(HD)	279
SOTO	(TT)	273
F. BANNISTER	(SC)	261
ROGERS	(RO)	216
RIGHETTI	(CF)	212
VALENZUELA	(TT)	196
NUNEZ	(ME)	195
SANDERSON	(HB)	190
GUIDRY	(KS)	185

## PERCENTAGE (16 DECISIONS)

		W-L	PCT.
SHOW	(BL)	20- 2	.909
ROGERS	(RO)	24- 5	.828
ANDUJAR	(SR)	24- 8	.750
Joe NIEKRO	(TT)	21- 7	.750
SOTO	(TT)	19- 7	.731
FLANAGAN	(SR)	19- 7	.731
SWAN	(EG)	13- 5	.722
MORRIS	(LM)	13- 5	.722
P. VUCKOVICH	(LM)	12- 5	.706
GUISENBERRY	(LM)	12- 5	.706

## RELIEF POINTS

		SV	RP
DeLEON	(FP)	28	38
GARBER	(AA)	30	37
MINTON	(BL)	29	36
CAUDILL	(CF)	23	33
BAROJAS	(EG)	20	31
GUISENBERRY	(LM)	19	31
GOSSAGE	(TT)	20	27
S. HOWE	(SR)	17	27
SUTTER	(CB)	19	25
TOBIK	(SC)	14	23



# American Assoc. Team Stats

\* 7 \*

THRU: SERIES 12  
(STAT INPUT BY MIKE LANDIN)

12/4/83

TEAM	BAT	PCT.	G	AB	R	H	RBI	2B	3B	HR	SLG.	BB	SO	E	SH	SF	SB	CS	DP
(BL)	BOULDER	.288	160	5650	819	1625	796	231	34	185	.439	541	686	108	58	50	110	53	132
(KS)	KEFLAVIK	.283	160	5684	739	1610	714	259	43	153	.425	440	747	114	16	42	109	34	113
(SR)	SALT RIVER	.271	160	5500	784	1492	743	266	51	191	.442	494	711	107	56	48	124	61	104
(TT)	TOLEDO	.271	160	5595	885	1514	824	264	22	176	.420	714	1017	117	24	65	223	93	135
(AA)	ADDISON	.270	162	5776	766	1558	730	246	33	133	.393	555	800	120	25	45	143	71	110
(FP)	FIRESTONE	.266	162	5571	722	1480	695	268	25	139	.398	505	761	130	22	40	231	102	110
(LM)	L&M LIBRAE	.265	160	5532	821	1465	787	264	51	222	.451	558	810	109	5	57	122	58	108
(CB)	CHICAGO	.265	160	5556	675	1470	623	186	38	153	.394	423	858	125	41	53	128	77	118
(RI)	RHODE ISLAND	.264	160	5600	728	1481	696	252	48	154	.409	490	780	172	20	50	135	74	119
(HB)	HARBOR BEACH	.263	160	5553	633	1459	615	266	40	110	.384	461	660	91	22	32	135	54	110
(CF)	CUYAHOGA	.259	160	5597	660	1451	638	190	43	185	.408	506	977	160	20	36	175	43	123
(PG)	PACIFIC	.259	160	5491	609	1420	589	229	17	115	.369	547	633	105	64	48	102	47	97
(SC)	SHERLOCK	.256	160	5583	767	1427	751	240	33	189	.412	551	773	128	12	35	83	39	146
(ST)	SOMERSET	.255	160	5671	619	1444	581	241	40	130	.380	451	771	95	9	38	108	35	110
(HD)	HUDSON	.249	160	5634	595	1403	564	234	27	147	.378	526	784	104	8	35	63	32	114
(WV)	WALLHAVEN	.247	160	5510	658	1360	617	230	24	202	.407	472	936	127	11	34	42	41	99
(EG)	ELK GROVE	.247	160	5508	641	1358	599	205	33	112	.357	514	793	109	30	36	156	55	127
(PA)	PHILADELPHIA	.245	160	5543	603	1357	585	211	33	157	.380	474	969	122	9	24	82	32	129
(RO)	ROCKFORD	.242	160	5505	594	1333	549	192	60	118	.363	428	935	119	18	37	140	51	110
(ME)	MOREHEAD	.237	160	5471	498	1298	481	183	62	78	.336	372	929	120	14	41	202	88	111
		.260	111	530	290	1317	465	757	304	9	.397	1002	2382	846	2613	2325			

TEAM	PIT	ERA.	GS	GR	CG	SH	IP	H	R	ER	HR	BB	SO	SV	RP
(SR)	SALT RIVER	3.18	160	206	42	19	1428.3	1320	546	504	130	420	759	35	60
(TT)	TOLEDO	3.26	160	214	56	15	1467.7	1312	573	532	103	501	1012	46	70
(BL)	BOULDER	3.31	160	296	22	11	1448.7	1272	588	533	184	470	816	54	89
(RO)	ROCKFORD	3.41	160	249	38	12	1456.0	1318	605	551	163	550	852	30	46
(CB)	CHICAGO	3.56	160	252	30	9	1446.3	1465	639	572	123	362	733	40	64
(WV)	WALLHAVEN	3.73	160	215	30	7	1453.7	1441	666	602	162	457	901	31	56
(LM)	L&M LIBRAE	3.73	160	134	63	16	1435.3	1402	648	595	127	508	786	29	48
(HB)	HARBOR BEACH	3.80	160	159	58	12	1435.7	1358	653	606	160	423	789	23	35
(HD)	HUDSON	3.87	160	213	42	15	1468.3	1386	676	632	160	606	1113	24	45
(AA)	ADDISON	3.88	162	282	26	7	1479.0	1526	677	637	129	445	702	37	64
(FP)	FIRESTONE	3.91	162	218	31	9	1458.0	1428	686	633	174	470	705	48	69
(PG)	PACIFIC	3.94	160	278	27	11	1431.0	1428	683	626	150	458	657	25	34
(EG)	ELK GROVE	3.95	160	179	41	8	1434.7	1466	681	630	176	467	618	32	52
(RI)	RHODE ISLAND	4.04	160	216	34	7	1456.3	1538	730	653	123	596	772	35	46
(SC)	SHERLOCK	4.19	160	286	23	8	1442.0	1389	720	672	159	633	927	35	61
(CF)	CUYAHOGA	4.20	160	243	29	5	1454.0	1551	781	678	137	618	980	42	66
(ME)	MOREHEAD	4.62	160	262	27	6	1436.3	1529	805	737	184	584	803	22	35
(PA)	PHILADELPHIA	4.63	160	189	35	7	1439.7	1618	800	740	159	510	798	41	60
(KS)	KEFLAVIK	4.70	160	214	31	7	1428.3	1538	812	746	183	471	821	29	48
(ST)	SOMERSET	4.94	160	243	23	4	1445.3	1720	847	794	163	473	781	28	51
		3.94	4548	195	28944.7	29005	13816	12673	3049	16330	1099				

## EXTRA-INNING GAMES

SOMERSET	14-3	.824
ADDISON	13-7	.650
FIRESTONE	14-8	.636
L&M LIBRAE	9-6	.600
KEFLAVIK	9-6	.600
PHILADELPHIA	9-6	.600
CHICAGO	9-6	.600
SHERLOCK	10-8	.556
WALLHAVEN	12-10	.545
BOULDER	7-6	.538
SALT RIVER	8-7	.533
TOLEDO	9-9	.500
ROCKFORD	10-11	.476
HARBOR BEACH	7-8	.467
MOREHEAD	9-12	.429
ELK GROVE	6-9	.400
CUYAHOGA	7-11	.389
PACIFIC	5-8	.385
HUDSON	5-18	.217
RHODE ISLAND	4-17	.190

176-176

## 1-RUN GAMES

CUYAHOGA	37-21	.638
SOMERSET	29-18	.617
CHICAGO	34-22	.607
ADDISON	34-23	.596
ELK GROVE	32-23	.582
PHILADELPHIA	35-28	.556
FIRESTONE	31-25	.554
L&M LIBRAE	27-22	.551
KEFLAVIK	28-24	.538
BOULDER	29-26	.527
TOLEDO	25-23	.521
SALT RIVER	27-25	.519
ROCKFORD	36-37	.493
SHERLOCK	26-29	.473
MOREHEAD	26-35	.426
RHODE ISLAND	22-32	.407
HARBOR BEACH	21-32	.396
WALLHAVEN	18-31	.367
PACIFIC	22-41	.349
HUDSON	19-41	.317

558-558

## WERE SHUTOUT

MOREHEAD	21
PHILADELPHIA	13
SOMERSET	13
CUYAHOGA	12
PACIFIC	11
ELK GROVE	11
ADDISON	11
HARBOR BEACH	11
L&M LIBRAE	9
KEFLAVIK	9
WALLHAVEN	9
SHERLOCK	8
SALT RIVER	8
RHODE ISLAND	8
HUDSON	8
ROCKFORD	8
TOLEDO	7
BOULDER	6
FIRESTONE	6
CHICAGO	6

195

## WINNING (LOSING) STREAKS

FIRESTONE	15 (7)
TOLEDO	11 (4)
ADDISON	11 (6)
SALT RIVER	10 (7)
CHICAGO	9 (7)
L&M LIBRAE	8 (6)
BOULDER	8 (3)
ELK GROVE	8 (7)
KEFLAVIK	7 (6)
SHERLOCK	6 (8)
RHODE ISLAND	6 (7)
SOMERSET	6 (7)
CUYAHOGA	6 (7)
WALLHAVEN	6 (8)
HUDSON	5 (10)
ROCKFORD	5 (6)
HARBOR BEACH	5 (7)
PHILADELPHIA	4 (7)
PACIFIC	4 (10)
MOREHEAD	4 (24)


15 (24)

# American

\* 11 \*




1983 ROOKIE PLAYER OF YEAR  
 .275 RBI-106 R-90 H-160  
 2B-31 HR-38 RC-101 WH-17




1983 ROOKIE PITCHER OF YEAR  
 10-9-28 3.59  
 RP-38 GR-62 IP-100' SO-66

# National



1983 ROOKIE PLAYER OF YEAR  
 .289 RBI-65 R-98 H-195  
 2B-28 3B-11 HR-8 RC-85



1983 ROOKIE PITCHER OF YEAR  
 9-4-3 1.10  
 RP-12 GR-64 IP-57' SO-52

# AMERICAN

## 1983 FINAL STANDINGS

### Western

KOUFAX			MUSIAL		
	W - L	PCT. GB		W - L	PCT. GB
L&M LIBRAE	101-59	.631 --	SALT RIVER	103-57	.644 --
SHERLOCK	82-78	.513 19	BOULDER	100-60	.625 3
KEFLAVIK	75-85	.469 26	ELK GROVE	80-80	.500 23
PHILADELPHIA	70-90	.438 31	RHODE ISLAND	70-90	.438 33
PACIFIC	61-99	.381 40	SOMERSET	66-94	.413 37

### Global

MAYS			BANKS		
	W - L	PCT. GB		W - L	PCT. GB
TOLEDO	110-50	.688 --	FIRESTONE	92-70	.568 --
CUYAHOGA	75-85	.469 35	CHICAGO	89-71	.556 2
WALLHAVEN	74-86	.463 36	ADDISON	90-72	.556 2
HUDSON	68-92	.425 42	ROCKFORD	76-84	.475 15
MOREHEAD	48-112	.300 62	HARBOR BEACH	72-88	.450 19

### 1983 American Playoff Results

FIRESTONE defeated ADDISON 2 games to 0 to take the Banks Division Crown  
 TOLEDO defeated FIRESTONE 4 games to 1 to take the Global Conference Title  
 SALT RIVER defeated L&M LIBRAE 4 games to 2 to take the Western Conference Title  
 TOLEDO defeated SALT RIVER 4 games to 2 to take the American Association Pennant

# American '83- A Review

by Tom Kopp

I'm not sure what 1983 was on the Chinese calendar, but in TML IV it was the year of the Tomcat. Bill Park's Toledo Tomcats roared past everyone to their first TML title. But while Toledo was grabbing the headlines there were three other divisions all watching newcomers take pennants. Dallas Adams' L&M Librae captured the Koufax, while Tim Ackley's Salt River Stompers dethroned Boulder; notable because it was the Livingjas' first non-title. Finally we have the Banks, where Chuck Kirkwood's Firestone Parkers nosed out Addison in a best of 3 playoff, with Chicago watching one game back.

Starting with the Mays, from series 1 it was all Toledo. The Tomcats finished with the best record in the AA and an awesome 35 game lead. This ballclub featured the league's leading basestealer (Henderson), three all stars in the conference and four starters with 18+ wins. Toledo's TML title seemed never in doubt, the only real "scare" coming from the Stompers in the playoffs.

No other ball club in the Mays was able to play .500 ball. Cuyahoga moved into 2nd behind Rice & Caudill. However, the Lays probably aren't pleased with Rice's 80 rbis. Wallhaven, #2 in homers, found power wasn't enough and finished 3rd. Ryan won 21 for Hudson, but otherwise the Hornets had little to cheer about. And then there is Morehead. By the end of the year the Eagles could boast a 24 game losing streak, 3 20 game losers, only one player with more than 10 homers or 50 rbis. They pulled up to .300 by besting Toledo 5 of 8 at the end!

The most exciting race was in the Banks where 3 ball clubs finished within 1 game at season's end. Champion Firestone wasn't given serious consideration at the start (at least not by me) but the clues were there, especially by landing all 5 rookie bids. Rookie of the year DeLeon didn't let down the Parkers, winning Fireman of the Year. Firestone led the AA in stealing while Oglivie drove in runs for the pennant.

Tim Muledy's Addison Arrows ended the season tied for 1st. Garber's relief and Guerrero's bat led the Arrows to their most successful season. Chicago made a tremendous run at the end, winning 7 of 8 against Addison, but fell 1 game short. Getting swept by Boulder and L&M in the Summer Stretch cost them the flag. Ruess and Cooper did their usual thing. Rockford also had their best season. Cy Young winner Rogers was the difference between respectability and oblivion. But oh, those one run games! Harbor Beach had a somewhat disappointing season despite Frank White.

Moving to the Musial, we find that Boulder was dethroned by Salt River and their league leading pitching staff. That staff led them into the AA finals. Andujar and the Leagues' 3rd best bats with 3 100 rbi men led to the best balance in the league.



## American Continued

Boulder had its usual great season, but 100 wins wasn't enough to make the playoffs in TML IV. (it will be in V). The Jas' dream relief corps of Minton, Scurry, Tekulve and Show along with the Leagues best batting average led the race into series 12 where 5 home losses knocked them out. Elk Grove, the ballclub who performed above the deed, finished 3rd. Relatively poor hitting was balanced by good pitching. Rhode Island stayed out of the cellar from the efforts of League MVP Hal McRae. The Reds were truly a 1 man team, and in baseball, that doesn't win pennants. Somerset finished last with poor performances by their pitching staff, but avoided 100 losses.

Dallas Adams finally won his inevitable division title behind the #1 power crew in the American. They were parking em "down under" all year. The Librae had 3 players with 30+ taters led by MVP runnerup Dale Murphy. The pitching staff had 6 pitchers with 10+ wins. If you think they banged them this year, duck next year.

Elsewhere in the Koufax, only Sherlock played above the .500 mark. Early in the season Gorman Thomas was driving in over a run a game, and finished the season with the rbi title. Probably no club saw more runs score than the one in Iceland, where Keflavik was 2nd in the league in hitting and 2nd to last in ERA. Since they finished below .500, there's something to be said for pitching. The most watch player in Philadelphia was Garvey, who actually walked TWICE in 566 at bats. To quote Larry Alber, his batting average was his on base. Pacific brought up the rear after a disappointing season, although Gura won 17.

The new season brings 5 new managers into the fold. They are Richard Berg, Ron Helsel, Ted Marconi, Larry Rumsey and Bob Weisman. Welcome! We also have co-commissioner Mike Landin joining us. Sounds like we have a good TML V group.

The early season favorite in TML V is probably L&M with a lineup thats probably unheard of in TML history. But then there's Keflavik and Darkfyre and defending champion Toledo and....you get my drift. It looks like TML V will be another exciting season. Don't forget to write in your highlights and good luck!

# ADDISON Arrows

\* 15 \*

Manager: Tim Muledy (Denise)

Age: 34 Occupation: Mailman

## Biographical Sketch

Pretty much the same as last year, except add a year to everything! I'm still carrying the mail through snow, sleet, etc. I spend much of my "spare" time chasing my 2-year old daughter around (and not keeping up too well)! Looking forward to spring and summer and softball, TML V, and dying-hard with the Cubbies.

## 1983 Season Story

I was considering changing the team nickname from Arrows to "Chokers" after losing 7 out of 8 to Chicago in Series #12. But, the guys came back to win 5 out of 8 at Firestone, including the last two games of the year to tie for the division title. The subsequent loss in the 2-game playoff couldn't really take anything away from a great season. There were many individual stars. Three pitchers who weren't even on the Arrows roster last year came through to win 46 games (Hough 21, Forsch 15, & Rhoden 10). The Arrows were one of the top hitting teams in the league, led by Guerrero, Pena, Lezcano, Baker, Remy, Money, May, and Molitor. Gene Garber was great as the stopper in the bullpen. He got a lot of help from Lee Smith, Proly, and Forster. Great season.

TEAM MVP: Pedro Guerrero

Most Unexp. Perf: Charlie Hough

AB	PLAYER	PCT.	G	GU	AB	R	H	RBI	2B	3B	HR	TB	SLG.	BB	SO	B	SH	SF	SB	CS	WH	RC	OB-Z
C	MONEY	.268	89	62	306	43	82	66	15	6	17	160	.323	31	39	5	1	0	3	2	11	53	.335
	REMY	.301	145	15	584	74	176	52	19	3	0	201	.344	44	82	6	6	3	16	7	5	71	.350
	DAJESUS	.204	158	3	501	49	102	32	25	2	1	134	.267	32	68	19	12	3	7	5	3	33	.251
	MOLITOR	.280	154	7	646	105	181	61	29	5	15	265	.410	67	93	32	1	4	34	21	9	89	.348
	D. BAKER	.277	142	0	545	80	151	72	18	0	13	208	.382	70	57	11	0	12	10	5	6	75	.359
	P. GUERRERO	.286	146	0	580	102	166	100	23	2	29	280	.483	80	85	9	0	1	27	4	11	109	.373
R	LEZCANO	.284	133	14	503	73	143	89	29	8	19	245	.487	85	72	2	0	11	2	0	11	96	.388
R	TONY PENA	.288	135	22	483	51	139	63	28	3	8	197	.408	17	72	13	3	2	1	6	5	59	.312
	SANDBERG	.271	92	70	317	43	86	34	16	1	2	110	.347	19	45	7	1	2	9	6	4	34	.313
	CHILL DAVIS	.247	137	17	511	56	126	68	10	3	15	187	.366	38	95	2	0	4	31	13	12	56	.299
B	BOE JACKSON	.311	53	109	190	16	59	22	9	0	2	74	.389	20	14	3	0	1	1	1	0	28	.376
D	MILT MAY	.280	59	97	168	25	47	30	11	0	7	79	.470	13	20	2	0	1	0	0	3	26	.331
B	SQUIRES	.203	87	75	133	10	27	11	3	0	0	30	.226	8	13	1	0	0	0	0	1	7	.248
D	W. CROSS	.250	53	109	140	17	35	17	4	0	3	48	.343	16	19	0	0	1	1	1	1	16	.327
	G. WRIGHT	.211	36	125	76	9	16	4	3	0	1	22	.289	6	10	2	0	0	1	0	1	6	.268
B	ROMERO	.333	8	152	12	1	4	0	0	0	0	4	.333	0	3	1	0	0	0	0	0	1	.333
B	WAGNER	.111	13	149	9	4	1	0	0	0	0	1	.111	2	1	2	1	0	0	0	0	0	.273

BAT TOTALS .270 162 XX 5776 766 1558 730 246 33 133 2269 .393 555 800 120 25 45 143 71 85 756 .334

Def DP: 110

Pit Err: 3

RC Factor: 1.01

Proj W-LX: .561

GS/GR	PITCHER	ERA.	W	L	PCT.	SV	RP	GS	GR	CG	Sh	IP	H	R	ER	HR	BB	SO	OP-Z	BB/9	SO/9
35/ 2	Ken FORSCH	3.16	15	13	.536	0	0	36	2	10	4	262.0	243	101	92	23	77	87	.245	2.6	3.0
35/ 0	RHODEN	5.18	10	11	.476	0	0	35	0	2	0	193.0	250	112	111	16	58	117	.312	2.7	5.5
34/ 0	HOUGH	4.02	21	11	.656	0	0	35	0	11	2	244.0	233	114	109	27	65	124	.251	2.4	4.6
19/23	KOSHMAN	4.68	5	6	.455	0	0	19	5	1	0	125.0	160	69	65	12	27	64	.310	1.9	4.6
18/ 8	CURTIS	5.59	5	4	.556	0	0	18	3	0	0	93.3	115	64	58	12	23	25	.302	2.2	2.4
5/67	Lee SMITH	3.91	8	7	.533	4	11	5	68	1	0	124.3	119	59	54	11	38	95	.251	2.8	6.9
0/69	GARBER	2.02	7	5	.583	*30	37	0	70	0	0	115.7	82	26	6	25	53	.199	1.9	4.1	
0/56	FORSTER	3.36	6	1	.857	2	8	0	55	0	0	72.3	49	27	27	6	40	35	.192	5.0	4.4
1/43	PROLY	1.74	6	5	.545	0	5	1	44	1	0	113.7	101	28	22	9	27	25	.238	2.1	2.0
5/20	B. ANDERSON	3.61	4	4	.500	1	2	5	21	0	0	77.3	87	34	31	3	34	44	.283	4.0	5.1
19/ 6	TROUT	7.94	2	3	.400	0	0	6	1	0	0	28.3	51	26	25	1	15	18	.387	4.8	5.7
2/60	KAAT	12.46	0	1	.000	0	0	2	1	0	0	4.3	8	6	6	1	0	5	.393	0.0	10.4
	AUGUSTINE	3.24	1	1	.500	0	1	0	7	0	0	16.7	20	6	6	2	10	6	.296	5.4	3.2
1/ 9	STEIRER	5.00	0	0	.000	0	0	0	5	0	0	9.0	8	5	5	0	6	4	.238	6.0	4.0

PIT TOTALS 3.88 90 72 .556 37 64 162 282 26 7 1479.0 1526 677 637 129 445 702 .266 2.7 4.3

# BOULDER Livingjas

1984 TEAM NAME CHANGE \* 16 \*

DARKFYRE DAEMONS

Manager: Mike Bravard (Jane)

Age: 33 Occupation: Truck Driver/Adventurer

## Biographical Sketch

"10-4 Good Buddies!" Anytime you're trucking through Boulder, flip on your jake and turn into my truckstop at 825 Spruce (a.k.a. "Shack Stadium") and relax in the safety of your own delusions! Being on the road approximately 25 days a month forced me to cut down on activities. Enjoyed all four years in the TML and will remain as an Associate in '84. (Ed. note: Mike steps down as the winningest Manager in the TML: 371-224 .624.)

## 1983 Season Story

Another great season for the 'Jas. Only a late-season slump (culminated by an end-of-season pounding at home by Elk Grove) prevented the 'Jas from capturing their 4th straight Musial pennant. The offense was led by four players with 100+ runs created: Toby Harrah(117), Al Oliver(118), Dave Winfield(113), and Eddie Murray (106). Team MVP Winfield led the team with 43 HR, 135 RBI, and 19 WH. The pitching as usual was a bullpen show, in particular, Eric Show (20-2 2.09). Greg Minton was the relief ace with 29 SV & 36 RP, but was helped by Scurry(14 SV, 22 RP) and Tekulve(10 SV, 14 RP).

TEAM MVP: Dave Winfield

Most Unexp. Perf: Eric Show

AB	PLAYER	PCT.	G	GU	AB	R	H	RBI	2B	3B	HR	TB	SLG.	BB	SO	E	SH	SP	SB	CS	WH	RC	OB-Z
ED	MURRAY	.313	146	1	578	89	181	90	32	0	25	288	.498	54	92	4	0	4	4	3	12	106	.372
	RANDOLPH	.280	144	0	558	83	156	53	13	2	4	185	.332	75	46	19	25	8	12	7	6	68	.365
	TEMPLETON	.266	147	0	519	67	138	41	23	6	3	182	.351	22	71	*35	13	5	33	16	2	53	.296
	HARRAH	.279	*160	0	666	*126	186	80	26	5	30	312	.468	93	72	20	2	3	18	4	10	117	.368
	WINFIELD	.289	148	2	610	98	176	135	28	5	43	343	.562	38	67	10	3	10	3	1	19	113	.330
	W. WILSON	.337	132	0	516	68	174	53	15	10	9	236	.457	35	68	3	0	2	28	13	4	89	.379
C	JOHNSTONE	.278	89	66	259	28	72	54	16	2	9	119	.459	39	31	1	0	2	1	1	9	44	.372
B	B. BOONE	.251	141	11	439	39	110	53	18	0	3	137	.312	27	32	4	12	9	0	0	3	40	.294
C	PINIELLA	.301	45	114	93	14	28	13	4	0	2	38	.409	6	6	0	0	1	0	0	1	13	.343
	A. OLIVER	.324	156	0	641	102	208	105	28	1	26	316	.493	49	58	0	0	3	3	1	13	118	.372
C	MURRAY	.238	98	53	290	49	69	61	10	1	20	141	.486	50	75	3	0	1	3	0	10	50	.350
B	CEDENO	.286	87	69	185	22	53	29	10	0	4	75	.405	19	18	0	0	1	4	4	5	25	.353
B	WOCKENFUSS	.298	62	93	141	22	42	22	5	0	7	68	.482	19	17	2	0	0	0	0	2	26	.381
B	BLITTMER	.118	18	140	34	1	4	1	1	1	0	7	.206	3	6	0	0	0	0	0	0	1	.189
A	T. PHILLIPS	.186	37	123	43	4	8	1	0	1	0	10	.233	7	15	3	2	0	0	0	0	3	.300
A	D. THOMAS	.310	33	127	42	4	13	3	1	0	0	14	.333	4	6	1	1	0	1	3	0	4	.370
B	KRENCHICKI	.222	21	139	36	3	8	2	1	0	0	9	.250	1	6	2	0	1	0	0	0	2	.243
	<STAT ERROR>	.000	0	0	0	0	-1	0	0	0	0	0	.000	0	0	0	0	0	0	0	0	0	.000

BAT TOTALS .288 160 XX 5650 819 1625 796 231 34 185 2479 .439 541 686 108 58 50 110 53 96 865 .350

Def DP: 132

Pit Err: 1

RC Factor: 0.95

Proj W-LZ: .660

GS/GP	PITCHER	ERA.	W	L	PCT.	SV	RP	GS	GR	CG	Sh	IP	H	R	ER	HR	BB	SO	OP-Z	BB/9	SO/9
34/0	Don SUTTON	3.25	14	14	.500	0	0	34	0	10	1	260.3	230	103	94	27	84	158	.237	2.9	5.5
33/0	BECKERSLEY	4.41	9	5	.643	0	0	33	0	0	0	167.3	162	86	82	36	36	76	.253	1.9	4.1
31/0	BLUE	4.89	7	7	.500	0	0	31	0	1	0	138.0	132	84	75	40	82	68	.251	5.3	4.4
16/17	KISON	3.37	13	8	.619	0	2	16	16	5	2	160.0	128	66	60	16	46	81	.219	2.6	4.6
14/19	MATLACK	3.77	11	5	.688	0	2	14	12	1	1	121.7	111	57	51	13	19	70	.242	1.4	5.2
0/78	MINTON	1.81	7	5	.583	29	36	0	72	0	0	99.3	83	22	20	5	28	48	.227	2.5	4.3
0/76	SCURRY	2.54	8	8	.500	14	22	0	*74	0	0	106.3	92	35	30	6	44	100	.233	3.7	8.5
0/85	TEKULVE	3.96	4	4	.500	10	14	0	68	0	0	86.3	77	44	38	9	34	35	.238	3.5	3.6
14/33	SHOW	*2.09	20	2	*.909	0	10	14	33	3	3	185.0	140	46	43	17	56	91	.210	2.7	4.4
7/31	HOLLAND	2.90	3	2	.600	1	3	7	21	0	0	68.3	72	26	22	9	12	50	.270	1.6	6.6
	BLYLEVEN	2.89	4	0	1.000	0	0	11	0	2	0	56.0	43	19	18	5	30	39	.212	4.8	6.3
	<STAT ERROR>	0.00	0	0	.000	0	0	0	0	0	0	0.0	2	0	0	0	0	0	.000	0.0	0.0

PIT TOTALS 3.31 100 60 .625 54 89 160 296 22 11 1448.7 1272 588 533 184 470 816 .235 2.9 5.1

# CHICAGO Bruins

\* 17 \*

Manager: John Gatto (Sylvia)

Age: 56 Occupation: R.E. Salesman

## Biographical Sketch

Updated from 1982 Yearbook: now have two grandchildren to bug me while pursuing my hobbies. Yes, I did pass the Real Estate Exam and am now involved in that capacity for almost one year now. Still miss the kids somewhat in the Educational business (Ed. note: John is a retired principal). However, hobbies such as this and continued singing in barbershop quartets more than fill in the time between house sales.

## 1983 Season Story

The Bruins great roar down the stretch climaxed by winning 7 of 8 in the final series of year played face-to-face against Addison, served only to bring them within one game and throw the Banks division into a playoff between Addison and Firestone (the benefactor of that final series). The Bruins now have won the division two times and placed 2nd two times in the four years of TML competition. This pennant was definitely lost in the "Summer Stretch" which found the Bruins with a tougher than usual schedule and they lost 11 of 12 at tough L&M and the strong Boulder teams. The Bruins never recovered after being 7 games off the pace following the summer series. In addition, several players had disappointing seasons, especially Gullickson (9-19, 4.94 ERA).

TEAM MVP: Jerry Reuss

Most Unexp. Perf: Bill Gullickson

AB	PLAYER	PCT.	G	GU	AB	R	H	RBI	2B	3B	HR	TB	SLG.	BB	SO	E	SH	SF	SB	CS	WH	RC	OB-Z
C.	COOPER	.312	147	0	597	79	186	88	27	5	23	292	.489	29	65	9	3	7	2	0	10	101	.343
O	OSTER	.245	145	0	489	50	120	41	10	3	8	160	.327	28	87	34	11	6	7	5	6	45	.286
A.	GRIFFIN	.222	142	18	374	25	83	29	5	3	1	97	.259	13	34	17	13	3	9	5	2	24	.248
B.	BELL	.271	147	0	586	76	159	59	19	1	13	219	.374	77	78	7	0	5	3	5	10	76	.356
B	HERNDON	.253	158	0	620	77	157	64	19	10	16	244	.394	37	108	6	1	6	15	17	9	67	.295
B	R. LAW	.286	101	47	391	65	112	26	16	5	3	147	.376	24	58	2	0	1	45	11	4	52	.328
D	G. WILSON	.323	111	38	399	51	129	48	14	1	16	193	.484	25	67	4	0	3	2	8	9	66	.363
B.	DIAZ	.263	147	0	544	61	143	58	20	0	23	232	.426	37	108	15	0	2	2	8	7	68	.310
B	AYALA	.300	59	92	190	20	57	37	1	0	14	100	.526	4	26	1	0	0	1	2	6	30	.314
D	GAHLE	.219	120	25	388	49	85	62	16	1	17	154	.397	67	61	0	0	9	6	3	9	51	.334
B.	M. WILSON	.260	116	43	319	44	83	28	13	5	3	115	.361	17	79	2	0	4	27	9	4	35	.298
B	DWYER	.262	67	92	195	28	51	33	7	4	7	87	.446	27	29	2	0	2	3	0	4	31	.351
B	SAKATA	.213	96	60	240	25	51	24	5	0	4	68	.283	20	25	15	9	3	5	4	2	18	.273
C	HODGES	.255	32	128	47	6	12	4	4	0	1	19	.404	7	10	0	0	0	0	0	1	7	.352
A	M. HILL	.263	37	121	99	9	26	13	4	0	3	39	.394	7	16	2	0	2	0	0	2	12	.311
B	BENIQUEZ	.224	29	129	67	9	15	6	6	0	1	24	.358	4	7	0	4	0	1	0	1	7	.268
A	J. GONZALEZ	.000	6	154	3	0	0	1	0	0	0	0	.000	0	0	0	0	0	0	0	1	0	.000
C	O. CONCEPCION	.200	3	157	5	0	1	2	0	0	0	1	.200	0	0	1	0	0	0	0	0	0	.200
B	STAUB	.000	1	159	3	1	0	0	0	0	0	0	.000	0	0	0	0	0	0	0	0	0	.000

BAT TOTALS .265 160 XX 5556 675 1470 623 186 38 153 2191 .394 423 858 125 41 53 128 77 87 684 .317

Def DP: 118

Pit Err: 8

RC Factor: 0.99

Proj W-LX: .527

GS/GR	PITCHER	ERA.	W	L	PCT.	SV	RP	GS	GR	CG	Sh	IP	H	R	ER	HR	BB	SO	OP-Z	BB/9	SO/9
37/ 2	REUSS	3.09	22	10	.688	0	0	37	0	9	2	273.7	284	113	94	20	64	162	.267	2.1	5.3
34/ 0	GULLICKSON	4.94	9	19	.321	0	0	34	0	6	2	216.7	246	123	119	24	54	138	.285	2.2	5.7
33/ 4	JOHN	4.95	11	13	.458	0	0	33	2	7	1	222.0	274	133	122	22	36	77	.302	1.5	3.1
32/ 4	JIM PALMER	3.10	14	11	.560	0	1	32	2	5	2	238.3	220	92	82	22	63	110	.245	2.4	4.2
21/30	CAMP	3.32	6	3	.667	0	0	18	3	1	0	119.3	115	50	44	8	28	47	.253	2.1	3.5
0/68	LAVALLE	2.09	7	2	.778	12	19	0	48	0	0	60.3	60	17	14	1	11	45	.259	1.6	6.7
0/70	SUTTER	2.37	6	4	.600	19	25	0	51	0	0	64.7	50	17	17	4	13	30	.213	1.8	4.2
0/54	HASSLER	5.17	1	0	1.000	0	1	0	22	0	0	31.3	27	21	18	5	26	16	.232	7.5	4.6
0/56	D. MURRAY	3.30	4	5	.444	8	12	0	53	0	0	76.3	77	31	28	5	18	41	.261	2.1	4.8
0/60	HICKEY	3.35	1	1	.500	0	1	0	33	0	0	43.0	39	18	16	5	14	20	.241	2.9	4.2
6/ 9	V. ROMO	1.09	4	2	.667	1	1	6	9	2	0	58.0	38	10	7	2	26	26	.187	4.0	4.0
0/30	MOFFITT	2.32	4	1	.800	0	4	0	29	0	0	42.7	35	14	11	5	9	21	.223	1.9	4.4

PIT TOTALS 3.56 89 71 .556 40 64 160 252 30 9 1446.3 1465 639 572 123 362 733 .262 2.3 4.6



# CUYAHOGA FALLS Fungos

\* 18 \*

Manager: Bob Lay (Pamela)

Age: 33 Occupation: Sales Engineer

## Biographical Sketch

Salesman for the B.W. Rogers (Capital Goods Firm in Power/Process Equipment).  
Play 100 games of fastpitch softball per year as catcher. Involved with REPLAY  
since 1977 in mail (RML) and face-to-face (ATBL) leagues.

## 1983 Season Story

The disappointing season was expected, as Bill Parks' Toledo "Animals" were uncatchable. The Fungo offense was OK and looks very good for '84, but the pitching (a traditional Fungo strong point) was weak in '83 and will continue to get worse in '84. (A lot of 9-8 games!)

TEAM MVP: Jim Rice

Most Unexp. Perf: Dwayne Murphy

AB	PLAYER	PCT.	G	GU	AB	R	H	RBI	2B	3B	HR	TB	SLG.	BB	SO	E	SH	SF	SB	CS	WH	RC	OB-Z
E	HOSTETLER	.234	109	10	402	48	94	55	8	5	21	175	.435	19	113	6	0	4	0	1	6	46	.268
	RAINES	.263	154	0	643	77	169	50	24	8	6	227	.353	78	89	30	1	1	82	16	6	89	.343
	BERRA	.244	158	0	557	61	136	65	19	3	17	212	.381	30	99	31	6	8	8	3	7	60	.283
	SALAZAR	.262	117	32	336	35	88	34	6	2	7	119	.354	7	47	22	5	1	27	3	3	37	.277
	RICE	.336	148	0	572	82	192	80	22	7	26	306	.535	63	98	8	0	1	0	0	10	123*	.402
	Dw. MURPHY	.240	156	0	597	86	143	93	10	1	37	266	.446	88	136	9	5	6	26	6	10	93	.337
	RAINES	.266	158	0	629	77	167	75	33	4	21	271	.431	46	105	4	2	8	10	3	6	86	.316
D	D. PORTER	.220	120	14	387	43	85	48	17	7	17	167	.432	59	72	12	0	1	1	1	8	54	.323
E	Lry PARRISH	.243	109	31	412	49	100	47	15	0	21	178	.432	30	88	1	0	1	4	2	2	52	.294
	BOCHT	.266	131	13	462	37	123	29	15	0	8	162	.351	42	57	11	1	2	11	7	5	52	.327
E	G. IORG	.258	82	75	256	25	66	18	10	4	0	84	.328	9	27	7	0	0	1	0	5	24	.283
D	TREVINO	.262	59	99	172	21	45	19	4	1	0	51	.297	14	14	10	0	1	2	0	4	17	.317
C	C. JOHNSON	.375	25	134	40	5	15	8	4	0	2	25	.625	2	6	0	0	1	0	0	0	10	.405
A	A. JOHNSON	.222	19	140	18	5	4	4	2	0	0	6	.333	2	4	0	0	0	0	1	0	1	.300
a	JURAK	.196	39	117	46	4	9	6	0	0	0	9	.196	7	7	1	0	1	1	0	0	3	.302
C	D. WALKER	.200	27	131	35	3	7	2	1	0	1	11	.314	6	11	0	0	0	0	0	0	3	.317
A	LANDRUM	.333	4	156	6	0	2	2	0	0	0	2	.333	2	1	0	0	0	0	0	0	1	.500
B	VENABLE	.222	11	149	27	2	6	3	0	1	1	11	.407	2	3	0	0	0	2	0	0	3	.276

BAT TOTALS .259 160 IX 5597 660 1451 638 190 43 185 2282 .408 506 977 160 20 36 175 43 72 749 .321

Def DP: 123

Pit Err: 8

RC Factor: 0.88

Proj W-LX: .417

GS/GR	PITCHER	ERA.	W	L	PCT.	SV	RP	GS	GR	CG	Sh	IP	H	R	ER	HR	BB	SO	OP-Z	BB/9	SO/9
29/ 4	GALE	4.79	6	11	.353	0	0	28	2	0	0	157.7	197	96	84	11	76	87	.305	4.3	5.0
28/ 0	BURNS	4.05	11	12	.478	0	0	28	0	3	1	195.7	206	95	88	12	91	170	.270	4.2	7.8
27/ 6	RIGHETTI	4.70	10	12	.455	1	2	27	4	11	2	218.3	232	129	114	16	140	212	.272	5.8	8.7
26/ 7	WITT	4.13	8	13	.381	2	3	26	5	2	1	183.0	208	92	84	8	49	82	.285	2.4	4.0
25/15	B. CASTILLO	3.94	13	13	.500	0	4	25	13	12	0	223.7	207	119	98	38	83	117	.245	3.3	4.7
0/70	CAUDILL	2.40	10	6	.625	23	33	0	70	0	0	120.0	83	32	32	12	43	109	.195	3.2	8.2
2/52	BEARD	4.34	4	8	.333	7	11	0	54	0	0	76.7	76	47	37	15	36	64	.258	4.2	7.5
	CORBETT	3.80	3	1	.750	3	6	0	34	0	0	42.7	43	27	18	7	25	25	.261	5.3	5.3
1/20	T. LEACH	5.50	0	1	.000	1	1	0	17	0	0	34.3	46	22	21	4	11	33	.320	2.9	8.7
	GAFF	4.20	8	6	.571	0	0	25	0	1	1	141.3	183	84	66	11	29	52	.312	1.8	3.3
	P. UNDERWOOD	1.98	0	0	.000	0	0	0	10	0	0	13.7	15	4	3	1	1	5	.278	0.7	3.3
	BRUSSTAR	6.75	0	0	.000	1	1	0	4	0	0	6.7	8	5	5	0	3	3	.296	4.0	4.0
PIT TOTALS		4.20	75	85	.469	42	66	160	243	29	5	1454.0	1551	781	678	137	618	980	.272	3.8	6.1

# ELK GROVE Skyhawks

\* 19 \*

Manager: Les Fleming

Age: 37 Occupation: Attorney

## Biographical Sketch

Born in Muskogee, OK, relocated to Stockton, CA by age 1. Graduated college from Sacramento State. Carried mail for 10 years while going to college and law school. Began playing REPLAY Baseball in 1977 in an old timers '61 league run by Norm Babcock. Have enjoyed REPLAY since and intend to continue to enjoy it in the future.

## 1983 Season Story

The Skyhawks were gratified to have pulled off a .500 season, especially since they played under .500 at home. Opponents outscored Elk Grove by 40 runs over the course of the season, yet they still won half of their games. A lack of batting punch (K. Hernandez .281, K. Landreaux .275, & J. Cruz .262 being the 3 top averages) and a lack of bullpen (behind Barojas there was nothing) made the prospects look bleak. A few clutch performances at the right time, however, saved the season.

TEAM MVP: Salome Barojas

Most Unexp. Perf: Rick Langford

AB	PLAYER	PCT.	G	GU	AB	R	H	RBI	2B	3B	HR	TB	SLG.	BB	SO	E	SH	SF	SB	CS	WH	RC	OB-Z
	K. HERNANDEZ	.281	156	0	597	77	168	85	34	6	9	241	.404	84	89	12	1	2	14	5	9	90	.370
D	A. BANNISTER	.202	116	14	391	55	79	22	14	3	3	108	.276	53	52	13	3	1	26	3	3	36	.297
E	Os SMITH	.227	130	10	498	59	113	39	21	0	1	137	.275	45	25	16	7	4	23	4	3	43	.291
E	OSERKPELL	.267	130	11	498	51	123	35	16	4	3	156	.313	35	45	14	2	3	5	5	4	45	.296
	JOSE CRUZ	.262	153	5	565	66	148	71	31	2	14	225	.398	56	72	15	0	4	16	11	10	72	.329
E	LANDREAUX	.275	127	5	501	68	138	52	24	2	13	205	.409	44	73	1	7	6	29	5	5	73	.334
	ARMAS	.260	133	0	527	67	137	79	16	5	29	250	.474	29	120	5	0	5	3	1	14	75	.299
E	Jody DAVIS	.222	147	1	495	54	110	82	14	1	21	189	.382	33	109	10	1	4	0	0	14	51	.271
C	Ben JOHNSON	.210	64	90	124	10	26	14	5	0	5	46	.371	14	24	0	0	1	0	0	1	13	.290
	MANNING	.254	149	4	578	64	147	54	14	1	8	187	.324	57	74	6	3	3	9	10	11	58	.321
C	BROWN	.225	56	98	178	23	40	16	6	1	2	54	.303	13	25	1	0	2	24	10	2	15	.277
C	Jr. KENNEDY	.232	64	96	190	13	44	17	1	3	2	57	.300	16	14	7	4	1	1	0	2	17	.291
D	L. JOHNSON	.203	30	127	74	4	15	8	1	0	0	16	.216	7	12	1	0	0	0	0	0	4	.272
A	YOST	.301	63	93	83	7	25	9	3	4	0	36	.434	4	18	1	0	0	2	0	0	12	.333
B	STEIN	.259	7	153	27	2	7	1	1	0	0	8	.296	0	7	0	0	0	0	0	0	2	.259
B	WILFONG	.215	67	90	163	18	35	13	3	1	2	46	.282	18	31	5	2	0	4	1	0	14	.293
C	REVERING	.143	3	157	7	1	1	2	0	0	1	4	.571	1	2	0	0	0	0	0	0	1	.250
B	WALLING	.167	6	153	12	2	2	0	1	0	0	3	.250	1	1	0	0	0	0	0	0	1	.231
	STAT ERROR	.000	0	0	0	0	0	0	0	0	-1	0	.000	4	0	0	0	0	0	0	0	0	.000

BAT TOTALS .247 160 XX 5508 641 1358 599 205 33 112 1965 .357 514 793 109 30 36 156 55 78 620 .311

Def DP: 127

Pit Err: 2

RC Factor: 1.03

Proj W-LX: .470

GS/GR	PITCHER	ERA.	W	L	PCT.	SV	RP	GS	GR	CG	Sh	IP	H	R	ER	HR	BB	SO	OP-Z	BB/9	SO/9
34/ 2	Bob FORSCH	3.18	12	13	.480	0	0	34	0	5	3	260.3	239	100	92	24	60	102	.244	2.1	3.5
31/ 1	LANGFORD	3.18	13	15	.464	0	0	31	0	*21	1	255.0	235	96	90	41	43	76	.244	1.5	2.7
26/ 0	A. WILLIAMS	4.46	5	10	.333	0	0	23	0	1	0	145.3	154	81	72	19	63	65	.271	3.9	4.0
21/ 2	STUPER	3.91	9	7	.563	0	0	20	2	3	0	142.7	158	69	62	19	61	59	.280	3.8	3.7
21/21	LaPOINT	5.45	6	11	.353	4	5	21	8	2	0	138.7	179	89	84	14	44	57	.312	2.9	3.7
0/61	BAROJAS	3.13	11	7	.611	20	31	0	56	0	0	86.3	68	31	30	10	30	52	.216	3.1	5.4
21/16	SWAN	2.97	13	5	.722	1	1	22	8	8	2	184.7	170	73	61	20	29	79	.244	*1.4	3.9
	BYSTROM	5.25	1	0	1.000	0	0	1	4	0	0	12.0	13	7	7	0	14	5	.275	10.5	3.7
	FARMER	5.40	0	1	.000	0	0	0	20	0	0	21.7	23	14	13	1	30	12	.271	12.5	5.0
0/17	CAPPUZZELLO	4.61	1	1	.500	3	4	0	15	0	0	13.7	12	7	7	2	5	12	.235	3.3	7.9
	SORENSEN	2.00	1	0	1.000	0	0	1	0	1	0	9.0	8	2	2	0	3	3	.238	3.0	3.0
	DENNY	6.25	3	3	.500	0	3	1	25	0	0	72.0	95	50	50	10	41	51	.316	5.1	6.4
	M. MORGAN	4.70	4	6	.400	3	6	5	29	0	0	76.7	87	42	40	12	38	35	.285	4.5	4.1
	EASTERLY	9.42	1	0	1.000	1	2	0	12	0	0	14.3	20	15	15	2	6	9	.329	3.8	5.7
	HURST	19.29	0	1	.000	0	0	1	0	0	0	2.3	5	5	5	2	0	1	.429	0.0	3.9
	PIT TOTALS	3.95	80	80	.500	32	52	160	179	41	8	1434.7	1466	681	630	176	467	618	.264	2.9	3.9

# FIRESTONE Parkers

\* 20 \*

Manager: Chuck Kirkwood (Diane)

Age: 42 Occupation: Teacher

BANKS DIVISION CHAMPION

## Biographical Sketch

Was a Prosecuting Attorney, specializing in murder trials until Sept. '80. Took a leave of absence to teach at Akron University School of Law for one year. Liked it and decided to stay. Gave more time to devote to my hobbies - Baseball & Reading. Introduced to REPLAY in Aug '82 by a newspaper reporter who had covered murder trials. May be a unique member of the League in that I have never seen APBA, etc.

## 1983 Season Story

The Parkers' first season was a huge success, as they came from 14 games back to win the Banks division in a playoff with Addison. The Parkers were in the Banks basement in late May when REPLAY Convention was held in Albany, NY. Firestone Manager attends Convention, meets people who know something about REPLAY, and invites suggestions concerning Firestone lineup. EUREKA!!! Firestone plays .700 ball on the road for rest of season and wins the pennant! Parkers lead Amer. Assoc. in doubles and stolen bases. Firestone was mauled by Toledo in 1st round of playoffs. There is no substitute for power. Unlimited pitcher named Joe Cowley wins 15 games and compiles a 3.58 ERA in 39 starts. Firestone rewards Cowley by releasing him at season's end. Cruel business.

TEAM MVP: Ben Oglivie

Most Unexp. Perf: Joe Cowley

AB	PLAYER	PCT.	G	GU	AB	R	H	RBI	2B	3B	HR	TB	SLG.	BB	SO	E	SH	SF	SB	CS	WH	RC	OB-Z
	DRIESSEN	.264	152	0	552	69	146	80	34	0	19	237	.429	95	72	8	0	6	10	2	10	90	.372
R	LOPES	.234	131	0	461	57	108	45	21	2	15	178	.386	24	67	15	1	2	25	14	3	46	.272
R	U.L.WASH'TON	.252	131	1	476	67	120	57	24	2	10	178	.374	43	65	22	4	3	15	6	14	56	.314
	KNIGHT	.292	160	2	637	72	186	73	49	2	9	266	.418	38	64	26	0	8	3	8	11	85	.332
	OGLIVIE	.273	160	2	623	85	170	139	23	0	36	301	.483	64	97	9	0	2	4	5	18	101	.341
	Lee SMITH	.292	158	2	630	109	184	72	37	3	12	263	.417	69	81	0	1	9	85	27	9	100	.362
	Jer MARTIN	.285	131	24	369	42	103	44	15	0	10	150	.407	30	84	12	0	1	1	1	3	50	.338
C	SWEET	.233	90	60	292	24	68	23	3	0	2	77	.264	19	32	7	4	3	2	1	1	22	.280
D	LACY	.286	118	39	405	69	116	58	16	7	9	173	.427	34	54	5	1	2	41	21	9	57	.342
R	Ed MILNER	.247	131	1	506	69	125	34	17	8	8	182	.360	50	63	4	4	1	24	10	4	58	.315
C	B. MARTINEZ	.223	105	41	305	26	68	45	20	0	7	109	.357	18	40	9	0	2	3	1	3	29	.266
C	O'MALLEY	.381	18	142	42	4	16	7	2	0	2	24	.571	5	7	1	0	1	0	0	3	11	.447
R	FLYNN	.100	44	115	40	4	4	1	0	1	0	6	.150	2	4	0	4	0	2	0	0	1	.143
B	C. BANDO	.000	2	160	1	0	0	0	0	0	0	0	.000	0	0	0	0	0	0	0	0	0	.000
B	PITTMAN	.287	48	114	143	16	41	7	6	0	0	47	.329	8	19	4	3	0	13	6	0	15	.325
A	DORAN	.270	36	126	89	9	24	10	1	0	0	25	.281	6	12	2	0	0	3	0	2	9	.316
A	Bob CLARK	.000	1	161	0	0	0	0	0	0	0	0	.000	0	0	0	0	0	0	0	0	0	.000
	<STAT ERROR>	.000	0	0	0	0	-1	0	0	0	0	0	.000	0	0	0	0	0	0	0	0	0	.000

BAT TOTALS .266 162 XX 5571 722 1480 695 268 25 139 2215 .398 505 761 130 22 40 231 102 90 724 .327

Def DP: 110

Pit Err: 6

RC Factor: 1.00

Proj W-LX: .526

GS/GR	PITCHER	ERA.	W	L	PCT.	SV	RP	GS	GR	CG	Sh	IP	H	R	ER	HR	BB	SO	OP-Z	BB/9	SO/9
34/ 1	CALDWELL	3.77	15	11	.577	0	0	34	0	11	1	260.0	276	116	109	29	50	82	.271	1.7	2.8
25/ 0	UDUR	4.16	11	8	.579	0	0	26	0	9	1	188.0	148	90	87	41	63	94	.216	3.0	4.5
24/ 4	MARTZ	4.19	13	7	.650	0	0	24	0	4	0	152.7	157	74	71	14	41	39	.265	2.4	2.3
13/ 0	D. PALMER	3.95	7	4	.636	0	0	14	0	3	2	98.0	105	52	43	7	49	55	.273	4.5	5.1
8/25	D. SCHMIDT	4.89	3	5	.375	2	4	8	24	0	0	99.3	113	55	54	4	36	64	.285	3.3	5.8
0/61	DeLEON	3.59	10	9	.526	28	*38	0	62	0	0	100.3	98	44	40	10	27	66	.255	2.4	5.9
0/62	B. CAMPBELL	4.81	2	4	.333	7	9	0	33	0	0	43.0	43	25	23	7	26	26	.260	5.4	5.4
2/55	REED	3.91	4	5	.444	8	12	2	51	0	0	99.0	104	46	43	12	24	54	.269	2.2	4.9
0/47	BERNARD	4.11	0	3	.000	0	0	0	26	0	0	50.3	56	23	23	3	18	29	.281	3.2	5.2
1/32	LARTI	4.40	2	0	1.000	0	2	1	15	0	0	30.7	35	17	15	5	15	13	.286	4.4	3.8
	COWLEY	3.57	15	12	.556	0	0	39	0	3	1	239.7	226	109	95	35	76	118	.249	2.9	4.4
2/ 6	ROZENA	2.05	2	0	1.000	3	4	2	7	1	1	30.7	23	7	7	1	9	17	.208	2.6	5.0
	FELTON	3.21	8	1	.889	0	0	11	0	0	0	61.7	36	24	22	6	34	47	.170	5.0	6.9
	D.ALEXANDER	1.93	0	1	.000	0	0	1	0	0	0	4.7	8	4	1	0	2	1	.376	3.9	1.9

PIT TOTALS 3.91 92 70 .568 48 69 162 218 31 9 1458.0 1428 686 633 174 470 705 .256 2.9 4.4

# HARBOR BEACH Hurons

\* 21 \*

Manager: Dick Gorney (Barbra)

Age: 45 Occupation: Rural Mail Carrier

## Biographical Sketch

Postal Employee for 23 years; stamp dealer for 18 years. Sports highlight: Playing with Michigan All Stars in Hearst All Star Tournament in Tiger Stadium. Presently coaching high school softball at a school with only 80 high school students.

## 1983 Season Story

Disappointing season for the Hurons. The only offense was supplied by Frank White and Leon Durham. Outfield defense was weak and pitching was only average.

TEAM MVP: Leon Durham

Most Unexp. Perf: Paul Splittorff

AB PLAYER	PCT.	G	GU	AB	R	H	RBI	2B	3B	HR	TB	SLG.	BB	SO	E	SH	SF	SB	CS	WH	RC	OB-Z
E YASTRZENSKI	.237	129	20	485	55	115	84	21	0	19	193	.398	64	54	10	0	4	0	0	8	63	.326
F. WHITE	.325	139	0	585	62	190	70	*56	3	6	270	.462	13	84	15	1	3	6	5	10	90	.339
E HOFFMAN	.208	157	3	466	33	97	34	17	3	3	129	.277	28	77	17	16	3	1	3	0	32	.253
E LANSFORD	.266	114	15	473	67	126	39	27	4	12	197	.416	45	49	8	0	3	9	5	2	65	.330
DURHAM	.297	146	1	573	95	170	109	26	7	31	303	.529	63	73	12	0	4	31	14	15	109	.366
FUEL	.248	141	0	495	57	123	57	17	8	9	183	.370	62	52	0	0	3	20	10	9	61	.332
E CROMARTIE	.249	127	19	454	49	113	61	19	3	9	165	.363	47	52	7	0	3	2	0	8	53	.319
E FISK	.239	123	8	457	56	109	23	15	1	6	144	.315	56	68	5	0	0	30	2	2	52	.322
J. RAY	.270	*160	0	*686	73	185	55	29	5	8	248	.362	29	34	4	1	5	20	5	6	76	.299
C R. POWELL	.260	21	136	73	6	19	8	2	1	1	26	.356	2	9	0	0	0	0	3	2	6	.280
B GWYN	.257	51	99	148	18	38	13	6	1	1	49	.331	14	14	0	0	0	7	2	3	16	.321
B H. JOHNSON	.315	62	82	197	24	62	21	6	0	2	74	.376	12	29	4	0	0	6	3	2	26	.354
D BENEDICT	.221	41	113	140	11	31	15	4	1	1	40	.286	14	17	1	0	0	2	1	2	12	.292
B L. JONES	.222	44	112	144	10	32	8	2	0	0	34	.236	4	17	0	0	3	0	1	1	8	.243
B C. REYNOLDS	.256	49	107	90	10	23	6	2	3	2	37	.411	7	7	5	4	0	1	0	0	12	.309
A LAGA	.299	29	131	77	6	23	10	17	0	0	40	.519	1	24	0	0	0	0	0	1	12	.308
B C. CASTILLO	.000	1	157	3	0	0	1	0	0	0	0	.000	0	0	0	0	0	0	0	0	0	.000
B. LITTLE	.286	5	155	7	1	2	1	0	0	0	2	.286	0	0	0	0	1	0	0	0	1	.286
<STAT ERROR>	.000	0	0	0	0	1	0	0	0	0	0	.000	0	0	0	0	0	0	0	0	0	.000

BAT TOTALS .263 160 IX 5553 633 1459 615 266 40 110 2135 .384 461 660 91 22 32 135 54 71 686 .319

Def DP: 110

Pit Err: 3

RC Factor: 0.92

Proj W-LX: .484

GS/GR PITCHER	ERA.	W	L	PCT.	SV	RP	GS	GR	CG	Sh	IP	H	R	ER	HR	BB	SO	OP-Z	BB/9	SO/9
40/ 0 CLANCY	3.79	15	17	.469	0	0	*40	0	13	2	287.7	265	127	121	31	94	141	.244	2.9	4.4
38/ 0 STIEB	4.31	12	21	.364	0	0	38	0	*21	1	300.7	309	153	144	30	85	146	.265	2.5	4.4
32/ 0 SANDERSON	2.71	11	15	.423	0	0	32	0	10	5	255.7	195	91	77	34	66	190	.211	2.3	6.7
28/ 1 SPLITTORFF	4.41	12	6	.667	0	0	27	0	2	1	179.7	183	91	88	24	60	81	.263	3.0	4.1
17/18 SARMIENTO	3.38	11	9	.550	0	1	17	6	11	3	151.7	138	63	57	15	29	75	.242	1.7	4.5
0/65 TIDROW	2.65	3	4	.429	2	5	0	40	0	0	57.7	39	17	17	5	11	41	.192	1.7	6.4
0/55 NIEDENFUER	3.64	5	5	.500	12	17	0	46	0	0	59.3	69	25	24	6	11	49	.290	1.7	7.4
0/50 ALLEN	6.52	2	4	.333	8	10	0	34	0	0	29.0	28	21	21	6	17	22	.253	5.3	6.8
0/47 MORG	2.66	1	2	.333	1	2	0	24	0	0	40.7	40	20	12	1	16	20	.257	3.5	4.4
B. KINGMAN	5.72	0	0	.000	0	0	0	8	0	0	28.3	33	18	18	3	11	2	.290	3.5	0.6
10/ 5 HAWKINS	5.36	0	5	.000	0	0	6	1	1	0	45.3	59	27	27	5	23	23	.313	4.6	4.6

PIT TOTALS 3.80 72 88 .450 23 35 160 159 58 12 1435.7 1358 653 606 160 423 789 .249 2.7 4.9



# HUDSON Hornets

\* 22 \*

Manager: Ed Laing (Libby)

Age: 30 Occupation: Salesman

## Biographical Sketch

Born in Canton, OH in '53, moved to Hudson in '58, and spent 18 years there. Married in '76 and moved to Peninsula. We had our first child, a boy, this past spring. Am active in all types of simulation games, but my favorite is REPLAY baseball. The new baby and being Commissioner of the RML forced me to resign as an active Manager in the TML.

## 1983 Season Story

A disappointing season that ended with a horrible slump. There were a few bright spots, all pitching. Nolan Ryan had a great season, notching 21 wins and tossing an American Association record 11 shutouts. Ryan finished 2nd to teammate Steve Carlton in the strikeout derby, as Carlton set a new American mark with 282 K's. Carlton couldn't buy a break, as his record ended up below .500 (12-13). Rollie Fingers and Dan Spillner provided relief, notching 14 and 21 RP's respectively. But after them, there was nothing else.

TEAM MVP: Nolan Ryan

Most Unexp. Perf: Luis Sanchez

AB	PLAYER	PCT.	G	GU	AB	R	H	RBI	2B	3B	HR	TB	SLG.	BB	SO	E	SH	SF	SB	CS	WH	RC	OB-Z
	THORNTON	.257	159	0	602	81	155	80	26	0	27	262	.435	78	100	0	0	3	6	4	9	89	.343
	GRICH	.254	146	0	568	71	144	51	28	3	20	238	.419	88	122	13	0	0	6	4	4	83	.354
E	POLI	.216	146	13	462	32	100	21	17	1	1	122	.264	13	29	12	4	3	2	3	3	28	.238
E	NETTLES	.210	125	2	415	44	87	42	12	1	17	152	.366	62	54	33	0	1	2	6	3	45	.312
E	BONNELL	.277	129	29	469	43	130	39	22	5	9	189	.403	21	62	3	1	2	13	2	3	60	.308
	MATTHEWS	.254	158	1	642	73	163	55	23	0	15	231	.360	70	84	11	0	3	22	5	8	78	.327
	BURBY	.240	131	16	441	32	106	31	12	3	3	133	.302	25	71	3	1	3	4	4	3	37	.281
	SIMMONS	.257	134	4	530	46	136	71	24	0	11	193	.364	27	52	4	1	5	0	0	6	56	.293
D	Reg SMITH	.303	108	16	376	54	114	50	16	0	17	181	.481	39	44	5	0	1	4	0	7	68	.369
	HARGROVE	.253	116	44	304	35	77	15	14	2	1	98	.322	48	32	2	0	3	1	0	3	35	.355
C	MORRISON	.251	74	82	211	27	53	31	8	4	12	105	.498	10	25	8	1	2	0	0	4	30	.285
D	HASSEY	.229	49	111	118	9	27	14	10	0	2	43	.364	13	20	0	0	0	0	0	13	.305	
E	R. WASHINGTON	.210	59	101	138	13	29	10	5	1	1	39	.283	7	24	5	0	3	0	2	0	9	.248
	SINGLETON	.206	77	77	248	19	51	34	10	2	8	89	.359	20	53	0	0	4	0	0	8	24	.265
A	RAYFORD	.000	1	159	0	0	0	0	0	0	0	0	.000	0	0	0	0	0	0	0	0	.000	
A	LOUCKS	.000	3	157	1	1	0	0	0	0	0	0	.000	0	1	0	0	0	0	0	0	.000	
B	J. WHITE	.303	15	145	33	3	10	6	2	0	1	15	.455	1	5	0	0	0	3	0	0	6	.324
A	CHARBONEAU	.276	29	127	76	12	21	16	5	5	2	42	.553	4	6	2	0	2	0	0	2	13	.313
	<STAT ERROR>	.000	0	0	0	0	0	-2	0	0	0	0	.000	0	0	0	0	0	0	0	0	.000	

BAT TOTALS .249 160 XX 5634 595 1403 564 234 27 147 2132 .378 526 784 104 8 35 63 32 63 667 .313

Def DP: 114

Pit Err: 3

RC Factor: 0.89

Proj W-LZ: .437

GS/GR	PITCHER	ERA.	W	L	PCT.	SV	RP	GS	GR	CG	Sh	IP	H	R	ER	HR	BB	SO	OP-Z	BB/9	SO/9
38/ 0	CARLTON	3.33	12	13	.480	0	0	38	0	13	3	292.0	257	117	108	18	113	*282	.236	3.5	8.7
35/ 0	RYAN	3.14	21	13	.618	0	0	35	0	*21*	*11	283.3	207	102	99	36	143	279	.204	4.5	8.9
	A. MORENO	4.95	7	16	.304	0	0	41	0	2	0	200.0	226	121	110	35	74	79	.284	3.3	3.6
26/ 2	BEATTIE	3.79	6	13	.316	0	0	26	1	6	1	190.0	157	91	80	18	90	166	.225	4.3	7.9
	SEAVER	7.52	1	5	.167	0	0	8	0	0	0	26.3	34	22	22	6	16	13	.312	5.5	4.4
0/75	W. HERNANDEZ	3.86	3	4	.429	1	4	0	44	0	0	49.0	57	23	21	4	15	27	.290	2.8	5.0
0/65	SPILLNER	2.79	9	11	.450	12	21	0	55	0	0	113.0	100	38	35	14	36	89	.237	2.9	7.1
0/50	FINGERS	1.98	4	8	.333	10	14	0	42	0	0	63.7	44	15	14	4	23	57	.195	3.3	8.1
0/46	L. SANCHEZ	6.64	3	3	.500	1	4	0	34	0	0	81.3	115	60	60	13	41	49	.332	4.5	5.4
3/27	HOOD	3.71	1	2	.333	0	1	2	12	0	0	34.0	40	17	14	1	10	25	.292	2.6	6.6
4/17	CASTRO	3.97	1	2	.333	0	1	4	14	0	0	95.3	94	42	42	6	25	35	.257	2.4	3.3
	McGRAW	10.80	0	0	.000	0	0	0	3	0	0	6.7	12	8	8	2	2	0	.387	2.7	0.0
1/55	STANTON	5.40	0	0	.000	0	0	0	6	0	0	8.3	7	5	5	2	2	4	.228	2.2	4.3
7/21	GOLTZ	4.97	0	2	.000	0	0	6	2	0	0	25.3	36	15	14	1	16	13	.333	5.7	4.6

PIT TOTALS 3.87 68 92 .425 24 45 160 213 42 15 1468.3 1386 676 632 160 606 1118 .249 3.7 6.9

# KEFLAVIK Stingray

\* 23 \*

Manager: Mark Hetterich (Connie)

Age: 36 Occupation: U.S. Navy Computer Technician

## Biographical Sketch

Just completed my 15th year of Naval service, with just a short 5 years till a change of occupations. Working toward a B.S. degree, short 35 credit hours for a Management Degree from Univ. of Maryland. We are looking forward to our next tour in the states - Aug '84 - will ask for Norfolk, VA and hope for a 4-year tour. Hope to meet a few more REPLAY gamers in person now that we will be stateside for the first time in over 5 years.

TEAM MVP: Kent Hrbek

Most Unexp. Perf: Don Baylor

## 1983 Season Story

Basically a building year. The Stingray 2 years ago inherited an old/veteran team and began a youth campaign. An excellent draft the past 2 years and some wise trades have built the Stingray into a contender for '84. The '83 season was the best in 3 years with the hitters leading the resurgence. Hrbek, the Team MVP, hit .293, 23 HR's, & had 14 WH's. Baylor clobbered 36 HR's & 32 2B's, and was a positive contributor at DH all season. Pitching was the Stingray weak point, with Havens leading the staff with 17 wins, while giving up 53 HR's (Bombs Away Havens). Next seasons pitching staff should be outstanding with Guidry, Hammaker, Pena, Ojeda, and Stoddard as starters, and Orosco, C. Diaz, Scherrer, Schatzeder, and Butcher in the bullpen. Boggs, the Stingray leading hitter will return and try for his first TML batting title in '84.

AB	PLAYER	PCT.	G	GU	AB	R	H	RBI	2B	3B	HR	TB	SLG.	BB	SO	E	SH	SF	SB	CS	WH	RC	OB-Z
	HREBK	.293	138	0	591	70	173	88	15	10	23	277	.469	34	102	12	2	4	1	2	14	91	.331
	GARNER	.293	146	10	583	91	171	78	28	10	19	276	.473	39	84	14	0	3	34	10	6	95	.338
	D.CONCEPCION	.294	151	0	586	68	172	36	21	5	3	212	.362	45	70	22	1	4	14	5	4	74	.344
	WALLACH	.263	156	0	627	89	165	76	43	4	17	267	.426	39	92	20	0	2	6	2	12	82	.306
D	LOWENSTEIN	.314	98	52	382	60	120	64	14	0	24	206	.539	45	61	0	0	3	8	2	7	80	.386
E	T. SCOTT	.239	134	8	415	34	99	41	15	0	3	123	.296	14	43	9	7	5	19	0	3	36	.263
E	C. MOORE	.242	57	99	186	19	45	20	6	1	3	62	.333	12	30	0	0	2	2	2	4	17	.288
E	MORELAND	.292	124	36	459	53	134	66	28	2	14	208	.453	51	62	17	0	4	1	4	2	73	.363
	BAYLOR	.269	158	0	633	97	170	117	32	3	36	316	.499	55	70	0	0	11	15	2	9	106	.327
D	V. BOGGS	.336	94	56	405	57	136	39	15	2	2	161	.398	30	19	7	1	3	3	0	6	62	.382
E	CASTINO	.216	72	58	250	27	54	20	10	3	4	82	.328	19	36	4	2	0	2	2	0	22	.271
D	POCOROBA	.285	42	108	137	18	39	27	10	0	5	64	.467	16	17	1	0	0	0	0	3	23	.359
C	D. IORG	.359	47	110	128	12	46	15	12	2	0	62	.484	11	17	3	0	1	2	1	2	25	.410
B	FRANCONA	.333	74	72	180	28	60	21	5	0	0	65	.361	15	18	1	3	0	2	2	1	25	.385
A	KITTLE	.111	7	153	27	2	3	0	1	0	0	4	.148	6	11	0	0	0	0	0	0	1	.273
A	M. HALL	.268	13	147	56	7	15	5	1	1	0	18	.321	7	11	1	0	0	0	0	0	6	.349
A	FRANCO	.205	14	141	39	7	8	1	3	0	0	11	.282	2	4	0	0	0	0	0	0	3	.244

BAT TOTALS .283 160 11 5684 739 1610 714 259 43 153 2414 .425 440 747 114 16 42 109 34 73 815 .335

Def DP: 113

Pit Err: 3

RC Factor: 0.91

Proj W-L: .453

GS/GP	PITCHER	ERA	W	L	PCT.	SV	RP	GS	GR	CG	Sh	IP	H	R	ER	HR	BB	SO	OP-Z	BB/9	SO/9
	HAVENS	4.19	17	13	.567	0	0	39	0	10	1	270.7	245	141	126	*53	112	137	.241	3.7	4.6
33/ 1	GUIDRY	4.90	13	12	.520	0	0	34	0	7	3	216.7	235	122	118	19	89	185	.276	3.7	7.7
	MOLES	5.35	6	16	.273	0	0	31	0	1	1	186.7	243	125	111	18	58	105	.313	2.8	5.1
27/ 2	HAMMAKER	5.11	10	14	.417	0	0	28	0	6	0	192.0	225	112	109	23	46	104	.291	2.2	4.9
19/ 4	O'CONNOR	5.24	6	11	.353	0	0	19	0	4	1	120.3	135	85	70	14	47	40	.282	3.5	3.0
2/32	OROSCO	2.78	6	6	.500	13	19	0	50	0	0	55.0	41	18	17	4	19	41	.207	3.1	6.7
6/35	RUDY MAY	2.47	4	3	.571	9	13	0	33	0	0	54.7	40	17	15	3	5	42	.204	0.8	6.9
	SCHATZEDER	3.77	5	1	.833	2	7	0	29	0	0	45.3	45	25	19	4	14	21	.258	2.8	4.2
	A. PENNA	8.00	0	0	.000	0	0	0	0	0	0	9.0	19	8	8	2	5	8	.425	5.0	8.0
0/23	C. DIAZ	2.79	0	1	.000	1	1	0	17	0	0	19.3	25	6	6	1	4	6	.312	1.9	2.8
9/ 0	B. STODDARD	2.99	4	2	.667	0	0	9	0	3	1	69.3	58	25	23	11	19	29	.227	2.5	3.8
	WALK	7.42	0	0	.000	1	1	0	25	0	0	47.3	68	40	39	10	15	16	.335	2.9	3.0
2/14	OJEDA	9.00	0	1	.000	1	1	0	2	0	0	1.0	1	1	1	0	0	1	.260	0.0	9.0
	GRISSEL	4.15	0	1	.000	2	2	0	4	0	0	4.3	3	2	2	0	1	3	.195	2.1	6.2
	BOITANO	4.50	0	0	.000	0	0	0	5	0	0	4.0	8	2	2	0	4	2	.412	9.0	4.5
	S. BAKER	5.57	4	4	.500	0	4	0	38	0	0	127.7	144	82	79	21	35	79	.283	2.5	5.6
2/ 3	SCHERRER	1.80	0	0	.000	0	0	0	3	0	0	5.0	3	1	1	0	0	2	.174	0.0	3.6
	<STAT ERROR>	0.00	0	0	.000	0	0	0	0	0	0	0.0	0	0	0	0	-2	0	.000	0.0	0.0

PIT TOTALS 4.70 75 85 .469 29 48 160 214 31 7 1428.3 1538 812 746 183 471 821 .274 3.0 5.2

# L&M Librae

\* 24 \*

Manager: Dallas Adams (Anne-Marie)

Age: 43

Occupation: Sabermetrician

KOUFAX DIVISION CHAMPION

## Biographical Sketch

Am a 25-year table-gamer in APBA and REPLAY. Very interested in the mathematical analysis of baseball records and statistics (Sabermetrics). Writes a regular column for "Instant REPLAY" and "The APBA Journal;" also contributes to "The Baseball Analyst" and "The Baseball Research Journal." Owns a baseball library of 250 volumes, including Guides back to 1916. Interests outside of baseball include reading, classical music, jogging, and cats.

TEAM MVP: Dale Murphy

Most Unexp. Perf: Jack Morris

## 1983 Season Story

A successful year for the Librae, as the team won its first divisional title. The team got off to a good start, accelerated during the "Summer Stretch" and then slumped a bit at the end. But that slowing up after the "Summer Stretch" didn't affect the pennant, for the club had built a big lead by that point. This was a power-based team: 222 HR's & .451 slugging average. Team offensive leaders were Dale Murphy (.274, 44 HR, 112 RBI), Ripken (.275, 38, 106), Jack Clark (.260, 30, 86), and Dawson (.285, 25, 77). As happened the previous year, the bullpen was again a disappointment: Quisenberry, Lucas, & Darwin combined for a 4.98 ERA, and a 15-13 record, while recording only 29 saves. Tough series loss to Salt River in the 1st round of the playoffs. Next season's outlook is bright, thanks to MLB's MVP's Ripken and Murphy, plus support from Dawson, Evans, Morris, & Quisenberry.

AB PLAYER	PCT.	G	GU	AB	R	H	RBI	2B	3B	HR	TB	SLG.	BB	SO	E	SH	SF	SB	CS	WH	RC	OB-Z
E Dar EVANS	.243	134	6	474	69	115	65	15	3	18	190	.401	73	61	7	0	6	2	4	8	64	.344
WHITAKER	.281	148	6	580	65	163	76	22	2	15	234	.403	48	58	8	2	2	10	2	14	80	.336
E TRAMMELL	.238	131	29	462	58	110	64	27	7	9	178	.385	41	38	24	0	5	13	6	7	53	.300
RIPKEN	.275	152	4	581	90	160	106	31	4	38	313	.539	47	93	19	0	12	3	4	17	101	.330
Dale MURPHY	.274	160	0	617	121	169	112	22	2	44	327	.530	88	141	9	0	8	28	7	18	122	.365
DAWSON	.285	142	3	607	98	173	77	31	9	25	297	.489	37	96	11	0	3	31	10	5	97	.326
Jack CLARK	.260	151	3	596	108	155	86	32	0	30	277	.465	93	103	9	0	8	9	4	10	100	.360
E SUNDBERG	.264	120	21	371	42	98	42	15	9	8	155	.418	45	46	4	1	3	1	5	8	51	.344
B BROUHARD	.277	39	113	112	13	31	18	6	1	2	45	.402	9	19	1	0	0	0	5	0	13	.331
D BEATH	.180	65	77	205	23	37	20	10	0	4	59	.288	11	26	7	0	1	2	0	2	13	.222
E GANTNER	.330	57	99	191	27	63	30	13	3	6	100	.524	11	15	1	1	1	4	2	2	36	.366
Von HAYES	.270	66	87	244	32	66	25	15	5	4	103	.422	16	25	0	0	0	14	4	1	33	.315
GAETTI	.272	63	93	206	30	56	41	12	2	12	108	.524	16	51	1	0	4	0	3	3	33	.324
RICHARDS	.224	23	135	67	7	15	3	0	1	0	17	.254	4	12	0	0	0	3	2	1	4	.268
B SLAUGHT	.294	12	146	34	6	10	3	0	0	1	13	.382	3	5	0	1	0	0	0	0	5	.351
B D. GREEN	.188	6	148	16	2	3	2	1	0	0	4	.250	0	1	0	0	1	0	0	0	1	.188
D PERKINS	.272	45	114	81	12	22	6	6	1	0	30	.370	8	8	4	0	1	2	0	0	11	.337
A O'BRIEN	.218	37	117	78	16	17	10	6	2	6	45	.577	6	12	2	0	2	0	0	1	12	.274
C FAEDO	.200	3	156	10	2	2	1	0	0	0	2	.200	2	0	0	0	0	0	0	1	1	.333

BAT TOTALS .265 160 XX 5532 821 1465 787 264 51 222 2497 .451 558 810 109 5 57 122 58 98 825 .332

Def DP: 108

Pit Err: 2

RC Factor: 0.99

Proj W-L: .616

GS/GR	PITCHER	ERA.	W	L	PCT.	SV	RP	GS	GR	CG	Sh	IP	H	R	ER	HR	BB	SO	OP-Z	BB/9	SO/9
38/0	LEAL	3.82	18	11	.621	0	0	38	0	12	5	283.0	286	122	120	26	68	116	.262	2.2	3.7
34/0	BERENYI	4.18	15	12	.556	0	0	34	0	12	3	254.3	224	135	118	17	*155	166	.236	5.5	5.9
33/0	L.CHRIST'SON	3.48	16	11	.593	0	0	33	0	10	3	240.3	218	103	93	28	45	160	.241	1.7	6.0
37/0	MORRIS	3.42	13	5	.722	0	0	21	5	12	1	189.7	154	77	72	27	78	95	.222	3.7	4.3
30/0	P. VUCKOVICH	3.19	12	5	.706	0	0	21	2	10	2	174.7	179	69	62	6	68	69	.264	3.5	3.6
0/72	QUISENBERY	3.70	12	5	.706	19	31	0	52	0	0	73.0	85	32	30	7	11	24	.290	1.4	3.0
0/65	LUCAS	4.97	2	2	.500	5	7	0	30	0	0	38.0	46	26	21	7	15	23	.298	3.6	5.4
1/55	DARWIN	7.45	1	6	.143	5	6	0	33	0	0	38.7	58	32	32	4	23	28	.345	5.4	6.5
0/10	GUANTE	5.73	1	0	1.000	0	1	0	3	0	0	11.0	15	7	7	0	1	14	.324	0.8	11.5
16/20	ZACHRY	2.35	2	0	1.000	0	1	1	4	0	0	15.3	15	4	4	0	7	6	.255	4.1	3.5
33/0	BARKER	2.76	9	2	.818	0	2	12	5	7	1	117.3	122	41	36	5	37	85	.267	2.8	6.5

PIT TOTALS 3.73 101 59 .631 29 48 160 134 63 16 1435.3 1402 648 595 127 508 786 .255 3.2 4.9

# MOREHEAD Eagles

1984 TEAM NAME CHANGE \* 25 \*

WAKEFIELD SAVOYARDS

Manager: Rocky Hall (Alfreda)

Age: 27 Occupation: Program Director

## Biographical Sketch

Love baseball. My favorite team is the Reds. Big thrill is watching Wardogs ball-players. Big UK basketball fan. Other hobbies: cave exploring, hiking, riding my Yamaha 650, and practicing karate (have a brown belt in Shaoun, beginning in Tae-kwondo). Program Director at Ashland Group Home, dealing with delinquent and pre-delinquent adolescents. Sure helps having this experience in dealing with League members. (Just kidding!) Fun-loving country boy who loves competing against city slickers.

## 1983 Season Story

Wheeling and dealing to put this team together was the most fun. Playing the season, with a few exceptions, was not as much fun. Moreno's 67 SB's, Moseby's 14 3B, Nunez's 12 wins (38 starts, 283 IP, 195 K), and Bedrosian's 7-3 (2.30 ERA) were the player highlights. The 112 losses (24 in a row at one point) was something else! This team could have been great, but as in most cases, it takes time. For one to hurry and take shortcuts, there is a price to pay. Oh well, it was fun.

TEAM MVP: Steve Bedrosian

Most Unexp. Perf: Edwin Nunez

AB	PLAYER	PCT.	G	GU	AB	R	H	RBI	2B	3B	HR	TB	SLG.	BB	SO	E	SH	SF	SB	CS	WH	RC	OB-Z
D	D. COLLINS	.272	127	13	394	37	107	45	17	8	3	149	.378	28	62	16	1	9	11	5	4	48	.320
E	RICHARDT	.245	122	32	416	33	102	19	10	0	2	118	.284	16	48	15	0	2	5	1	2	33	.273
E	THON	.277	129	20	495	52	137	43	20	10	4	189	.382	33	55	13	2	0	33	6	8	65	.322
E	HOUSEHOLDER	.224	117	29	416	34	93	44	14	5	7	138	.332	27	81	1	0	5	11	8	8	36	.271
O	O. MORENO	.258	157	1	627	74	162	38	22	12	6	226	.360	41	111	2	3	4	67	29	3	68	.304
D	DERNIER	.264	107	42	398	42	105	31	16	2	3	134	.337	46	73	2	0	3	45	13	3	50	.340
D	CHROME	.202	126	7	392	32	79	29	10	0	9	116	.296	30	37	4	2	5	0	4	2	29	.258
D	SAMPLE	.250	85	45	260	29	65	30	7	1	12	110	.423	21	31	0	0	2	5	1	2	34	.306
D	MOSEBY	.264	144	13	496	47	131	55	23	14	8	206	.415	31	121	0	0	5	4	5	6	62	.307
D	DENT	.186	68	84	210	9	39	15	6	0	0	45	.214	12	23	11	3	2	0	0	1	10	.230
C	S. HENDERSON	.192	56	97	182	12	35	13	7	2	0	46	.253	11	55	0	0	0	4	2	0	11	.238
C	BUTLER	.127	30	128	63	4	8	5	0	0	0	8	.127	3	10	0	3	0	3	3	0	1	.167
B	BALBONI	.153	52	95	163	13	25	17	1	2	5	45	.276	7	45	9	0	3	0	0	1	8	.188
B	GILES	.175	49	108	166	23	29	27	6	0	9	62	.373	12	37	2	0	1	5	0	2	15	.230
B	A. ROBERTSON	.242	65	91	198	15	48	15	11	0	2	65	.328	6	30	10	0	0	0	0	0	17	.265
C	DYBZINSKI	.000	2	158	3	0	0	0	0	0	0	0	.000	1	0	0	0	0	0	0	0	0	.250
A	SINATRO	.196	21	138	51	2	10	2	1	0	0	11	.216	1	8	1	0	0	0	0	0	2	.212
A	TABLER	.212	32	126	99	8	21	9	3	3	1	33	.333	11	16	10	0	0	0	0	2	10	.291
A	KEBUS	.151	17	138	53	4	8	7	0	3	0	14	.264	4	14	1	0	0	5	1	2	3	.211
A	MIKE DAVIS	.426	32	128	94	10	40	13	4	0	1	47	.500	3	17	5	0	0	1	9	1	15	.443
A	B. HARPER	.267	13	147	45	3	12	7	0	0	2	18	.400	0	7	0	0	0	0	0	0	0	.267
A	TOLLESON	.200	2	154	5	0	1	0	0	0	0	1	.200	0	0	1	0	0	0	0	0	0	.200
B	KNICKLY	.177	41	115	113	7	20	8	1	0	2	27	.239	9	23	9	0	0	0	1	0	6	.238
	<STAT ERROR>	.000	0	0	0	0	0	0	0	0	0	0	.000	0	1	0	0	0	0	0	0	0	.000

BAT TOTALS .237 160 XX 5471 498 1298 481 183 62 78 1839 .336 372 929 120 14 41 202 88 48 528 .286

Def DP: 111

Pit Err: 7

RC Factor: 0.94

Proj W-LX: .277

GS/GR	PITCHER	ERA.	W	L	PCT.	SV	RP	GS	GR	CG	Sh	IP	H	R	ER	HR	BB	SO	OP-X	BB/9	SO/9
	McGREGOR	5.24	6	*23	.207	0	0	*40	4	10	1	256.0	*325	*164	*149	35	58	80	.308	2.0	2.8
29/ 2	PASTORE	5.38	10	15	.400	0	0	29	3	4	0	172.3	235	113	103	12	56	77	.324	2.9	4.0
30/ 8	Don ROBINSON	4.62	6	20	.231	0	1	29	7	5	0	202.7	189	116	104	40	108	153	.246	4.8	6.8
	DAYLEY	5.16	2	8	.200	1	1	14	35	0	0	134.3	151	81	77	21	41	42	.283	2.7	2.8
	NUNEZ	4.04	12	22	.353	0	2	38	15	8	1	283.0	222	136	127	43	147	195	.216	4.7	6.2
0/46	HUNE	4.80	4	10	.286	11	15	0	46	0	0	50.7	62	30	27	0	20	23	.300	3.6	4.1
3/61	BEDROSIAN	2.30	7	3	.700	8	13	3	58	0	0	156.7	108	43	40	11	96	139	.195	5.5	8.0
	WELSH	6.12	0	1	.000	0	0	1	23	0	0	32.3	44	24	22	7	9	9	.323	2.5	2.5
	HONEYCUTT	4.98	0	6	.000	1	1	5	24	0	0	68.7	104	43	38	4	18	34	.347	2.4	4.5
	G. HARRIS	5.19	1	3	.250	1	2	0	47	0	0	78.0	83	49	45	11	29	51	.272	3.3	5.9
	RICHORN	27.00	0	1	.000	0	0	1	0	0	0	1.7	6	6	5	0	2	0	.558	10.8	0.0

PIT TOTALS 4.62 48 112 .300 22 35 160 262 27 6 1436.3 1529 805 737 184 584 803 .272 3.7 5.0



# PACIFIC Goldeyes

\* 26 \*

Manager: Glenn Bailey (Wendy)

Age: 39 Occupation: Immigration Investigator

## Biographical Sketch

Began REPLAY in 1975 in Mark Hetterich's Old World Baseball League. Once I got the "bug" there was no turning back. Also enjoy the Face-Off Hockey Game.

## 1983 Season Story

As every year, I thought I had the team to break the elusive .500 barrier. It was not to be. Doug DeCinces was the team leader, but couldn't do it alone. Lack of one more power hitter and a poor bullpen left us a little short. Not having Gary Carter behind the plate didn't help either. We'll just have to regroup and try again next year.

TEAM MVP: Doug DeCinces

Most Unexp. Perf: Jeff Burroughs

AB	PLAYER	PCT.	G	GU	AB	R	H	RBI	2B	3B	HR	TB	SLG.	BB	SO	E	SH	SF	SB	CS	WH	RC	OB-Z
	Pete ROSE	.279	160	0	639	54	178	55	27	4	3	222	.347	64	30	8	16	7	8	2	2	77	.344
	Julio CRUZ	.247	160	0	657	81	162	45	25	0	5	202	.307	65	79	14	17	3	47	15	4	68	.314
E	RUSSELL	.255	136	24	373	42	95	39	15	3	4	128	.343	31	19	16	11	2	6	1	4	41	.312
	DeCINCES	.270	151	0	570	77	154	83	39	2	26	275	.482	62	69	18	0	8	6	5	8	92	.342
	KEMP	.252	160	0	591	64	149	83	15	0	15	209	.354	91	79	6	0	10	10	12	13	71	.352
E	G. MADDOX	.263	121	4	391	42	103	51	25	2	13	171	.437	12	27	3	0	2	4	2	5	48	.285
E	R. MILLER	.227	130	21	423	40	96	33	14	2	1	117	.277	28	58	8	7	2	2	1	5	32	.275
B	ASHBY	.242	131	25	351	36	85	39	10	2	11	132	.376	31	64	7	1	1	2	1	3	40	.304
	LUZINSKI	.256	160	0	562	69	144	73	25	0	18	223	.397	87	103	0	0	7	2	1	10	79	.356
C	BURROUGHS	.306	108	45	255	38	78	44	12	0	17	141	.553	38	49	0	0	2	0	1	4	55	.396
D	BAILOR	.305	89	71	223	21	68	13	4	1	0	74	.332	10	9	12	6	3	12	4	0	26	.335
C	WOHLFORD	.241	84	73	166	13	40	12	4	1	0	46	.277	12	22	1	1	1	0	2	2	13	.292
D	MULLINIKS	.203	66	91	79	13	16	6	7	0	1	26	.329	6	10	5	1	0	1	0	0	7	.259
B	ESSIAN	.202	69	82	104	7	21	12	4	0	1	28	.269	7	3	2	2	0	2	0	1	7	.252
A	KEARNEY	.088	55	102	34	1	3	0	1	0	0	4	.118	0	7	1	2	0	0	0	0	0	.088
A	K. MOORE	.182	6	154	11	0	2	0	0	0	0	2	.182	0	3	0	0	0	0	0	0	0	.182
C	R. LEACH	.273	10	150	11	1	3	0	0	0	0	3	.273	0	1	0	0	0	0	0	0	1	.273
A	S. THOMPSON	.440	16	141	50	10	22	1	2	0	0	24	.480	3	1	0	0	0	0	0	0	11	.472
B	LANDESTOY	1.000	1	159	1	0	1	0	0	0	0	11.000		0	0	0	0	0	0	0	0	11.000	

BAT TOTALS .259 160 IX 5491 609 1420 589 229 17 115 2028 .369 547 633 105 64 48 102 47 61 662 .326

Def DP: 97

Pit Err: 4

RC Factor: 0.92

Proj W-LX: .443

GS/GR	PITCHER	ERA.	W	L	PCT.	SV	RP	GS	GR	CG	Sh	IP	H	R	ER	HR	BB	SO	OP-X	BB/9	SO/9
37/ 0	GURA	3.18	17	17	.500	0	0	37	0	9	4	271.3	237	100	96	30	48	94	.235	1.6	3.1
31/ 1	LASKEY	4.10	7	17	.292	0	0	31	1	4	1	193.0	207	101	88	13	56	99	.273	2.6	4.6
30/ 1	CANDELARIA	4.18	10	12	.455	0	0	30	1	5	3	191.7	209	93	89	15	37	111	.277	1.7	5.2
29/ 0	WILCOX	3.70	11	14	.440	0	0	29	0	7	2	211.7	189	94	87	20	126	112	.238	5.4	4.8
13/15	PASHNICK	5.06	2	5	.286	1	1	9	18	0	0	78.3	83	51	44	20	24	11	.271	2.8	1.3
0/52	ARMSTRONG	3.95	1	8	.111	7	8	0	51	0	0	73.0	68	36	32	12	40	42	.246	4.9	5.2
9/45	BREINING	4.36	1	9	.100	10	10	9	43	2	1	105.3	104	56	51	13	33	63	.257	2.8	5.4
	LaCORTE	4.92	2	6	.250	2	4	0	54	0	0	56.7	61	36	31	6	38	34	.274	6.0	5.4
	SOSA	3.73	2	1	.667	1	3	0	38	0	0	50.7	59	24	21	4	11	17	.290	2.0	3.0
4/23	RUCKER	3.72	0	2	.000	0	0	4	21	0	0	48.3	51	20	20	2	8	20	.270	1.5	3.7
11/ 3	P. PEREZ	3.36	6	6	.500	0	2	10	6	0	0	85.7	81	35	32	4	17	25	.249	1.8	2.6
4/ 4	BOTHELO	8.44	0	2	.000	1	1	1	7	0	0	10.7	16	11	10	4	4	5	.345	3.4	4.2
	CREEL	3.55	0	0	.000	1	1	0	10	0	0	12.7	13	5	5	2	8	4	.265	5.7	2.8
	ERICKSON	4.70	2	0	1.000	2	4	0	24	0	0	38.3	50	21	20	5	6	20	.314	1.4	4.7
	POWER	0.00	0	0	.000	0	0	0	4	0	0	3.7	0	0	0	0	2	0	.000	4.9	0.0

PIT TOTALS 3.94 61 99 .381 25 34 160 278 27 11 1431.0 1428 683 626 150 458 657 .259 2.9 4.1

# PHILADELPHIA Blue Jays

\* 27 \*

Manager: Joe Steinmetz (Margaret)

Age: 44 Occupation: Shift Supervisor

## Biographical Sketch

Married 24 years; 3 grown children. Just left Police Dept. after 22 years to take another city job in the computer field. Very unsettling at this time, but good move for the future.

## 1983 Season Story

The team was a big disappointment. The pitching staff had 4 solid starters. Of them, Geoff Zahn had the best record (10-9, 4.23 ERA). The Blue Jays played very bad at home. Dwight Evans must have hit a ton on the road, because he never seemed to do much at home, yet his stats were very impressive. For the strange stat dept: Steve Garvey drew only 2 walks in 566 at bats!

TEAM MVP: Dwight Evans

Most Unexp. Perf: Steve Garvey

AB	PLAYER	PCT.	G	GU	AB	R	H	RBI	2B	3B	HR	TB	SLG.	BB	SO	E	SH	SF	SB	CS	WH	RC	OB-Z
	GARVEY	.274	141	19	566	47	155	61	25	0	13	219	.387	2	76	9	0	7	8	0	9	62	.276
E	HERR	.262	123	14	451	42	118	24	18	2	0	140	.310	52	46	10	2	2	18	7	0	49	.338
E	LeMASTER	.198	137	3	463	32	92	24	15	1	2	115	.247	19	78	29	2	1	6	2	2	27	.229
E	CABELL	.238	69	86	261	22	62	22	12	0	1	77	.295	9	31	11	0	1	9	3	2	21	.263
E	MUMPEREY	.310	108	26	452	69	140	43	22	*14	8	214	.473	33	67	3	1	1	11	3	9	77	.357
	COWENS	.275	129	19	541	72	149	71	25	4	21	245	.453	30	75	5	0	1	8	2	9	77	.313
	Dw. EVANS	.290	144	16	535	101	155	88	34	5	32	295	.551	93	114	5	0	2	4	1	12	117	.395
D	DEMPSEY	.164	99	51	329	21	54	28	9	1	3	74	.225	38	49	4	0	3	1	4	3	18	.251
	Reg JACKSON	.254	141	13	536	68	136	84	8	0	34	246	.459	56	*161	7	0	1	3	3	9	79	.324
C	ALLENSON	.158	72	86	234	16	37	16	6	0	5	58	.248	30	36	1	0	0	1	0	1	15	.254
C	RAMSEY	.132	74	86	234	13	31	5	1	1	3	43	.184	17	42	12	2	0	3	3	0	8	.191
	D. KINGMAN	.217	90	60	286	41	62	56	3	0	23	134	.469	35	81	3	0	3	1	0	8	41	.302
C	G. WOODS	.219	58	101	187	16	41	18	7	2	3	61	.326	17	31	0	2	1	1	4	3	16	.284
B	BUSH	.246	41	118	126	16	31	24	5	0	8	60	.476	15	27	0	0	0	0	0	2	20	.326
E	BROOKS	.281	94	46	331	27	93	21	21	3	1	123	.372	26	54	19	0	1	8	0	0	43	.333
a	Jo. MORALES	.111	9	151	9	0	1	0	0	0	0	1	.111	2	1	0	0	0	0	0	0	0	.273

BAT TOTALS .245 160 IX 5543 603 1357 585 211 33 157 2105 .380 474 969 122 9 24 82 32 69 643 .304

Def DP: 129

Pit Err: 4

RC Factor: 0.94

Proj W-LZ: .362

GS/GR	PITCHER	ERA.	W	- L	PCT.	SV	RP	GS	GR	CG	Sh	IP	H	R	ER	HR	BB	SO	OP-Z	BB/9	SO/9
36/0	WELCH	4.51	9	12	.429	0	0	31	0	6	1	209.7	232	117	105	19	81	157	.280	3.5	6.7
34/0	ZAHN	4.23	10	9	.526	0	0	27	0	6	1	198.0	222	100	93	19	48	74	.282	2.2	3.4
34/0	LOLLAR	4.78	12	15	.444	0	0	28	0	8	2	188.3	191	109	100	30	73	126	.262	3.5	6.0
33/0	KRUKOW	5.13	8	11	.421	0	0	26	0	4	0	177.3	214	106	101	9	78	133	.297	4.0	6.8
	PERRY	4.53	5	8	.385	0	0	16	1	6	0	111.3	130	64	56	14	18	49	.291	1.5	4.0
1/62	KERN	3.46	7	7	.500	10	17	0	50	0	0	67.7	57	28	26	5	37	28	.228	4.9	3.7
10/46	T. UNDERWOOD	3.23	5	4	.556	12	17	0	39	0	0	64.0	55	25	23	4	31	37	.232	4.4	5.2
2/36	ESCARREGA	2.82	2	1	.667	3	5	0	27	0	0	51.0	64	20	16	5	8	19	.306	1.4	3.4
12/31	LYNCH	4.36	5	5	.500	1	2	10	19	2	1	126.0	134	65	61	18	48	33	.272	3.4	2.4
0/26	Ben HAYES	3.24	1	3	.250	8	9	0	17	0	0	16.7	12	6	6	3	6	13	.202	3.2	7.0
17/30	RAWLEY	5.81	3	9	.250	1	3	14	7	2	0	100.7	136	68	65	14	37	72	.322	3.3	6.4
21/10	RUHLE	7.52	2	4	.333	0	0	8	4	1	0	52.7	79	45	44	9	12	16	.345	2.1	2.7
	A. LOPEZ	5.56	1	1	.500	6	7	0	17	0	0	45.3	49	29	28	7	24	30	.275	4.8	6.0
	L. ANDERSEN	4.65	0	1	.000	0	0	0	8	0	0	31.0	43	18	16	3	9	11	.327	2.6	3.2

PIT TOTALS 4.63 70 90 .438 41 60 160 189 35 7 1439.7 1618 800 740 159 510 798 .283 3.2 5.0

# RHODE ISLAND Reds

1984 TEAM NAME CHANGE \*28\*

COLORADO BLIZZARD

Manager: Gil Leclerc (Nancy)

Age: 35 Occupation: Letter Carrier

## Biographical Sketch

Have a 1-year old son. Have been a table gamer for more than 20 years. My other hobbies include Baseball Card collecting, racquetball, & golf.

## 1983 Season Story

If it wasn't for Hal McRae, the Reds would have had the worst record in the League. McRae was phenomenal! He led the League in hitting, hits, slugging, and runs created, in addition to being in the top five in four other categories. The only other regular with a decent year was Stapleton, with 23 HR & 84 RBI. Fielding problems cost the Reds at least 10 victories. The bullpen blew quite a few leads in the late innings, as their records of 7-25 will attest.

TEAM MVP: Hal McRae

Most Unexp. Perf: Hal McRae

AB	PLAYER	PCT.	G	GU	AB	R	H	RBI	2B	3B	HR	TB	SLG.	BB	SO	E	SH	SF	SB	CS	WH	RC	OB-Z
	STAPLETON	.262	149	0	627	73	164	84	37	0	23	270	.431	25	53	23	2	4	2	2	15	78	.290
	E WILLS	.255	111	41	447	62	114	36	18	7	6	164	.367	55	87	11	1	8	40	8	2	61	.337
D	GARDENHIRE	.228	85	73	241	19	55	28	6	1	4	75	.311	12	36	20	7	1	5	3	2	20	.265
	H. CASTILLO	.225	51	104	169	5	38	13	5	0	0	43	.254	7	12	9	0	1	0	4	1	10	.256
D	CHUBB	.227	88	61	286	39	65	22	10	6	3	96	.336	41	42	8	0	0	0	2	1	30	.324
D	B. HENDERSON	.232	103	48	396	52	92	57	17	6	15	166	.419	28	75	5	0	2	4	4	5	46	.283
	C. WASHINGTON	.235	148	0	592	78	139	62	28	7	16	229	.387	53	110	20	0	10	27	18	6	65	.298
	CARTER	.271	146	0	546	86	148	66	34	0	17	233	.427	72	66	12	3	6	1	6	9	80	.356
	McRAE	*.349	159	0	628	114	*219	140	52	9	34	*391	.623	44	66	0	0	5	2	6	16*	149	.391
D	BROOKENS	.221	70	90	217	19	48	29	10	0	4	70	.323	12	32	16	1	2	1	3	3	17	.262
B	T. HARPER	.307	58	93	192	32	59	30	4	0	5	78	.406	16	31	2	0	2	13	3	3	30	.361
B	EDLER	.264	63	95	193	21	51	22	6	4	6	83	.430	27	28	12	0	1	13	5	0	30	.355
B	Jer MORALES	.276	57	86	199	24	55	29	4	5	8	93	.467	10	12	0	0	0	0	0	1	29	.311
C	KREMER	.257	89	66	292	29	75	32	6	0	7	102	.349	24	21	9	1	2	4	0	0	33	.313
D	LeFLORE	.276	58	100	217	35	60	20	4	2	6	86	.396	19	63	7	0	0	16	5	4	30	.335
C	KUIPERS	.290	56	100	200	29	58	14	10	1	0	70	.350	43	24	8	2	2	5	5	1	28	.416
C	NATCHER	.000	1	159	5	0	0	0	0	0	0	0	.000	0	0	0	0	0	0	0	0	0	.000
A	VERYZER	.242	35	121	99	7	24	7	1	0	0	25	.253	0	10	3	0	3	2	0	1	6	.242
A	NICOSSIA	.315	17	143	54	4	17	5	0	0	1	20	.370	3	12	0	3	1	0	0	0	7	.351
	<STAT ERROR>	.000	0	0	0	0	0	0	0	0	-1	0	.000	-1	0	0	0	0	0	0	0	0	.000

BAT TOTALS .264 160 11 5600 728 1481 696 252 48 154 2291 .409 .490 780 172 20 50 135 74 70 734 .324

Def DP: 119

Pit Err: 7

RC Factor: 0.99

Proj W-L: .499

GS/GR	PITCHER	ERA	W	L	PCT.	SV	RP	GS	GR	CG	Sh	IP	H	R	ER	HR	BB	SO	OP-Z	BB/9	SO/9
32/ 7	HOTT	3.60	14	11	.560	1	1	32	4	13	1	242.3	279	112	97	13	50	134	.288	1.9	5.0
31/ 2	RUTHVEN	3.74	15	11	.577	0	0	31	0	8	4	219.0	205	101	91	28	51	119	.247	2.1	4.9
30/ 3	MURA	4.62	7	12	.368	1	1	30	4	2	0	177.3	208	106	91	13	86	83	.291	4.4	4.2
	PULEO	3.85	7	10	.412	0	0	24	10	4	1	177.7	180	85	76	17	86	105	.262	4.4	5.3
	NELSON	4.82	8	8	.500	0	0	23	2	4	0	143.7	144	85	77	11	88	89	.260	5.5	5.6
0/63	FRAZIER	4.02	0	8	.000	16	16	0	61	0	0	78.3	86	37	35	5	33	41	.278	3.8	4.7
0/48	Bob STANLEY	3.11	2	7	.222	7	9	0	47	0	0	153.3	149	58	53	13	52	72	.254	3.1	4.2
0/40	APORTE	3.68	5	7	.417	6	11	0	40	0	0	63.7	59	28	26	7	33	35	.245	4.7	4.9
	OWCHINKO	5.67	0	3	.000	3	3	0	29	0	0	39.7	43	25	25	7	15	24	.275	3.4	5.4
12/26	Sam STEWART	4.01	11	7	.611	1	5	12	19	2	1	121.3	136	62	54	3	69	58	.282	5.1	4.3
8/ 0	OWNBEY	6.30	1	6	.143	0	0	8	0	1	0	40.0	49	31	28	5	33	12	.301	7.4	2.7
	<STAT ERROR>	0.00	0	0	.000	0	0	0	0	0	0	0.0	0	0	0	1	0	0	.000	0.0	0.0
PIT TOTALS		4.04	70	90	.438	35	46	160	216	34	7	1456.3	1538	730	653	123	596	772	.270	3.7	4.8

# ROCKFORD Radar

\* 29 \*

Manager: Tom Kopp (Regina)

Age: 25 Occupation: Meteorologist

## Biographical Sketch

Still a student at SUNY at Albany, and a radio Meteorologist. Have decided to go for PhD, but no matter what, I'll keep the Radar. Even my wife's into it now! Enjoy writing the "American Game," especially when you guys tell me your high-lights.

## 1983 Season Story

Despite being basically a two-man team (Rogers & Ward), the Radar came through with its best season ever! In general, the Radar pitched better than expected and hit far worse. If Smalley, Upshaw, McGee, etc. hit their averages, we could have had our first .500+ season. Still, this ballclub is steadily improving and with a good draft this coming season (do I dare say it?), we could make a run for the pennant!

TEAM MVP: Steve Rogers

Most Unexp. Perf: Steve Rogers

AB	PLAYER	PCT.	G	GU	AB	R	H	RBI	2B	3B	HR	TB	SLG.	BB	SO	E	SH	SF	SB	CS	WH	RC	OB-Z
	UPSHAW	.219	157	0	590	71	129	82	23	10	17	223	.378	43	113	22	0	5	7	5	14	60	.272
	BENHAZARD	.235	141	0	575	75	135	44	22	8	9	200	.348	53	115	11	3	5	11	0	5	62	.299
R	SMALLEY	.213	144	5	493	50	105	54	12	5	17	178	.361	48	116	6	1	5	0	0	7	50	.283
C	BOYSTER	.257	96	64	292	32	75	17	9	0	2	90	.308	23	44	16	4	3	15	5	3	29	.311
	WARD	.294	148	0	613	85	180	109	40	8	34	338	.551	25	121	6	0	9	9	1	17	110	.321
R	McGEE	.248	120	0	464	43	115	45	15	6	5	157	.338	19	67	13	1	2	31	6	4	47	.277
R	GRIFFEY	.292	129	20	497	57	145	48	19	2	12	204	.410	22	62	3	1	1	10	2	4	67	.322
R	WATHAN	.249	138	0	498	58	124	32	10	4	3	151	.303	45	61	9	1	2	39	12	4	50	.311
B	LINARES	.261	52	106	138	16	36	10	5	1	1	46	.333	13	21	0	0	0	4	1	0	15	.325
C	SIMPSON	.179	69	84	224	19	40	13	6	5	1	59	.263	11	50	1	1	0	7	9	0	11	.217
B	GERONIMO	.215	71	79	186	15	40	24	6	4	8	78	.419	11	28	0	0	1	2	0	7	21	.259
R	GULLIVER	.211	66	90	199	25	42	15	8	0	0	50	.251	47	29	11	6	0	0	0	3	18	.362
R	MILBOURNE	.223	82	72	229	16	51	12	8	3	0	65	.284	10	25	16	0	1	2	5	2	15	.255
A	McBRIDE	.323	35	107	99	3	32	7	1	4	0	41	.414	0	5	0	0	1	2	5	1	11	.323
A	Lee MAY	.219	33	125	96	4	21	8	3	0	1	27	.281	14	16	0	0	0	0	0	1	9	.318
C	NEWMAN	.224	29	131	58	3	13	7	1	0	1	17	.293	4	9	1	0	2	1	0	2	5	.274
C	MATHEW	.178	70	84	208	16	37	17	2	0	7	60	.288	29	39	1	0	0	0	0	0	17	.278

BAT TOTALS .242 160 IX 5505 594 1333 549 192 60 118 1999 .363 428 935 119 18 37 140 51 74 599 .297

Def DP: 110

Pit Err: 2

RC Factor: 0.99

Proj W-LX: .491

GS/GR	PITCHER	ERA.	W - L	PCT.	SV	RP	GS	GR	CG	Sh	IP	H	R	ER	HR	BB	SO	OP-Z	BB/9	SO/9
	HEMCO	4.19	9 13	.409	0 0		32 1	3 1			182.7	194	92	85	21	70	101	.271	3.4	5.0
35/ 0	ROGERS	2.16	*24 5	.828	0 0		35 0	*21 5			304.3	240	84	73	17	78	216	.217	2.3	6.4
20/ 1	McCATTY	5.37	2 12	.143	0 0		20 0	3 1			119.0	111	81	71	34	85	48	.247	6.4	3.6
19/ 7	RIPLEY	4.51	7 8	.467	0 0		19 0	0 0			113.7	118	59	57	14	33	61	.267	2.6	4.8
33/ 6	R. MAHLER	3.48	8 8	.500	0 0		22 5	3 2			163.0	174	69	63	20	35	76	.272	1.9	4.2
0/51	CHIFFER	3.14	2 3	.400	12 14		0 47	0 0			48.7	33	17	17	5	24	23	.192	4.4	4.3
0/47	GLYNN	3.45	0 4	.000	4 4		0 44	0 0			47.0	43	20	18	3	30	41	.243	5.7	7.9
9/31	WHITSON	3.36	5 10	.333	4 8		9 28	3 1			104.3	77	41	39	10	71	66	.206	6.1	5.7
7/32	SLATON	3.05	6 4	.600	4 8		7 31	1 0			115.0	96	42	39	15	34	53	.226	2.7	4.1
0/33	J. LITTLE	3.96	2 2	.500	0 2		0 23	0 0			25.0	22	11	11	5	12	18	.236	4.3	6.5
10/21	DRAVECKY	2.40	7 7	.500	3 6		10 21	3 1			120.0	91	36	32	6	31	68	.210	2.3	5.1
1/46	Bryn SMITH	3.84	0 4	.000	2 2		0 42	0 0			63.3	77	31	27	9	28	41	.299	4.0	5.8
1/ 7	GORMAN	4.41	2 3	.400	1 2		1 7	0 0			16.3	17	8	8	2	3	10	.267	1.7	5.5
5/ 0	CONROY	2.94	2 1	.667	0 0		5 0	1 0			33.7	25	14	11	2	16	30	.207	4.3	8.0

PIT TOTALS 3.41 76 84 .475 30 46 160 249 38 12 1456.0 1318 605 551 163 550 852 .241 3.4 5.3

# SALT RIVER Stompers

\* 30 \*

Manager: Tim Ackley (Lisa)

Age: 36 Occupation: Cost Accounting Manager

WESTERN CONF. CHAMPION

## Biographical Sketch

Lisa is now also employed at DEC, so we are both working four 10-hour days per week. Weekends, vacations, and business allowed travel to San Diego, Massachusetts, Maine, Colorado Springs, Kansas City, and more of beautiful Arizona. Christmas in Kansas City was fun, but four straight days of sub-zero weather makes us appreciate Arizona even more. I met Dave Scott during Spring Training. I hope to see more of you during future spring seasons.

## 1983 Season Story

A 103-57 record, the Musial and Western Conference Titles, and a loss to Toledo in a heart-stopping American Championship Series makes this my personal best all-time team (REPLAY & APBA). The Stompers began with a 30-14 burst and finished the season with an incredible 52-16 surge that included 26-8 records both at home and on the road!! The offense, led by a core of Madlock, Parrish, Chambliss, Lynn, and Roenicke, stomped their way into the team record book. The starting four, led by Andujar, hurled 930+ innings and compiled a 70-31 record. Howe excelled in short relief. However, the key to the record-setting mound crew was perhaps the relief provided by Barr and LaCoss. "Flanny" and "The Count" thank them.

TEAM MVP: Bill Madlock

Most Unexp. Perf: Jim Barr

AB	PLAYER	PCT.	G	CU	AB	R	H	RBI	2B	3B	HR	TB	SLG.	BB	SO	E	SH	SP	SB	CS	WH	RC	OB-2
	CHAMBLISS	.265	158	0	584	87	155	105	29	2	35	293	.502	55	52	5	0	9	6	6	11	94	.329
	DAUER	.231	159	1	615	58	142	34	18	4	4	180	.293	52	49	10	2	5	1	0	9	53	.291
B	BOWA	.264	141	6	440	44	116	32	12	10	0	148	.336	25	25	21	*26	0	8	2	7	46	.303
	MADLOCK	.323	150	0	620	105	200	102	39	2	31	336	.542	32	40	23	0	*12	20	12	17	116	.356
C	WIGGINS	.272	95	53	298	46	81	20	9	3	2	102	.342	18	21	9	16	0	43	5	2	39	.313
B	LYNN	.291	136	5	495	91	144	87	41	1	22	253	.511	79	76	2	0	5	8	7	10	96	.389
B	G. ROENICKE	.279	130	26	394	80	110	47	29	4	18	201	.510	62	61	2	0	0	8	5	6	75	.377
B	LaCoss PARRISH	.287	131	10	499	72	143	110	20	6	37	286	.573	28	101	5	0	5	2	4	11	90	.324
B	V. LAW	.274	85	70	266	26	73	38	11	2	4	100	.376	16	38	19	2	5	2	1	7	32	.316
C	J. LEONARD	.228	91	26	281	33	64	43	16	3	8	110	.391	19	56	6	0	6	18	4	4	32	.277
C	G. GRAY	.275	85	63	291	36	80	45	13	4	14	143	.491	23	56	0	0	0	1	0	2	47	.328
B	G. CROSS	.279	74	85	201	26	56	15	7	0	0	63	.313	26	18	2	1	1	4	5	4	22	.361
B	RAJSICH	.188	65	91	197	22	37	9	9	3	1	55	.279	16	48	0	1	0	2	3	0	13	.249
B	WHISENTO	.321	62	95	156	32	50	30	5	5	9	92	.590	33	31	1	0	0	1	3	3	39	.439
B	FUJOLS	.211	40	115	114	13	24	14	2	2	2	36	.316	10	28	0	8	0	0	4	2	8	.274
B	SHIRLEY	.347	13	143	49	13	17	12	6	0	4	35	.714	0	11	0	0	0	0	0	2	12	.347

BAT TOTALS .271 160 XX 5500 784 1492 743 266 51 191 2433 .442 494 711 107 56 48 124 61 97 801 .331

Def DP: 104

Pit Err: 2

RC Factor: 0.98

Proj W-L: .673

GS/GR	PITCHER	ERA	W	L	PCT.	SV	RP	GS	GR	CG	SB	IP	H	R	ER	HR	BB	SO	OP-2	BB/9	SO/9
37/ 1	ANDUJAR	2.86	*24	8	.750	0	0	37	1	18	5	*305.0	269	102	97	13	82	183	.236	2.4	5.4
35/ 1	FLAHAGAN	3.32	19	7	.731	0	1	34	1	6	3	227.7	231	96	84	22	54	108	.262	2.1	4.3
32/ 0	MONTEFUSCO	3.23	11	8	.579	0	0	32	0	5	4	200.7	189	77	72	24	52	93	.248	2.3	4.2
27/ 7	BUTCLIFFE	3.14	16	8	.667	0	1	27	5	6	3	200.3	136	75	70	19	107	145	*.192	4.8	6.5
20/26	McVILLIAMS	4.41	3	6	.333	0	0	13	14	1	1	87.7	118	46	43	5	17	54	.321	1.7	5.5
0/66	B. BOWE	2.47	10	1	.909	17	27	0	65	0	0	94.7	82	26	26	7	17	42	.233	1.6	4.0
0/44	J. McLAUGHLIN	4.44	5	8	.385	10	15	0	40	0	0	48.7	49	26	24	9	26	34	.261	4.8	6.3
9/44	BARR	2.34	9	5	.643	2	7	9	32	3	2	123.0	102	34	32	9	18	28	.225	1.3	2.0
8/33	LaCoss	2.76	6	5	.545	6	9	8	29	3	1	94.7	95	36	29	8	33	50	.260	3.1	4.8
39/ 1	Don MARTINEZ	5.28	0	1	.000	0	0	0	19	0	0	46.0	49	28	27	14	14	22	.272	2.7	4.3

PIT TOTALS 3.18 103 57 .644 35 60 160 206 42 19 1428.3 1320 546 504 130 420 759 .245 2.6 4.8

# SHERLOCK C's

\* 31 \*

Manager: Carl Carpenter

Age: 27 Occupation: TML Handicapper (Ed. note: ???)

## Biographical Sketch

Spend all my spare time making up hypothetical lists for the TML Rookie Draft. Why is it that I never do very well in it? Just once, I'd like to pick up a Wade Boggs for \$1,000! But no, instead I get Andy Rincon for \$47,000. Oh well, maybe this year.

## 1983 Season Story

With one exception, the season went as planned, as the C's finished at .513. The exception was Gorman Thomas - what a season he had! In the first half, he simply refused to get a hit unless there were runners on base. After the first 66 games, Gorman had 91 RBI! Just waiting for him to come to bat made it fun to finish out an otherwise mediocre season. Next season should be interesting - the C's will have their best pitching ever, but will finish 3rd for the first time. Would any other division like to take L&M and Keflavik off my hands? (Just kidding, Mike, I know they have to be in my division so we can play face-to-face.) Next year's won/lost pct. prediction: .550.

TEAM MVP: Gorman Thomas

Most Unexp. Perf: Gorman Thomas

AB	PLAYER	PCT.	G	GU	AB	R	H	RBI	2B	3B	HR	TB	SLG.	BB	SO	E	SH	SF	SB	CS	WH	RC	OB-Z
	BUCKNER	.272	160	0	625	61	170	83	18	5	15	243	.389	34	32	9	0	10	6	3	10	75	.310
R	MORGAN	.274	123	13	482	96	132	49	16	3	15	199	.413	90	58	7	0	3	19	3	2	81	.388
	R. RAMIREZ	.228	155	3	530	64	121	43	23	1	11	179	.338	33	28	26	4	2	24	10	5	49	.274
	George BRETT	.284	144	0	592	101	168	95	31	5	21	272	.459	62	56	19	0	3	2	2	9	95	.352
R	RASLER	.230	124	33	418	46	96	44	13	2	14	155	.371	39	61	12	0	1	0	0	5	46	.295
	G. THOMAS	.233	158	0	600	94	140	*146	23	0	44	295	.492	92	160	6	4	7	3	4	19	97	.335
R	BRUHANSKY	.284	122	0	469	95	133	73	40	1	20	235	.501	58	94	3	0	2	0	1	12	85	.362
C	WYNEGAR	.261	95	57	264	34	69	29	11	0	5	95	.360	32	32	6	0	1	0	1	1	32	.341
	ZISK	.254	135	0	496	49	126	72	15	2	16	193	.389	33	84	0	0	3	1	1	3	58	.301
C	GIBSON	.218	90	55	303	38	66	42	10	5	9	113	.373	24	45	3	2	1	11	9	9	29	.275
	S. SAI	.275	77	80	218	30	60	15	9	3	0	75	.344	8	14	14	2	0	15	1	0	25	.301
D	LAUDNER	.254	92	40	283	20	72	25	13	3	6	109	.385	25	71	9	0	1	0	2	1	33	.315
D	G. VUCKOVICH	.256	69	85	156	15	40	14	11	1	3	62	.397	4	18	2	0	0	1	1	2	17	.275
D	SUMMERS	.275	50	108	51	10	14	13	4	0	4	30	.588	11	9	0	0	1	0	0	3	12	.403
A	AGUAYO	.208	51	109	96	14	20	8	3	2	6	45	.469	6	11	4	0	0	1	1	1	11	.255

BAT TOTALS .256 160 XX 5583 767 1427 751 240 33 189 2300 .412 551 773 128 12 35 83 39 82 741 .322

Def DP: 146

Pit Err: 8

RC Factor: 1.04

Proj W-LX: .532

GS/GR	PITCHER	ERA.	W	L	PCT.	SV	RP	GS	GR	CG	Sh	IP	H	R	ER	HR	BB	SO	OP-Z	BB/9	SO/9
35/ 0	F. BANNISTER	3.25	16	10	.615	0	0	35	0	14	4	269.0	214	106	97	30	76	261	.218	2.5	8.7
31/ 3	DOTSON	3.78	14	7	.667	0	0	31	1	1	1	193.0	199	88	81	18	88	104	.266	4.1	4.8
26/ 8	McCLURE	5.28	9	9	.500	0	0	26	0	3	0	158.7	165	103	93	30	79	87	.267	4.5	4.9
	GOTT	4.12	10	13	.435	3	5	28	28	2	1	220.7	201	106	101	13	133	109	.242	5.4	4.4
	MORRIS	4.69	7	6	.538	1	4	16	29	2	1	151.7	138	82	79	25	73	65	.242	4.3	3.9
0/76	TIP MARTINEZ	5.61	4	2	.667	6	10	0	62	0	0	69.0	71	45	43	7	35	57	.265	4.6	7.4
1/58	PRICE	3.37	3	5	.375	10	13	1	45	0	0	64.0	69	28	24	7	13	61	.274	1.8	8.6
1/50	TOBIK	3.22	10	11	.476	14	23	1	49	1	0	78.3	67	29	28	6	49	51	.231	5.6	5.9
1/48	Dave SMITH	5.31	2	4	.333	1	3	1	42	0	0	59.3	73	36	35	6	30	22	.301	4.6	3.3
8/21	Storm DAVIS	4.44	5	4	.556	0	3	8	19	0	0	93.3	104	51	46	11	19	59	.281	1.8	5.7
10/ 0	Tom BOGGS	5.57	1	6	.143	0	0	10	0	0	0	51.7	57	33	32	3	30	35	.279	5.2	6.1
0/16	LAED	4.26	0	0	.000	0	0	0	11	0	0	12.7	11	6	6	0	2	7	.233	1.4	5.0
3/ 2	TURNELL	3.05	1	1	.500	0	0	3	0	0	0	20.7	20	7	7	3	6	9	.253	2.6	3.9

PIT TOTALS 4.19 82 78 .513 35 61 160 286 23 8 1442.0 1389 720 672 159 633 927 .253 4.0 5.8



# SOMERSET Storm

1984 TEAM NAME CHANGE\* 32 \*

MARYLAND CRABS

Manager: Geoff Ackley

Age: 18 Occupation: Student

## Biographical Sketch

Am in my first year of college at a local community college. I was an umpire for three years and enjoyed it. I became interested in APBA and later REPLAY through my brother, Tim, who manages the Salt River Stompers. I was looking forward to building this team through the years, but found college work and life to be more time consuming than expected, forcing me to resign as Manager during the season. However, will remain as an Associate in '84 and hope to return to the fold someday.

## 1983 Season Story

Being that the Storm was in its first year of rebuilding, the season turned out more or less as expected. Some player highlights included: Team MVP Brian Downing (106 RC, 106 RBI, 26 HR), Damaso Garcia(.301, 52 SB), and Mark Clear(2.12, 12 SV, 20 RP).

-----> From new Manager Ted Marconi: if you subtract from the current roster all the (1) has beens, (2) never weres, and (3) never will bes, only a small handful of talent remains. The team is a minimum of 3-5 years away from being a year away. If you spot a player who can play a role for your team, please call immediately. We recognize that we must be active to move forward.

TEAM MVP: Brian Downing

Most Unexp. Perf: Mark Clear

AB	PLAYER	PCT.	G	GU	AB	R	H	RBI	2B	3B	HR	TB	SLG.	BB	SO	E	SH	SF	SB	CS	WH	RC	OB-Z
B	BERGMAN	.233	72	82	236	34	55	29	5	1	9	89	.377	37	34	9	0	3	8	0	3	32	.337
B	D. GARCIA	.301	142	0	647	87	195	37	32	3	5	248	.383	22	50	16	1	1	52	14	2	85	.324
B	SPIER	.247	154	0	566	56	140	47	22	7	13	215	.380	37	71	16	0	4	0	2	4	62	.294
B	CEY	.254	145	0	567	65	144	74	24	2	24	244	.430	46	92	17	0	2	2	0	7	76	.310
B	KENDRICK	.257	131	0	521	59	134	82	18	3	22	224	.430	28	74	6	0	6	3	0	2	67	.295
B	MITCHELL	.224	114	39	406	34	91	22	11	5	1	115	.283	34	51	4	1	0	8	2	2	34	.284
B	DOWNING	.282	156	0	606	81	171	106	38	3	26	293	.483	78	68	3	0	10	2	2	15	106	.364
B	STEARNS	.293	106	44	368	44	108	45	24	4	7	161	.438	30	45	2	1	8	16	4	10	57	.347
B	BOWILLA	.284	53	88	218	20	62	8	7	4	0	77	.353	9	18	2	2	0	0	0	2	24	.313
B	Mar EDWARDS	.185	69	91	205	9	38	11	3	2	1	48	.234	4	17	0	3	2	8	6	0	9	.201
B	T. PEREZ	.192	63	92	198	17	38	18	12	2	7	75	.379	15	57	8	0	0	0	0	0	19	.249
B	PRYOR	.237	55	105	207	25	49	18	9	2	1	65	.314	13	31	7	1	1	2	0	5	19	.282
B	BUTERA	.197	69	86	193	15	38	13	3	0	0	41	.212	36	18	2	0	0	0	0	0	13	.323
B	NORDHAGEN	.216	12	148	37	1	8	2	0	0	0	8	.216	0	4	0	0	0	0	0	0	2	.216
C	YOUNGBLOOD	.240	79	81	258	18	62	24	18	1	4	94	.364	22	53	1	0	0	1	2	6	28	.300
A	PAGE	.167	30	121	96	14	16	12	3	0	5	34	.354	12	37	0	0	0	4	2	1	9	.259
A	G. ADAMS	.290	21	139	69	5	20	9	4	0	0	24	.348	4	4	0	0	1	0	0	1	8	.329
B	PUTNAM	.289	52	103	166	21	48	19	7	0	5	70	.422	16	30	2	0	0	0	1	2	24	.352
A	BRUNNER	.174	8	148	23	2	4	0	0	0	0	4	.174	0	5	0	0	0	2	0	0	1	.174
A	M. HOWARD	.000	4	156	0	0	0	0	0	0	0	0	.000	0	0	0	0	0	0	0	0	0	.000
B	ENGLE	.259	18	140	58	9	15	3	1	0	1	19	.328	4	7	0	0	0	0	0	0	6	.306
A	Ray SMITH	.308	8	152	26	2	8	2	0	1	0	10	.385	3	5	0	0	0	0	0	0	4	.379
	<STAT ERROR>	.000	0	0	0	1	0	0	0	0	-1	0	.000	1	0	0	0	0	0	0	0	0	.000

BAT TOTALS .255 160 XX 5671 619 1444 581 241 40 130 2155 .380 451 771 95 9 38 108 35 62 674 .310

Def DP: 110

Pit Err: 0

RC Factor: 0.92

Proj W-L: .348

GS/GR	PITCHER	ERA.	W	L	PCT.	SV	RP	GS	GR	CG	Sh	IP	H	R	ER	HR	BB	SO	OP-Z	BB/9	SO/9
	BAAS	5.14	11	16	.407	1	3	31	9	5	1	224.3	295	139	128	11	56	129	.316	2.2	5.2
30/ 2	TUDOR	4.09	11	12	.478	0	0	30	0	7	3	204.7	228	97	93	26	60	156	.281	2.6	6.9
30/ 0	TANANA	5.49	4	18	.182	0	0	27	0	2	0	165.7	223	108	101	15	39	85	.321	2.1	4.6
24/ 1	RICHELBERGER	5.99	8	13	.381	0	1	24	6	6	0	151.7	169	113	101	39	57	54	.281	3.4	3.2
27/17	LAMP	4.22	6	13	.316	1	2	27	15	2	0	185.3	232	88	87	10	51	73	.305	2.5	3.5
	Ron DAVIS	4.21	5	4	.556	8	12	0	72	0	0	107.0	110	53	50	17	32	67	.265	2.7	5.6
0/55	CLEAR	2.12	8	3	.727	12	20	0	54	0	0	102.0	73	26	24	7	41	93	.201	3.6	8.2
0/24	AASE	2.23	5	3	.625	3	8	0	24	0	0	40.3	37	13	10	3	21	26	.243	4.7	5.8
7/17	John MARTIN	5.76	2	1	.667	1	2	2	23	0	0	86.0	85	61	55	16	41	32	.257	4.3	3.3
	LEYBRANDT	7.15	2	3	.400	2	3	6	34	0	0	105.7	155	86	84	6	52	31	.340	4.4	2.6
	BIRD	7.49	3	8	.273	0	0	12	2	1	0	57.7	87	50	48	10	15	29	.346	2.3	4.5
	WATTS	7.80	1	0	1.000	0	0	1	4	0	0	15.0	27	13	13	3	8	6	.387	4.8	3.6
	<STAT ERROR>	0.00	0	0	.000	0	0	0	0	0	0	0.0	-1	0	0	0	0	0	.000	0.0	0.0

PIT TOTALS 4.94 66 94 .413 28 51 160 243 23 4 1445.3 1720 847 794 163 473 781 .294 2.9 4.9

# TOLEDO Tomcats

\* 33 \*

Manager: Bill Parks (Carol)

TML Champion

Age: 41 Occupation: Foreman

## Biographical Sketch

Work midnight shift for local trucking firm. Attend Univ. of Toledo occasionally. Enjoy softball, coaching - when time is available. Other hobbies include reading & movies.

## 1983 Season Story

First ever Tomcat division title and subsequent TML Championship was really engineered in the off-season, as key trades brought in veterans Carew, Schmidt, Joe Niekro, and Tenace. Schmidt proceeded to hit 42 HR, 129 RBI, & 24 WH to lead the Tomcat offense. Joe Niekro posted a fine 21-7 record and 2.39 ERA to lead a strong Tomcat hurling staff. The team featured an exceptionally balanced offense (led the League in runs scored) and a superb pitching staff (bullpen had 70 RP, 2nd in League). The season featured a quick start by the Tomcats, who held their early lead and gradually lengthened it as season progressed.

TEAM MVP: Mike Schmidt

Most Unexp. Perf: Wally Backman

AB	PLAYER	PCT.	G	GU	AB	R	H	RBI	2B	3B	HR	TB	SLG.	BB	SO	E	SH	SP	SB	CS	WH	RC	OB-Z
	CAREW	.306	134	7	506	76	155	70	25	5	3	199	.393	61	60	14	5	9	11	17	7	70	.381
	HUBBARD	.242	123	30	289	46	70	35	19	0	6	107	.370	30	34	10	9	2	3	1	5	34	.313
	YOUNT	.308	141	13	594	83	183	99	31	11	21	299	.503	38	73	17	0	11	10	2	16	106	.350
	M. SCHMIDT	.270	146	4	567	114	153	129	25	2	42	308	.543	98	125	24	0	*12	16	4	*24	118	.377
	E. HENDERSON	.255	140	7	550	125	140	64	22	0	8	186	.338	*118	114	8	0	4	*145	*45	4	86	.386
B	Espe JONES	.272	104	28	378	60	103	42	11	1	10	146	.386	42	75	6	0	6	12	12	3	48	.345
B	LEMON	.230	110	31	395	56	91	46	13	0	16	152	.385	50	87	6	1	1	3	3	2	47	.317
	T. KENNEDY	.294	136	17	514	72	151	90	41	0	18	246	.479	30	90	11	0	11	1	0	6	82	.333
C	IVIE	.234	28	131	94	15	22	16	5	0	5	42	.447	8	19	0	0	2	0	0	0	12	.294
B	AIKENS	.261	108	27	376	39	98	54	20	0	13	157	.418	34	76	1	0	2	0	3	6	49	.322
B	TENACE	.255	51	95	141	27	36	29	11	0	9	74	.525	47	31	4	0	0	0	0	10	33	.441
C	NICHOLS	.268	75	75	254	36	68	31	7	0	7	96	.378	7	31	0	1	1	5	0	3	29	.287
C	BACKMAN	.268	97	53	250	40	67	44	7	2	6	96	.384	57	64	7	0	0	1	5	11	37	.404
C	FISCHLIN	.292	37	119	89	16	26	13	0	1	0	28	.315	9	10	3	8	0	4	0	1	11	.357
B	JORGENSEN	.287	62	93	164	28	47	15	8	0	8	79	.482	31	39	3	0	0	2	0	2	32	.400
A	KISENREICH	.202	28	127	84	6	17	6	4	0	1	24	.286	5	20	0	0	0	0	0	2	6	.247
C	LEFEBVRE	.228	31	129	79	7	18	10	3	0	0	21	.266	6	15	0	0	2	1	0	1	6	.282
B	BREKLY	.190	28	129	79	8	15	6	0	0	1	18	.228	8	14	0	0	1	3	1	0	5	.264
B	MOSES	.333	24	132	33	5	11	3	0	0	0	11	.333	1	2	0	0	0	2	0	0	4	.353
A	MARSHALL	.197	24	132	71	10	14	8	2	0	2	22	.310	14	22	0	0	1	4	0	0	8	.329

BAT TOTALS .271 160 XX 5595 885 1514 824 264 22 176 2350 .420 714 1017 117 24 65 223 93 105 836 .353

Def DP: 135

Pit Err: 1

RC Factor: 1.06

Proj W-L2: .705

GS/GR	PITCHER	ERA.	W	L	PCT.	SV	RP	GS	GR	CG	Sh	IP	H	R	ER	HR	BB	SO	OP-Z	BB/9	SO/9
37/0	VALENZUELA	3.74	18	8	.692	0	0	37	0	19	4	276.7	297	121	115	26	62	196	.274	2.0	6.4
35/0	Joe NIEKRO	2.39	21	7	.750	0	0	35	0	17	6	286.7	210	82	76	22	75	137	.204	2.4	4.3
35/0	PETRY	3.99	18	9	.667	0	0	35	0	7	2	237.0	229	114	105	16	139	144	.253	5.3	5.5
34/1	SOTO	3.26	19	7	.731	0	0	34	0	10	0	265.0	238	99	96	20	76	273	.240	2.6	*9.3
	CODIROLI	4.50	5	1	.833	0	0	9	0	1	1	52.0	64	30	26	4	14	15	.302	2.4	2.6
0/75	REARDON	1.44	6	3	.667	10	16	0	57	0	0	81.0	50	14	13	4	29	58	.178	3.2	6.4
0/36	GOSSAGE	3.76	7	5	.583	20	27	0	44	0	0	55.0	47	27	23	5	25	53	.231	4.1	8.7
0/78	VANDE BERG	1.23	5	1	.833	7	12	0	47	0	0	51.3	32	8	7	2	13	46	.179	2.3	8.1
0/40	BURGMEIER	4.14	1	0	1.000	1	2	0	17	0	0	37.0	38	18	17	1	5	13	.265	1.2	3.2
5/32	Bry CLARK	3.81	4	4	.500	3	5	5	15	1	1	52.0	40	24	22	1	23	30	.212	4.0	5.2
0/28	LESLEY	3.20	1	2	.333	3	4	0	15	0	0	19.7	14	7	7	1	10	15	.200	4.6	6.9
5/9	R. WRIGHT	4.97	3	1	.750	0	0	5	5	1	0	38.0	37	23	21	0	21	19	.255	5.0	4.5
	<STAT ERROR>	0.00	0	0	.000	0	0	0	0	0	0	0.0	0	0	0	0	1	0	.000	0.0	0.0

PIT TOTALS 3.26 110 50 .688 46 70 160 214 56 15 1467.7 1312 573 532 103 501 1012 .239 3.1 6.2

# WALLHAVEN Offers

1984 TEAM NAME CHANGE\* 34 \*

COLDWATER LAKERS

Manager: Dave Scott (Jane)

Age: 31 Occupation: Reporter

## Biographical Sketch

I'm a short, fat newspaper reporter, who constantly talks about losing weight, but never does. I am constantly struggling to find time for my job, family, and baseball, so I'm rarely bored. As an exceedingly modest person, I find autobiographies very difficult to write, so I resort to self-effacing lies. Have enjoyed my stay in the TML.

## 1983 Season Story

The Offers enjoyed a fairly decent season, finally finishing ahead of long time rival Hudson. The offense was a 2-man wrecking crew, led by Team MVP Bob Horner (49 HR, 91 RBI, 14 WH) and Jason Thompson(41 HR, 88 RBI, 118 RC, 109 BB). Charlie Lea was the only winner (11-8 3.74) among the starters. Doug Bair(7 SV, 11 RP), Roy Jackson(5 SV, 12 RP), and Tim Stoddard(14 SV, 14 RP) all shared duties out of the bullpen. Old man Woodie Fryman put together an awesome season out of the pen with a miniscule 1.13 ERA in 28 games.

TEAM MVP: Bob Horner

Most Unexp. Perf: Phil Niekro

AB	PLAYER	PCT.	G	CU	AB	R	H	RBI	2B	3B	HR	TB	SLG.	BB	SO	E	SH	SF	SB	CS	WH	RC	OB-Z
	J. THOMPSON	.271	152	0	571	100	155	88	26	0	41	304	.532	109	106	6	0	3	0	0	12	118	.388
	TRILLO	.271	147	4	531	48	144	33	18	0	0	162	.305	25	68	7	2	1	4	5	2	48	.304
E	Todd CRUZ	.227	134	14	467	44	106	57	22	2	18	186	.398	13	102	18	2	6	2	6	8	44	.248
E	HORNER	.248	131	19	501	87	124	91	14	0	*49	285	.569	64	84	30	0	1	1	6	14	91	.333
E	OTIS	.229	111	20	437	50	100	40	16	2	7	141	.323	35	65	2	0	4	7	3	3	41	.286
D	BARFIELD	.242	114	40	430	53	104	61	10	5	23	193	.449	29	95	9	0	1	1	2	4	55	.290
D	MAZZILLI	.261	96	44	364	51	95	35	10	0	14	147	.404	49	63	7	0	0	11	10	6	49	.349
C	WHITT	.242	87	66	285	26	69	34	15	0	9	111	.389	16	47	8	0	2	3	0	4	32	.282
D	PACIOREK	.296	97	24	385	50	114	44	27	2	14	187	.486	16	65	1	0	6	1	3	6	59	.324
C	PARKER	.237	89	35	316	33	75	34	25	2	9	131	.415	30	68	3	1	1	5	3	5	39	.303
D	FLANNERY	.311	52	108	119	15	37	11	8	7	0	59	.496	5	13	1	3	1	1	0	2	20	.339
D	E. VALENTINE	.245	98	45	363	38	89	34	18	1	9	136	.375	18	38	7	0	5	2	2	5	38	.281
B	TEAGER	.156	47	111	128	9	20	7	0	2	2	30	.234	7	20	7	3	1	0	0	0	6	.200
D	BENCH	.160	60	90	188	8	30	18	6	0	3	45	.239	14	26	2	0	0	3	0	0	10	.218
a	PETRALLI	.421	10	146	19	1	8	2	1	0	0	9	.474	1	1	0	0	0	0	0	0	4	.450
D	ALMON	.198	31	127	96	10	19	4	2	1	1	26	.271	3	12	7	0	2	0	0	0	6	.222
B	VINGIL	.308	44	110	143	20	44	20	12	0	2	62	.434	17	28	7	0	0	0	0	1	24	.381
a	KUNTZ	.095	4	156	21	1	2	1	0	0	0	2	.095	5	3	0	0	0	0	0	0	1	.269
	<STAT ERROR>	.000	0	0	0	0	0	-1	0	0	0	0	.000	0	1	0	0	0	0	0	0	0	.000

BAT TOTALS .247 160 XX 5510 658 1360 617 230 24 202 2244 .407 472 936 127 11 34 42 41 72 676 .306

Def DP: 99

Pit Err: 5

RC Factor: 0.97

Proj W-L: .494

GS/GP	PITCHER	ERA	W	L	PCT.	SV	RP	GS	GR	CG	Sh	IP	H	R	ER	HR	BB	SO	OP-Z	BB/9	SO/9
35/ 0	Phil NIEKRO	4.79	10	18	.357	0	0	35	0	8	0	250.0	273	143	133	31	79	146	.277	2.8	5.3
34/ 0	JENKINS	3.28	10	13	.435	0	0	33	0	5	2	236.3	266	94	86	16	73	134	.283	2.8	5.1
23/17	FALCONE	4.31	6	9	.400	0	0	20	3	3	0	131.7	131	69	63	22	41	97	.259	2.8	6.6
20/21	SHIRLEY	4.19	4	8	.333	0	0	18	4	1	0	120.3	123	63	56	20	32	77	.264	2.4	5.8
27/ 0	LEA	3.74	11	8	.579	0	0	28	0	8	2	199.7	187	93	83	36	49	138	.247	2.2	6.2
0/63	BAIR	3.84	4	2	.667	7	11	0	44	0	0	77.3	73	39	33	8	28	60	.249	3.3	7.0
2/46	Roy JACKSON	2.52	7	4	.636	5	12	0	45	0	0	78.7	64	25	22	7	30	59	.222	3.4	6.7
0/50	T. STODDARD	2.30	0	2	.000	14	14	0	44	0	0	58.7	40	15	15	5	20	34	.193	3.1	5.2
14/31	D. STEWART	2.71	8	6	.571	2	4	11	11	3	1	106.3	99	40	32	9	30	52	.246	2.5	4.4
0/60	FRYMAN	1.13	3	1	.750	1	4	0	28	0	0	39.7	23	5	5	0	15	14	.169	3.4	3.2
1/18	BECKWITH	3.10	4	3	.571	0	4	1	13	0	0	29.0	34	10	10	0	7	19	.291	2.2	5.9
0/23	LAROCHE	3.79	4	4	.500	2	6	0	21	0	0	35.7	34	17	15	2	7	22	.251	1.8	5.6
4/ 0	HOLMAN	5.08	0	4	.000	0	0	4	0	1	0	28.3	22	20	16	3	17	20	.214	5.4	6.4
	HEATON	2.36	2	1	.667	0	0	4	0	0	0	26.7	21	7	7	0	12	16	.216	4.0	5.4
	Mike MOORE	8.15	1	2	.333	0	1	3	2	1	0	17.7	30	16	16	4	12	9	.373	6.1	4.6
	BENMAN	5.09	0	1	.000	0	0	3	0	0	0	17.7	22	10	10	2	5	4	.304	2.5	2.0
	<STAT ERROR>	0.00	0	0	.000	0	0	0	0	0	0	0.0	-1	0	0	-3	0	0	.000	0.0	0.0

PIT TOTALS 3.73 74 86 .463 31 56 160 215 30 7 1453.7 1441 666 602 162 457 901 .258 2.8 5.6

# Released Player Stats

\* 35 \*

Team/Player	Pct.	GP	AB	R	H	BI	2B	3B	HR	BB	SO	E	SH	SF	SB	CS	WH
<b>** AMERICAN **</b>																	
(ME) Art Howe <sup>CF</sup>	.159	40	132	8	21	9	4	0	2	19	24	1	0	0	3	0	1
(AA) Bochy	.286	19	49	7	14	8	4	0	1	5	6	0	0	0	0	0	2
(AA) Bil Robinson	.000	1	1	0	0	0	0	0	0	0	0	0	0	0	0	0	0
(WV) Turner <sup>BL</sup>	.171	39	146	14	25	4	0	0	1	16	31	0	0	0	1	1	0
(RO) O'Berry	.283	16	46	6	13	5	2	0	0	11	14	1	0	0	0	0	0
(TT) <u>Toledo</u> <sup>BL</sup>	.280	19	50	12	14	5	4	0	0	20	16	2	0	0	0	0	1
(TT) LaFrancois	.395	12	38	4	15	9	6	0	0	0	0	0	0	0	0	0	1
<sup>CF</sup> (AA) Landrum <sup>KK</sup>	.136	10	22	1	3	1	0	0	0	2	6	0	0	0	0	0	0
<b>** NATIONAL **</b>																	
(NB) Rudi	.152	26	66	10	10	7	1	0	3	11	18	3	0	0	0	0	2
(NB) Bonner	.042	7	24	0	1	0	1	0	0	0	5	1	0	0	0	0	0
(NB) Werth	.038	11	26	0	1	0	0	0	0	1	7	0	0	0	0	0	0
(NB) Barranca	.133	4	15	3	2	0	0	2	0	1	4	0	0	0	0	0	0
(OK) Perconte	.200	2	5	0	1	3	0	0	0	0	1	0	0	0	0	0	1
(GC) Mayberry	.178	59	163	11	29	16	1	0	5	26	33	1	0	2	0	0	2

Team/Pitcher	ERA.	W-	L-SV-RP	GS	GR	CG	Sh	IP	H	R	ER	HR	BB	SO
<b>** AMERICAN **</b>														
(TT) Keener	2.20	2-	2- 2- 4	0	14	0	0	16.3	16	6	4	1	8	13
(CF) Saucier	6.25	2-	2- 4- 5	1	30	0	0	40.3	47	29	28	2	31	21
<b>** NATIONAL **</b>														
(GC) J. Little	4.11	1-	1- 1- 2	0	11	0	0	15.3	10	7	7	5	6	8

## Stat Key

Most of the stat categories are self-explanatory, but a few require some explanation:

\* RC: runs created, where,  $RC = \frac{(H + BB - CS) \times (TB + 0.7 \times SB)}{(AB + BB + CS)}$

Def DP: defensive double plays, which include all types of defensive DP's  
Pit err: pitcher fielding errors; included in total team errors

\* RC Factor: a comparison of runs scored against total runs created, where  
 $RC \text{ Factor} = R/RC$ ; a value under 1.00 might indicate runs lost due to careless base coaching, too many LOB, GIDP, etc.

\* Proj. W-L%: the expected winning percentage based on a comparison of runs scored to runs allowed, where,  

$$\text{Proj. W-L\%} = \frac{R^2}{R^2 + OR^2}$$
\* from Bill James' 1982 Baseball Abstract

For the pitching stats:

OP-%: the batting percentage against each pitcher; an average number of batters per inning was derived from the final Association stats  
(American: 2.851; National: 2.844), where,

$$(\text{American}) \text{ OP-\%} = \frac{H}{(H + 2.851 \times IP)}$$

BB/9: the number of walks per 9 innings pitched

SO/9: the number of strikeouts per 9 innings pitched

NOTE: if there are any other questions about the stats in this Yearbook, please drop me (Mike) a postcard and I will be happy to answer them for you. I also want to thank Denis Telgemeier for his NADA Yearbook, where some of the above ideas came from.

# NATIONAL

## 1983 FINAL STANDINGS

### Northeastern

#### CLEMENTE

	W - L	PCT.	GB
NEW YORK	112-48	.700	--
OCEANICA	100-60	.625	12
TROY	77-83	.481	35
3-MILE ISLAND	72-88	.450	40
FIVE RIVERS	53-107	.331	59

#### MANTLE

	W - L	PCT.	GB
COMMACK	97-63	.606	--
MOHAWK TRAIL	81-79	.506	16
RAINIER	76-84	.475	21
PENNELVILLE	73-87	.456	24
BERKSHIRE	57-103	.356	40

### Continental

#### RUTH

	W - L	PCT.	GB
UConn	91-69	.569	--
DENVER	89-71	.556	2
GOthAM CITY	76-84	.475	15
ZACA's	55-105	.344	36
NEW BRITAIN	49-111	.306	42

#### AARON

	W - L	PCT.	GB
WOODSBEND	108-52	.675	--
DAYTON	107-53	.669	1
AUBURN	95-65	.594	13
NORTH OXFORD	68-92	.425	40
OZARK	64-96	.400	44

### 1983 National Playoff Results

NEW YORK defeated COMMACK 4 games to 1 to take the Northeastern Conference Title

UConn defeated WOODSBEND 4 games to 1 to take the Continental Conference Title

UConn defeated NEW YORK 4 games to 3 to take the National Association Pennant

# UCONN Mick's

\*37\*

Manager: Mike Moore (Freda)

Age: 34 Occupation: Computers

NATIONAL ASSOCIATION CHAMPION

## Biographical Sketch

Still working for the State of CT, but team nickname (UCONN) is derived from my favorite college basketball team, the Uconn Huskies of the Big East. The "Mick's" surname is in memory of the team's founder and first Manager, Joe Mickalonis. I'm an avid Red Sox fan and Joe had the foresight to load up the team's roster with some Boston Bums. A special timeout here for appreciation for the patience and understanding of my lovely wife Freda, who has kept many a dinner warm waiting for the end of a TML contest. Three children: Ricky(16), Shannon(8), & Mikey(6).

TEAM MVP: Greg Minton

Most Unexp. Perf: Barry Bonnell

## 1983 Season Story

Uconn got off to a very slow start, going 2-6 at home vs. division rival Denver. Things took a long time to improve, as Uconn was behind 9 games in early Sept. But, the team took off after the "Summer Stretch," going 39-17 the rest of the way to catch Denver after Series #11 and edge them out by 2 games with a 12-4 Series #12. Greg Minton took team MVP honors, with 36 SV and 9 RW, taking part in 45 of the team's 91 wins. Dewey Evans won the annual "Mick's MASHER" award with 30 HR. Evans led the team in R(109), H(169), & total bases(302). Jason Thompson's 92 RBI were team's best. Uconn had a deep bench, which was heavily used each game. Bonnell, Nichols, Money, Boggs, Gibson, Monday, Tenace, & Yaz all filled in great with part-time roles. Uconn took Woodsbend in a "Ma Bell" phone series and then upset New York face-to-face to win the National.

AB	PLAYER	PCT.	G	GU	AB	R	H	RBI	2B	3B	HR	TB	SLG.	BB	SO	E	SH	SP	SB	CS	WH	RC	OB-Z
J.	THOMPSON	.254	156	0	578	81	147	92	31	0	29	265	.458	*106	107	7	0	4	2	0	11	99	.370
D	BAILOR	.282	129	31	195	25	55	15	6	0	0	61	.313	14	9	5	1	2	12	0	1	23	.330
E	FOLI	.204	154	6	465	33	95	42	11	5	3	125	.269	9	29	25	17	6	0	3	3	26	.219
B	McGINCES	.273	152	0	596	95	163	90	32	5	29	292	.490	71	90	24	1	3	9	3	12	103	.351
B	Ev. EVANS	.267	*160	0	633	109	169	73	31	6	30	302	.477	*106	145	18	0	1	3	2	12	112	.372
E	BONNELL	.321	122	35	364	53	117	37	23	1	6	160	.440	28	39	9	3	3	15	4	4	61	.370
C	NICHOLS	.325	109	39	280	39	91	52	17	0	11	141	.504	13	28	2	0	1	7	4	6	49	.355
E	FISK	.239	128	12	402	49	96	51	8	3	16	158	.393	31	64	5	1	3	14	1	3	49	.293
C	MONEY	.270	110	39	259	28	70	46	11	7	8	119	.459	31	40	4	0	0	0	2	6	40	.348
D	W. BOGGS	.316	122	21	395	47	125	40	10	3	3	150	.380	24	31	1	0	4	0	0	4	53	.356
C	GIBSON	.234	107	20	291	43	68	38	11	5	8	113	.388	25	56	3	1	0	7	4	5	33	.294
C	MONDAY	.242	112	44	297	45	72	54	4	4	18	138	.465	57	62	7	0	1	8	3	9	51	.364
B	FLANNERY	.297	90	70	145	19	43	12	2	6	0	57	.393	10	14	7	3	0	0	0	1	19	.342
B	BONILLA	.257	115	21	183	19	47	14	9	0	0	56	.306	13	17	8	5	0	0	2	1	16	.306
E	YASTRZENSKI	.295	108	45	193	22	57	34	10	0	5	82	.425	20	17	0	0	1	0	0	6	30	.362
B	TENACE	.178	98	47	197	29	35	24	10	0	11	78	.396	55	47	1	0	2	1	2	3	27	.357
B	JURAK	.282	41	111	39	9	11	7	0	0	0	11	.282	2	7	0	0	3	0	0	3	3	.317
B	L. ROBERTS	.000	3	157	5	0	0	0	0	0	0	0	.000	0	0	0	0	0	0	0	0	0	.000

BAT TOTALS .265 160 IX 5517 745 1461 721 226 45 177 2308 .418 615 802 130 32 34 78 30 90 784 .339

Def DP: 110

Pit Err: 4

RC Factor: 0.95

Proj W-L: .624

GS/OR	PITCHER	ERA	W	L	PCT.	SV	RP	GS	GR	CG	Sh	IP	H	R	ER	HR	BB	SO	OP-Z	BB/9	SO/9
37/ 2	REUSS	3.77	17	12	.586	0	0	37	2	6	2	260.3	274	117	109	23	39	146	.270	*1.3	5.0
37/ 0	GURA	4.23	12	9	.571	0	0	37	0	5	3	191.3	190	91	90	29	38	76	.259	1.8	3.6
34/ 0	Don SUTTON	2.93	18	9	.667	0	0	34	0	8	0	270.7	245	104	88	23	90	198	.241	3.0	6.6
	M. MORGAN	4.21	4	10	.286	0	0	34	13	1	1	149.7	153	85	70	12	63	79	.264	3.8	4.8
16/17	KISON	2.33	10	8	.556	0	5	16	17	3	1	166.0	139	52	43	13	40	96	.227	2.2	5.2
0/78	MINTON	1.68	9	10	.474	36	45	0	*77	0	0	123.3	108	25	23	6	24	70	.235	1.8	5.1
0/78	VARDE BERG	1.10	9	4	.692	3	12	0	64	0	0	57.3	42	8	7	2	20	52	.205	3.1	8.2
1/55	DARWIN	4.89	1	1	.500	0	1	1	22	0	0	35.0	36	22	19	5	15	19	.266	3.9	4.9
0/48	Bob STANLEY	3.51	10	4	.714	2	12	0	47	0	0	154.0	155	68	60	7	43	71	.261	2.5	4.1
1/30	SAUCIER	1.21	1	2	.333	2	2	1	25	1	1	37.3	24	6	5	1	19	25	.184	4.6	6.0

PIT TOTALS 3.20 91 69 .569 43 77 160 267 24 13 1445.0 1366 578 514 121 391 832 .249 2.4 5.2



# OCEANICA Cyclones

1984 TEAM NAME CHANGE

BERNE OUTLAWS

#38\*

Manager: Mike Landin (Teri)

Age: 30 Occupation: Meteorologist

## Biographical Sketch

I am still a Meteorologist at S.U.N.Y. at Albany, where I broadcast weather forecasts daily for four radio stations in upstate NY. I am also a consultant for Associated Weather Services. I may be coming to a cross roads this year and might make a career change. A Master's in Accounting or Computer Science are possibilities. The TML remains my #1 hobby, though I do enjoy playing softball & racquetball, reading, & comic book collecting. As always, I enjoyed talking to many of you back on Rookie Draft Saturday! As I add every year, I remain grateful for having a loving & understanding wife! Her being a baseball fan helps a lot!

## 1983 Season Story

The Cyclones had a great year! Unfortunately, their main rival New York had a better one. The Cyclones lived up to their name by destroying most pitching staffs they encountered. The hitters amassed some incredible stats: 254 HR, 2697 TB, 887 R, & a .475 slugging pct. The team boasted 5 hitters with 30 plus HR: Ben Oglivie(49), Lance Parrish(37), Gary Ward(36), Hal McRae(34), and Toby Harrah(30). Al Oliver was right behind with 24 HR. McRae(143 RBI) & Ward(118 RBI) drove in the runs, while Harrah(134) & Oliver(126) scored them! The only starting pitcher on the team worth mentioning was Rick Langford, who won 19, despite an inflated 4.29 ERA. The bullpen was super, led by National Fireman of the Year, Bill Caudill who notched a TML record 42 saves and 53 RP, and a 1.81 ERA. If only I could have had the pitching staff of '81 (2.64) to go with Cyclone Lumber Co. of '83 ....

TEAM MVP: Bill Caudill

Most Unexp. Perf: Rick Langford

AB	PLAYER	PCT.	G	GU	AB	R	H	RBI	2B	3B	HR	TB	SLG.	BB	SO	E	SH	SF	SB	CS	WH	RC	OB-Z
	A. OLIVER	.328	156	0	647	126	212	90	41	3	24	331	.512	49	60	19	1	2	7	1	18	125	.375
	GARNER	.273	150	0	594	63	162	85	32	13	16	268	.451	32	113	17	0	4	19	7	8	83	.310
E	TRAMMELL	.233	154	6	467	57	109	48	25	3	8	164	.351	36	61	26	*45	6	19	4	6	49	.288
	HARRAH	.263	*160	0	661	*134	174	80	29	3	30	299	.452	100	86	26	1	3	23	2	9	112	.360
	WARD	.269	153	0	632	89	170	118	26	8	36	320	.506	29	132	4	0	9	8	0	13	98	.301
E	CEDENO	.290	137	12	451	71	131	59	32	1	12	201	.446	47	52	4	0	3	9	9	3	69	.357
	OG LIVIE	.258	*160	0	621	115	160	93	15	2	49	326	.525	57	121	7	0	0	4	5	9	102	.320
E	Lance PARRISH	.253	130	2	491	75	124	96	14	6	37	261	.532	27	116	7	0	2	1	3	17	74	.292
	McRAE	.314	157	0	663	103	208	*143	40	5	34	360	.543	45	68	0	0	3	4	7	11	125	.357
E	R. MILLER	.238	57	102	151	15	36	6	8	1	0	46	.305	14	17	0	2	2	3	0	2	15	.303
C	B. MARTINEZ	.247	66	88	154	17	38	22	8	0	7	67	.435	16	22	2	1	1	2	1	2	21	.318
e	B. EVANS	.295	24	133	44	8	13	4	4	0	0	17	.386	10	11	1	0	0	1	0	0	8	.426
D	PERKINS	.290	91	69	62	6	18	11	4	0	1	25	.403	1	6	1	0	0	1	0	1	8	.302
e	DeJOHN	.162	17	143	37	8	6	2	6	0	0	12	.324	8	4	3	6	0	3	0	0	4	.311

BAT TOTALS .275 160 IX 5675 887 1561 857 284 45 254 2697 .475 471 869 120 56 35 104 39 99 893 .331

Def DP: 129

Pit Err: 3

RC Factor: 0.99

Proj W-LX: .624

GS/GR	PITCHER	ERA.	W	L	PCT.	SV	RP	GS	GR	CG	Sh	IP	H	R	ER	HR	BB	SO	OP-Z	BB/9	SO/9
	MORRIS	4.92	5	9	.357	0	0	*40	0	3	2	201.3	206	120	110	46	71	94	.265	3.2	4.2
	Bo McLAUGH'N	5.14	8	14	.364	0	0	*40	0	2	1	154.0	162	97	88	12	105	85	.270	6.1	5.0
31/ 1	LANGFORD	4.29	19	5	.792	0	1	31	1	11	0	211.7	225	107	101	31	45	58	.272	1.9	2.5
26/ 8	McCLURE	3.96	9	3	.750	0	0	26	3	1	0	127.3	112	58	56	19	60	80	.236	4.2	5.7
14/19	NATLACK	4.21	7	7	.500	0	1	14	14	0	0	136.7	155	76	64	15	27	83	.285	1.8	5.5
0/70	CAUDILL	1.81	11	5	.688	*42	*53	0	69	0	0	89.7	55	18	18	4	27	97	.177	2.7	9.7
2/46	ROY JACKSON	3.12	8	6	.571	2	9	2	43	1	1	89.3	72	31	31	7	37	61	.221	3.7	6.1
0/51	CHIFFER	2.37	8	0	1.000	0	8	0	41	0	0	68.3	45	23	18	13	30	41	.188	4.0	5.4
1/43	PROLY	2.30	10	3	.769	0	10	1	40	0	0	129.0	113	39	33	5	32	43	.235	2.2	3.0
0/40	APONTE	2.20	6	2	.750	3	9	0	38	0	0	73.7	76	21	18	2	19	44	.266	2.3	5.4
0/47	BERNARD	3.91	4	2	.667	0	4	0	30	0	0	48.3	49	22	21	3	16	29	.263	3.0	5.4
3/27	WOOD	4.86	2	2	.500	0	1	3	21	0	0	63.0	73	38	34	12	19	26	.289	2.7	3.7
	CORRETT	4.60	0	0	.000	0	0	0	41	0	0	43.0	45	23	22	7	20	28	.269	4.2	5.9
1/20	T. LEACH	3.86	0	1	.000	0	0	1	0	0	0	2.3	4	6	1	0	2	2	.376	7.7	7.7
2/36	ESCARREGA	5.52	3	1	.750	0	2	2	5	0	0	14.7	19	9	9	0	7	10	.313	4.3	6.1

PIT TOTALS 3.87 100 60 .625 47 98 160 346 18 8 1452.3 1411 688 624 176 517 781 .255 3.2 4.8

# TML All Stars

(The players listed at positions were selected by balloting of the Managers in their respective Associations. The All Star games can be found on next two pages.)

## American Association

### Western Conf.

1B - E.Murray(BL)  
 2B - Garner(KS)/Whitaker(LM)  
 3B - Ripken(LM)  
 SS - D.Concepcion(KS)  
 OF - Da.Murphy(LM)  
 OF - Winfield(BL)  
 OF - Dw.Evans(PA)  
 DH - McRae(RI)  
 C - Ln.Parrish(SR)  
 SP - Andujar(SR)  
 RP - Minton(BL)  
 RP - Quisenberry(LM)

G.Thomas(SC)	W.Wilson(BL)
Dotson(SC)	Oliver(BL)
Dawson(LM)	Scurry(BL)
Hrbek(KS)	Madlock(SR)
DeCinces(PG)	S.Howe(SR)
Barojas(EG)	Stearns(ST)

### Global Conf.

1B - Cooper(CB)  
 2B - F.White(HB)  
 3B - Schmidt(TT)  
 SS - Yount(TT)  
 OF - Rice(CF)  
 OF - P.Guerrero(AA)  
 OF - Durham(HB)  
 DH - Paciorek(WV)  
 C - T.Kennedy(TT)  
 SP - Rogers(RO)  
 RP - Caudill(CF)  
 RP - Garber(AA)

R.Henderson(TT)	Remy(AA)
J.Niekro(TT)	T.Pena(AA)
Reardon(TT)	Oglivie(FP)
Ryan(HD)	L.Smith(FP)
J.Thompson(WV)	Knight(FP)
Bedrosian(ME)	DeLeon(FP)
Ward(RO)	

## National Association

### Northeastern Conf.

1B - Oliver(OC)  
 2B - Sax(NY)  
 3B - Wallach(FR)  
 SS - Yount(MT)  
 OF - Durham(NY)  
 OF - W.Wilson(NY)  
 OF - Ward(OC)  
 DH - Reg Jackson(BB)  
 C - T.Pena(3M)  
 SP - Sutcliffe(NY)  
 RP - Gossage(NY)  
 RP - Caudill(OC)

Bedrosian(TG)	Thon(CS)
Schmidt(TG)	Carlton(CS)
Ln.Parrish(OC)	Sandberg(MT)
McRae(OC)	Thornton(PO)
Harrah(OC)	Carew(RR)
L.Smith(NY)	D.Baker(BB)
Lee Smith(3M)	

### Continental Conf.

1B - E.Murray(DA)  
 2B - Bernazard(AO)  
 3B - P.Guerrero(AO)  
 SS - D.Concepcion(GC)  
 OF - Da.Murphy(AO)  
 OF - Matthews(ZR)  
 OF - Lynn(DB)  
 DH - Horner(WD)  
 C - Carter(AO)  
 SP - Soto(WD)  
 RP - Minton(UC)  
 RP - Garber(WD)

J.Thompson(UC)	Hrbek(OK)
T.Kennedy(GC)	R.Henderson(DA)
Kingman(GC)	DeLeon(DA)
Ryan(ZR)	Scurry(DA)
Allen(NB)	Raines(NO)
Rogers(WD)	Madlock(NO)
Ripken(AO)	

WESTERN	AB	R	H	BI	GLOBAL	AB	R	H	BI
Whitaker, 2b	3	0	1	1	P. Guerrero, cf	2	0	1	0
Radlock, ph	1	0	0	0	Ogilvie, ph-if	2	0	1	1
Garner, 2b	1	0	0	0	Durham, rf	4	0	1	0
McRae, 2b	3	0	1	0	Cooper, lb	4	0	0	0
Da. Murphy, cf	2	0	0	0	H. Schmidt, 3b	4	1	1	0
Oliver, ph	1	0	0	0	Yount, ss	3	1	1	0
DeCinces, 3b	2	0	0	0	Rice, lf	2	0	1	1
E. Murray, lb	3	0	0	0	Reag, pr	0	1	0	0
Winfield, lf-rf	4	1	1	1	Ward, cf	1	0	0	0
La. Parrish, c	4	0	0	0	J. Thompson, ph	1	1	1	2
Ripken, 3b-ss	4	0	0	0	La. Smith, cf	0	0	0	0
Da. Evans, rf	2	1	0	0	T. Kennedy, c	1	0	0	0
G. Thomas, ph	1	1	1	1	T. Pena, c	3	1	2	0
W. Wilson, lf	1	0	1	0	F. White, 2b	3	0	1	0
D. Concepcion, ss	1	1	1	0	Paciorek, 2b	1	0	0	0
Hrbek, ph	1	1	1	1	R. Henderson, ph-2b	2	1	0	2
Dawson, cf	2	0	1	0					
Totals	36	5	8	4	Totals	33	6	10	6

WESTERN	0	0	2	1	1	0	1	0	0	-3
GLOBAL	0	0	0	0	2	0	2	2	x	-6

WESTERN	IP	H	R	ER	HR	BB	SO
Andujar	3	1	0	0	0	0	1
Dotson	1*	1	1	1	0	0	1
Scurry	0*	2	1	1	0	0	0
Hinton	1	1	0	0	0	1	1
Barajas	0*	2	2	2	0	0	1
S. Howe	1	2	1	1	0	0	0
Guisenberry (LOSS)	0*	1	1	1	1	0	1

\* Dotson pitched to one batter in the 5th

GLOBAL	IP	H	R	ER	HR	BB	SO
Rogers	3	2	2	0	0	1	1
J. Mielro	2*	2	2	2	2	0	2
Garber	1*	1	1	1	1	0	1
DeLeon (WIN)	1	1	0	0	0	1	1
Caudill (SAME)	1	2	0	0	0	1	1

GAME-WINNING RBI — J. Thompson

E-Yount. DP-none. LOB-WESTERN 7, GLOBAL 5. 2B-P. Guerrero. 3B-Yount. HR-Winfield, Hrbek, G. Thomas, J. Thompson. SB-Da. Evans, D. Concepcion, R. Henderson (2). SAC-F. White. BB-McRae (2), Yount, E. Murray.

NORTHEASTERN	AB	R	H	BI	CONTINENTAL	AB	R	H	BI
W. Wilson, cf	3	1	1	0	Bernazard, 2b	2	0	0	0
La. Parrish, ph-c	2	0	0	0	Raines, ph-2b	2	0	1	0
Oliver, lb	3	1	1	0	Lynn, cf	4	0	1	0
Carew, lb	0	0	0	0	E. Murray, lb	4	0	0	0
Durham, rf	3	0	1	1	Horner, 2b	2	0	0	0
Re. Jackson, 2b	1	0	0	0	J. Thompson, ph-2b	0	0	0	0
McRae, ph-2b	2	0	1	0	P. Guerrero, 3b	2	0	0	0
Yount, ss	4	0	1	1	Ripken, ss	2	0	0	0
Wallach, 3b	2	0	2	0	Da. Murphy, rf	3	0	1	0
Herrah, ph-3b	2	0	0	0	Matthews, lf	2	1	1	1
Thoe, 2b	0	0	0	0	R. Henderson, ph-if	1	0	1	0
Ward, lf	2	0	0	0	Carter, c	2	0	0	0
La. Smith, ph-cf	2	0	0	0	T. Kennedy, ph-c	1	0	0	0
T. Pena, c	3	0	1	0	D. Concepcion, ss	1	0	1	0
D. Baker, lf	1	0	0	0	D. Klingman, ph	1	0	0	0
S. Sax, 2b	0	0	0	0	Radlock, 3b	2	0	0	0
Thornton, ph	1	0	0	0					
Sandberg, 2b	1	0	0	0	Totals	31	1	6	1
H. Schmidt, ph-3b	1	0	0	0					
Totals	33	2	8	2					

NORTHEASTERN	1	1	0	0	0	0	0	0	-2
CONTINENTAL	0	1	0	0	0	0	0	0	-1

NORTHEASTERN	IP	H	R	ER	HR	BB	SO
Sutcliffe (WIN)	3	3	1	1	1	3	0
Carlton	1*	0	0	0	0	2	2
Lee Smith	0*	0	0	0	0	0	1
Bedrosian	0	2	0	0	0	0	0
Gossage	1*	0	0	0	0	2	1
Caudill (SAME)	2	1	0	0	0	1	0

CONTINENTAL	IP	H	R	ER	HR	BB	SO
Soto (LOSS)	3	6	2	2	0	3	4
Rogers	3	2	0	0	0	0	2
Garber	2	0	0	0	0	1	1
DeLeon	1	0	0	0	0	0	0

GAME-WINNING RBI — Yount

E-Da. Murphy. DP-NORTHEASTERN 1. LOB-NORTHEASTERN 8, CONTINENTAL 11. 2B-Wallach. HR-Matthews. SB-W. Wilson, Lynn. CS-G. Sax, Durham. BB-Re. Jackson, E. Murray, S. Sax, Oliver, Carter, Horner, Da. Murphy, Lynn, Durham, Raines, J. Thompson, R. Henderson. GIDP-T. Kennedy.

## American All Star Playoff

The Fourth Annual American All Star Playoff between the Western and Global Conferences was, as usual, a close battle. (The starting teams can be found on the preceding page.) Global starter Steve Rogers was nicked for 2 unearned runs in the 3rd, due to a Robin Yount error and an unexpected double steal by Dwight Evans and Dave Concepcion. The Westerners greeted Joe Mielro with lead-off solo homers by Dave Winfield in the 4th and pinch-hitter Kent Hrbek in the 5th. Western starter Joaquin Andujar was nearly perfect in his 3 innings of work. However, Dotson and Scurry were hit for a pair of runs in the Global 5th, the big hit a triple by Yount, to close the score to 4-2 Western. With 1 out in the 7th, Gorman Thomas pinch-hit another solo homerun off Gene Garber, to put the Westerners on top 5-2. The Global struck back for a pair off Barojas in their 7th, the second run being set up by a pair of stolen bases by master thief Rickey Henderson, to bring the score to 5-4 Western. DeLeon held the Western team in the 8th. Mike Schmidt led off the Global 8th with a single and 1 out later scored when Jason Thompson hit a pinch-hit homerun off Dan Guisenberry, to put the Global on top 6-5. In the Western 9th, with Bill Caudill on the mound, Ripken fanned before Willie Wilson rapped out a single and advance to 2nd on a single by Andre Dawson. Caudill induced Phil Garner to hit into a F.C., but walked the bases loaded trying to pitch around Hal McRae. DeCinces then flew out to end the game and send the Global to the TML All Star Game. (Boxscore of game is at left.)

## National All Star Playoff

The Fourth Annual National All Star Playoff between the Northeastern and Continental Conferences was a low-scoring affair. (The starting teams can be found on the preceding page.) The Northeasterners jumped on Continental starter Mario Soto in the 1st, by taking advantage of a Dale Murphy error, turning it into a run. However, with the bases loaded and 2 out, Soto fanned Gary Ward to end the early threat. In the Northeast 2nd, Willie Wilson singled and stole 2nd and eventually scored on teammate Leon Durham's rbi-single, to make it 2-0. With 2 out in the home 2nd, Gary Matthews finally solved Rick Sutcliffe and cranked a solo homer, to bring the score to 2-1. From here on, it was a pitcher's game. The parade of Northeast relievers (Carlton, Lee Smith, Bedrosian, Gossage, & Caudill) held the Continental hitters in check, to give the Northeasterners their 4th All Stat Playoff win in as many seasons. For the Continental, Steve Rogers hurled 3 solid innings, and was followed by nearly perfect pitching from Steve Garber and Luis DeLeon.

# TML All Star Game

NATIONAL	AB	R	H	BI	AMERICAN	AB	R	H	BI
M. Wilson, cf	4	0	0	0	P. Guerrero, cf	4	2	1	2
Oliver, 1b	3	0	1	0	Durham, rf	2	0	0	1
Thon, pr	0	0	0	0	Cooper, 1b	3	1	2	2
Carro, 1b	1	0	0	0	R. Schmidt, 3b	3	1	0	0
Durham, rf	3	2	3	2	Yount, ss	4	1	1	2
Re. Jackson, 2B	3	1	1	1	Rice, lf	2	0	1	1
McDoe, ph-2B	1	0	1	0	Hard, lf	1	0	0	0
Yount, ss	3	0	0	0	Ogilvie, ph	1	0	0	0
Wallach, 3b	1	0	0	0	R. Henderson, lf	0	0	0	0
R. Schmidt, ph-2b	3	0	1	0	T. Kennedy, c	1	0	1	0
Hard, lf	2	0	0	0	T. Pena, pr-c	3	1	0	0
Thornton, ph	1	0	0	0	F. White, 2b	3	2	2	0
D. Baker, lf	0	0	0	0	Reag, ph-2b	1	0	1	0
La. Smith, ph	1	0	1	0	Paciorek, 2B	0	1	0	0
T. Pena, c	2	0	0	0	La. Smith, ph	1	0	0	0
La. Parrish, ph-c	2	0	0	0	J. Thompson, ph-2B	2	0	0	0
S. Sax, 2b	2	0	0	0	Totals	31	9	9	8
Harrah, ph	1	0	0	0					
Sandberg, 2b	1	0	0	0					
Totals	34	3	8	3					

NATIONAL	2	0	0	1	0	0	0	0	—	3
AMERICAN	0	0	6	2	0	1	0	0	x	9

NATIONAL	IP	H	R	ER	HR	BB	SO
Sutcliffe (LOSS)	2 <sup>+</sup>	2	4	4	0	2	1
Carlton	1 <sup>9</sup>	3	3	3	0	1	0
Bedrosian	0 <sup>+</sup>	2	1	0	0	1	1
Lee Smith	1 <sup>+</sup>	0	0	0	0	0	1
Gossage	1 <sup>9</sup>	2	1	1	1	1	0
Candill	1	0	0	0	0	0	0

+ Sutcliffe pitched to 4 batters in the 3rd

\* Carlton pitched to 1 batter in the 4th

9 Gossage pitched to 1 batter in the 9th

AMERICAN	IP	H	R	ER	HR	BB	SO
Rogers (WIN)	3	2	2	2	2	0	3
Ryan	2 <sup>+</sup>	2	1	1	1	0	2
Bedrosian	1 <sup>+</sup>	1	0	0	0	1	4
Reardon	0 <sup>+</sup>	2	0	0	0	1	2
DeLeon	1 <sup>+</sup>	1	0	0	0	0	0

GAME-WINNING RBI — Cooper

E-M. Schmidt. IP-NATIONAL 1, AMERICAN 1. LOB-NATIONAL 6, AMERICAN 4. 2B-Yount(A), F. White, P. Guerrero. HR-Durham(N, 2), Re. Jackson, Cooper. SF-Durham(A), Cooper. SB-Paciorek, P. Guerrero, R. Schmidt(A), Durham(A), Durham(N), Yount(N). GIDP-P. Guerrero, La. Parrish.

The Fourth Annual TML All Star Game was the first lop sided clash between the National and American Associations. The Nationals jumped in front early on back-to-back solo homers by Leon Durham and Reggie Jackson, both off American starter Steve Rogers. Rogers then settled down to retire 7 in a row. In the bottom of the 3rd, National starter Rick Sutcliffe had only faced 6 men through 2 innings. Terry Kennedy led off the 3rd with a single and was pinch-run for by Tony Pena. Frank White followed with a single and Tom Paciorek drew a bases filling walk. Pete Guerrero waited Sutcliffe out for an RBI-walk. Steve Carlton relieved Sutcliffe, only to be greeted by successive sac flys by Leon Durham and Cecil Cooper, to tie the score at 2-2. Mike Schmidt drew a walk, before he and Guerrero both scored on Robin Yount's double, making it 5-2 Americans. A final run was added when Jim Rice plated Yount with a single. Leon Durham led off the National 4th with a solo homer, but the Nationals never did recover from the American 6-run 3rd. The Americans added a pair of runs in the 4th and another in the 6th on a solo homerun by Cooper, while their bullpen of Bedrosian, Reardon, and DeLeon held the National bats scoreless. With the final score a decisive 9-3 win for the Americans, it marked not only the 4th straight win in as many years, but the Northeastern Conference of the National has lost each and every TML All Star Game!

Leon Durham of the losing National squad was selected the MVP for his outstanding offensive performance, going 3 for 3 with a walk and blasting 2 homeruns!

**MVP**  
**Leon Durham(N)**



## L&amp;M LIBRAE

L&M LIBRAE AT SALT RIVER  
DEF. DP: 3 ; PIT. ERR: 1

PLAYER	AVG.	GP	GI	AB	R	H	BI	2B	3B	HR	BB	SO	E	SH	SF	SB	CS	WH
DAWSON	.350	6	0	20	2	7	1	0	0	1	1	1	0	0	0	2	0	0
GANTNER	.300	4	0	10	1	3	0	1	0	0	0	0	0	0	0	0	0	0
RICHARDS	.286	2	0	7	0	2	0	0	0	0	0	3	0	0	0	0	0	0
Dale MURPHY	.250	6	0	24	2	6	2	1	0	1	3	7	0	0	0	1	1	0
Dar EVANS	.238	6	0	21	3	5	2	0	0	1	2	4	1	0	0	0	1	0
SUNDBERG	.211	6	0	19	1	4	0	1	0	0	2	3	0	0	0	0	0	0
RIPKEN	.208	6	0	24	1	5	3	1	0	1	1	8	0	0	1	0	0	0
WHITAKER	.208	6	0	24	3	5	5	0	1	2	1	0	0	0	1	0	0	2
GAETTI	.200	3	0	5	0	1	0	0	0	0	3	1	0	0	0	0	1	0
Jack CLARK	.192	6	0	26	3	5	3	1	0	2	3	6	1	0	0	0	0	0
TRAMMELL	.167	5	0	18	1	3	0	0	1	0	1	1	2	0	0	1	0	0
PERKINS	.000	3	0	7	0	0	0	0	0	0	1	0	0	0	0	0	0	0
V. HAYES	.000	1	0	5	0	0	0	0	0	0	0	1	0	0	0	0	0	0
BROUHARD	.000	1	0	1	0	0	0	0	0	0	0	0	0	0	0	0	0	0
O'BRIEN	.000	2	0	1	0	0	0	0	0	0	1	1	0	0	0	0	0	0
HEATH	.000	1	0	0	0	0	0	0	0	0	0	0	0	0	0	0	0	0
BAT TOTALS	.217	6	0	212	17	46	16	5	2	8	19	36	5	0	2	4	3	2

PITCHER	ERA.	GS	GR	CG	SH	IP	H	R	ER	HR	BB	SO	W	L	SV	RP
CHRISTENSON	4.73	2	0	0	0	13.3	12	7	7	2	6	8	1	1	0	0
LEAL	2.35	2	0	0	0	15.3	19	7	4	2	1	6	1	1	0	0
BERENYI	4.00	1	0	1	0	9.0	7	4	4	0	9	2	0	0	0	0
P. VUCKOVICH	3.38	1	0	0	0	8.0	6	3	3	2	1	5	0	0	0	0
QUISENBERRY	1.08	0	5	0	0	8.3	3	1	1	1	0	2	0	0	1	1
LUCAS	10.80	0	1	0	0	1.7	2	2	2	1	0	1	0	1	0	0
DARWIN	0.00	0	1	0	0	1.3	1	0	0	0	1	1	0	0	0	0
PIT TOTALS	3.32	6	7	1	0	57.0	50	24	21	8	18	25	2	4	1	1

## SALT RIVER STOMPERS

SALT RIVER VS L&M LIBRAE  
DEF. DP: 5 ; PIT. ERR: 0

PLAYER	AVG.	GP	GI	AB	R	H	BI	2B	3B	HR	BB	SO	E	SH	SF	SB	CS	WH
J. LEONARD	1.000	1	0	1	0	1	0	0	0	0	0	0	0	0	0	0	0	0
RAJSICH	.500	1	0	2	0	1	2	1	0	0	0	0	0	0	0	0	0	0
MADLOCK	.407	6	0	27	6	11	5	1	0	3	0	1	1	0	0	0	0	0
CHAMBLISS	.292	6	0	24	4	7	5	1	0	1	1	1	0	0	0	1	0	3
G. GROSS	.250	4	0	12	0	3	0	1	0	0	0	0	0	0	0	0	0	0
G. GRAY	.222	2	0	9	0	2	0	0	0	0	0	3	0	0	0	0	0	0
LYNN	.217	6	0	23	2	5	1	0	0	0	4	3	0	0	0	1	3	0
DAUER	.208	6	0	24	2	5	1	0	0	0	1	2	2	0	0	0	0	0
BOWA	.188	6	0	16	0	3	1	0	0	0	3	0	0	1	0	0	0	0
WIGGINS	.182	3	0	11	2	2	0	0	0	0	1	1	2	2	0	0	1	0
G. ROENICKE	.174	6	0	23	3	4	3	1	0	1	4	5	0	0	0	0	1	0
WHISENTO	.167	4	0	12	1	2	2	1	0	1	3	3	0	0	0	0	0	0
Lnce PARRISH	.154	6	0	26	4	4	4	2	0	2	1	5	0	0	0	0	1	1
V. LAW	.000	2	0	2	0	0	0	0	0	0	0	1	0	0	0	0	0	0
BAT TOTALS	.236	5	0	212	24	50	24	12	0	8	18	25	5	3	0	3	6	4

PITCHER	ERA.	GS	GR	CG	SH	IP	H	R	ER	HR	BB	SO	W	L	SV	RP
ANDUJAR	3.77	2	0	1	1	14.3	17	7	6	3	3	9	1	1	0	0
FLANAGAN	3.60	2	0	0	0	10.0	10	6	4	4	5	6	0	1	0	0
SUTCLIFFE	0.56	2	0	1	0	16.0	7	2	1	0	6	15	2	0	0	0
S. HOWE	1.59	0	3	0	0	5.7	3	1	1	0	1	3	0	0	0	0
J. BARR	0.00	0	3	0	0	4.0	4	0	0	0	1	1	0	0	0	1
LaCOSS	2.25	0	2	0	0	4.0	3	1	1	1	3	1	0	0	0	0
J. McLAUGHLIN	0.00	0	1	0	0	4.0	2	0	0	0	0	1	1	0	0	1
PIT TOTALS	2.02	6	9	2	1	58.0	46	17	13	8	19	36	4	2	1	2

MVP - Chris Chambliss



Global  
Playoff

## Firestone vs. Toledo

1

	1	2	3	4	5	6	7	8	9	—	R	H	E
FIRESTONE	0	0	0	1	0	0	1	0	0	—	2	8	1
TOLEDO	1	0	0	0	0	2	0	0	x	—	3	9	0
Win-J.Niekro(1-0)	Save-Gossage(1)						Loss-Caldwell(0-1)						
HR-Yount(1), M.Schmidt(1), T.Kennedy(1)													

For Game #1, Firestone sent Mike Caldwell(15-11) against Toledo ace Joe Niekro(21-7). Toledo scored in the 1st on a Yount solo homer, but Firestone equalled it in the 4th. In the 6th, Schmidt and Kennedy both connected for solo homers. The Parkers began a rally in the 7th, but Vande Berg quickly extinguished it and led the way for Goose Gossage to come in and save the 3-2 victory for Niekro.

2

	1	2	3	4	5	6	7	8	9	—	R	H	E
FIRESTONE	0	0	0	1	0	0	0	0	0	—	1	6	1
TOLEDO	2	0	0	0	0	2	0	0	x	—	4	8	0
Win-Soto(1-0)	Save-Reardon(1)						Loss-Ujdur(0-1)						
HR-Carew(1), Tenace(1)													

Game #2 found Jerry Ujdur(11-8) on the mound for Firestone, up against Mario Soto(19-7) of Toledo. Toledo jumped on Ujdur in the 1st on a lead-off walk to Henderson, followed by a 2-run homer by Carew. Firestone scored once in the 4th, but a pinch-hit, 2-run homer by Tenace in the 6th gave Soto all he needed, though Soto did require 1-out help from Reardon in the 9th.

3

	1	2	3	4	5	6	7	8	9	—	R	H	E
TOLEDO	2	0	0	3	0	0	1	1	0	—	7	15	0
FIRESTONE	0	0	0	0	1	1	0	0	0	—	2	6	0
Win-Petry(1-0)							Loss-D. Palmer(0-1)						
HR-Yount(2)													

Game #3 found Dan Petry(18-9) on the hill for Toledo and Dave Palmer(7-4) going for Firestone. Toledo struck again in the 1st, this time on a 2-run homer by Yount following a lead-off Henderson single. The Tomcats added 3 more in the 4th, to make it 5-0. Petry was nicked for a run each in the 5th & 6th, but the tandem of Vande Berg and Reardon shut the door, giving Toledo a commanding 3 games to none lead in the series!

4

	1	2	3	4	5	6	7	8	9	—	R	H	E
TOLEDO	0	2	2	0	0	1	0	0	1	—	6	12	0
FIRESTONE	2	0	1	4	0	0	1	0	x	—	8	7	1
Win-DeLeon(1-0)	Save-Rozema(1)						Loss-J.Niekro(1-1)						
HR-Oglivie 2 (1,2),	B.Martinez(1), Lopes(1), Aikens(1)												

Game #4 saw a rematch of Game #1 starters, Niekro for Toledo and Caldwell for Firestone. Firestone, trying to avoid a sweep, struck for 2 in their 1st on a 2-run Oglivie homer, but the Tomcats came back for 2 each in the 2nd & 3rd, including a 2-run shot by Aikens. The Parkers tallied 1 more in their 3rd and hit big with 4 in the 4th, knocking out Niekro. Rozema entered the game in the 7th and held the 'Cats to save the game for Firestone.

5

	1	2	3	4	5	6	7	8	9	—	R	H	E
TOLEDO	0	0	2	1	2	0	0	0	0	—	5	11	1
FIRESTONE	0	0	0	0	0	1	0	0	0	—	1	5	2
Win-Soto(2-0)	Loss-Ujdur(0-2)												
HR-Backman(1), M.Schmidt(2), Yount(3), Driessen(1)													

Game #5 was a rematch of Game #2 starters, Soto for Toledo and Ujdur for Firestone. The Tomcats struck swiftly and often in the 3rd, 4th, & 5th, to build up a 5-0 lead. The scoring was highlighted with a solo homer by Mike Schmidt and Yount's 3rd homer of the series, this one a 2-run shot. Soto, along with strong relief help from the "Goose," held the Parkers, yielding only a solo homer to Driessen. Toledo moves on to face Salt River for the American Association Championship Series.

## FIRESTONE PARKERS

FIRESTONE			AT TOLEDO																	
DEF. DP:	2	PIT. ERR:	1																	
PLAYER	AVG.	GP	GI	AB	R	H	BI	2B	3B	HR	BB	SO	E	SH	SF	SB	CS	WH		
PITTMAN	.500	3	0	2	1	1	0	0	0	0	1	0	0	0	0	2	0	0		
Jer MARTIN	.333	3	0	3	0	1	0	0	0	0	0	1	0	0	0	0	0	0		
U.L. WASH'TON	.250	5	0	16	1	4	0	0	0	0	4	2	2	0	0	2	0	0		
DORAN	.250	1	0	4	0	1	1	0	0	0	0	0	0	0	0	0	0	0		
LACY	.222	5	0	16	3	4	0	0	0	0	3	2	0	0	0	5	0	0		
DRIESSEN	.214	5	0	14	2	3	2	0	0	1	3	3	0	0	0	1	0	0		
B. MARTINEZ	.214	5	0	14	1	3	2	0	0	1	4	2	0	0	0	0	1	1		
Lon SMITH	.200	5	0	20	0	4	1	0	0	0	1	5	0	0	0	3	1	0		
OGILVIE	.176	5	0	17	3	3	4	0	0	2	2	4	0	0	0	1	0	0		
KNIGHT	.158	5	0	19	1	3	1	0	0	0	2	2	1	0	0	0	0	0		
E. MILNER	.158	5	0	19	1	3	1	1	0	0	2	1	0	0	0	2	1	0		
LOPES	.154	4	0	13	1	2	2	0	0	1	0	3	1	0	0	0	0	0		
C. BANDO	.000	2	0	1	0	0	0	0	0	0	0	0	0	0	0	0	0	0		
FLYNN	.000	1	0	0	0	0	0	0	0	0	0	0	0	0	0	0	0	0		
BAT TOTALS	.200	5	0	160	14	32	14	1	0	5	22	25	4	0	0	16	3	1		

PITCHER	ERA.	GS	GR	CG	SH	IP	H	R	ER	HR	BB	SO	W	L	SV	RP
CALDWELL	5.00	2	0	0	0	9.0	13	7	5	4	2	6	0	1	0	0
UJUR	7.00	2	0	0	0	9.0	11	7	7	4	2	4	0	2	0	0
D. PALMER	12.27	1	0	0	0	3.7	8	5	5	1	0	4	0	1	0	0
DeLEON	2.84	0	4	0	0	6.3	6	2	2	1	3	3	1	0	0	1
REED	1.80	0	3	0	0	5.0	8	2	1	0	1	4	0	0	0	0
BERNARD	0.00	0	3	0	0	4.0	1	0	0	0	0	4	0	0	0	0
B. CAMPBELL	0.00	0	1	0	0	1.0	2	0	0	0	0	0	0	0	0	0
ROZEMA	3.00	0	1	0	0	3.0	3	1	1	0	1	1	0	0	1	1
D. SCHMIDT	4.50	0	1	0	0	2.0	3	1	1	0	0	0	0	0	0	0
PIT TOTALS	4.60	5	13	0	0	43.0	55	25	22	10	9	26	1	4	1	2

## TOLEDO TOMCATS

TOLEDO				VS FIRESTONE																
DEF. DP:	1	PIT. ERR:	0																	
PLAYER	AVG.	GP	GI	AB	R	H	BI	2B	3B	HR	BB	SO	E	SH	SF	SB	CS	WH		
EISENREICH	.750	3	0	4	0	3	2	0	0	0	1	1	0	0	0	0	0	0		
NICHOLS	.500	2	0	6	0	3	1	0	0	0	0	1	0	0	0	0	0	0		
HUBBARD	.429	5	0	7	0	3	0	0	0	0	0	0	0	1	0	0	0	0		
T. KENNEDY	.369	5	0	18	4	7	3	3	0	1	0	2	0	0	0	0	0	0		
YOUNT	.348	5	0	23	4	8	5	1	0	3	0	2	0	0	0	0	0	1		
TENACE	.333	4	0	6	1	2	2	0	0	1	2	1	0	0	0	0	0	0		
CAREW	.294	5	0	17	2	5	2	0	0	1	1	1	0	0	0	1	0	1		
M. SCHMIDT	.286	5	0	21	3	6	2	0	0	2	1	4	0	0	0	1	0	1		
BACKMAN	.286	4	0	7	1	2	2	0	0	1	0	0	0	0	0	0	0	1		
AIKENS	.273	5	0	22	3	6	2	0	0	1	0	4	0	0	0	0	1	0		
Rupe JONES	.250	4	0	8	0	2	0	0	0	0	0	1	0	0	0	0	0	0		
JORGENSEN	.250	3	0	8	2	2	0	0	0	0	0	1	0	0	0	0	0	0		
LEMON	.231	5	0	13	2	3	1	0	0	0	0	2	0	0	0	0	0	0		
R. HENDERSON	.158	5	0	19	3	3	1	0	0	0	4	6	1	0	0	6	2	0		
FISCHLIN	.000	2	0	1	0	0	0	0	0	0	0	0	0	0	0	0	0	0		
MOSES	.000	1	0	1	0	0	0	0	0	0	0	0	0	0	0	0	0	0		
BAT TOTALS	.304	5	0	181	25	55	23	4	0	10	9	26	1	1	0	8	3	4		

PITCHER	ERA.	GS	GR	CG	SH	IP	H	R	ER	HR	BB	SO	W	L	SV	RP
Joe NIEKRO	6.30	2	0	0	0	10.0	12	7	7	2	5	2	1	1	0	0
SOTO	1.10	2	0	0	0	16.3	11	2	2	1	8	13	2	0	0	0
PETRY	2.84	1	0	0	0	6.3	5	2	2	0	4	6	1	0	0	0
VANDE BERG	2.45	0	3	0	0	3.7	2	1	1	1	1	2	0	0	0	0
REARDON	0.00	0	3	0	0	3.3	0	0	0	0	1	1	0	0	1	1
GOSAGE	0.00	0	2	0	0	2.3	0	0	0	0	0	1	0	0	1	1
Bry CLARK	0.00	0	1	0	0	1.0	0	0	0	0	2	0	0	0	0	0
BURGHEIER	27.00	0	1	0	0	0.7	2	2	2	1	1	0	0	0	0	0
LESLEY	0.00	0	1	0	0	0.3	0	0	0	0	0	0	0	0	0	0
PIT TOTALS	2.86	5	11	0	0	44.0	32	14	14	5	22	25	4	1	2	2

MVP - Mario Soto

# American Championship

# Salt River vs. Toledo

1	SALT RIVER	1	2	3	4	5	6	7	8	9	10	11	R	H	E
	TOLEDO	0	0	1	1	3	2	0	0	0	0	0	7	13	1
	Win-Gossage(1-0)	6	0	0	0	0	1	0	0	0	0	3	10	16	1
	HR-Chambliss(1), G.Roenicke(1), R.Henderson(1)	Loss-J.McLaughlin(0-1)													

The series opener found Joaquin Andujar(24-0) on the mound for Salt River and Joe Niekro(21-7) for Toledo. The Tomcats blitzed Andujar for 6 runs in the 1st inning! Toledo sent 12 men to the plate. The Stompers chipped away and used the long ball, 3-run homer by Chambliss (to K.O. Niekro) and a 2-run shot by Roenicke, to eventually tie the score at 7-7. With 1 out in the 11th, Rickey Henderson cracked a game-winning 3-run homer!

2	SALT RIVER	1	2	3	4	5	6	7	8	9	10	11	R	H	E
	TOLEDO	0	0	0	0	1	0	2	0	1	1	—	5	10	2
	Win-Lesley(1-0)	2	0	1	1	0	0	0	0	0	2	—	6	10	1
	HR-Yount(1), M.Schmidt(1), Ln.Parrish(1), Chambliss 2 (2,3)	Loss-J.McLaughlin(0-2)													

Game #2 starters were Mike Flanagan(19-7) for Salt River and Mario Soto(19-7) for Toledo. Toledo jumped out to a 4-0 lead, aided by a 2-run homer by Yount and a solo shot by Schmidt. Once again, the Stompers came back to tie the score, using the homerun ball, this time with solo shots from Parrish and two from hot Chambliss (the last coming in the 9th). Salt River took the lead in the 10th, 5-4, but Toledo came back for 2 to win, using a combination of Stomper errors, a couple of singles, and finally, a bases loaded game-winning walk to Henderson.

3	TOLEDO	1	2	3	4	5	6	7	8	9	10	—	R	H	E
	SALT RIVER	0	0	1	0	0	0	0	0	1	0	—	2	6	3
	Win-LaCoss(1-0)	1	0	1	0	0	0	0	0	0	1	—	3	7	0
	HR-none	Loss-Gossage(1-1)													

Game #3 saw Dan Petry(18-9) on the mound for Toledo against Rick Sutcliffe(16-8) of Salt River. Many big scoring opportunities came and went and at the end of 9 full innings, the game was tied again, this time 2-2. A lead-off walk to Roenicke, followed by consecutive singles by Madlock and Lynn gave Salt River its first win of the series.

4	TOLEDO	1	2	3	4	5	6	7	8	9	10	—	R	H	E
	SALT RIVER	0	0	0	1	3	0	0	0	3	1	—	8	11	5
	Win-Lesley(2-0)	0	0	5	0	0	2	0	0	0	0	—	7	11	3
	HR-Madlock(1), M.Schmidt(2)	Loss-LaCoss(1-1)													

Game #4 saw a rematch of Game #1 starters, Niekro for Toledo and Andujar for Salt River. The Stompers jumped on Niekro for 5 runs in the 3rd, 3 on a Madlock homerun. The Tomcats came back for 1 in the 4th & 3 in the 5th, only to see Salt River add 2 more in the 6th. Down 7-4, Toledo came up with a big 3-run homer by Schmidt to send the game into extra-innings for the 4th straight time. This time, Toledo scored in the 10th and held the victory.

5	TOLEDO	1	2	3	4	5	6	7	8	9	10	—	R	H	E
	SALT RIVER	0	0	0	0	0	0	2	0	0	0	—	3	7	1
	Win-J.McLaughlin(1-2)	0	0	0	0	2	0	0	1	0	1	—	4	9	1
	HR-R.Jones(1)	Loss-Gossage(1-2)													

Game #5 found a rematch of Soto for Toledo against Flanagan of Salt River. This time, a pitching duel took place, but the result was no different, a TML record-setting 5th straight extra-inning game, as the score stood at 3-3 after 9. With 1 out in the 10th, Madlock singled and eventually scored on Parrish's game-winning single.

6		1	2	3	4	5	6	7	8	9	—	R	H	E
	SALT RIVER	0	1	0	0	0	1	0	0	1	—	3	12	0
	TOLEDO	0	0	1	0	2	1	0	0	x	—	4	7	1
	Win-Burgmeier(1-0)			Save-Gossage(1)				Loss-Sutcliffe(0-1)						
	HR-Gray(1)													

Game #6 saw Sutcliffe starting for Salt River versus Petry for Toledo. Both teams chipped away, using singles and aggressive baseball. The score stood at 4-2 Toledo entering the 9th. With 1 out, Law doubled and scored on Lynn's single. Parrish flew out and Chambliss followed with a single, sending Law to 3rd. The "Goose" then got pinch-hitter Shelby to fly out, earning a save and sending Toledo to the TML World Series to face Uconn.

## SALT RIVER STOMPERS

SALT RIVER		AT TOLEDO																	
DEF. DP:	2	PIT. ERR: 0																	
PLAYER	AVG.	GP	GI	AB	R	H	BI	2B	3B	HR	BB	SO	E	SH	SF	SB	CS	WH	
V. LAW	.500	2	0	4	1	2	0	1	0	0	0	0	1	0	0	0	0	0	
MADLOCK	.462	6	0	26	4	12	5	0	0	1	2	2	0	0	2	2	0	0	
DAUER	.333	6	0	21	2	7	1	0	0	0	0	3	0	1	0	0	0	0	
CHAMBLISS	.310	6	0	29	5	9	7	1	0	3	2	4	1	0	1	0	0	0	
LYNN	.280	6	0	25	0	7	2	2	0	0	5	8	0	0	1	0	0	1	
G. GROSS	.273	4	0	11	2	3	2	1	0	0	0	0	1	0	0	0	0	0	
WIGGINS	.267	6	0	15	2	4	0	1	0	0	0	3	0	0	0	0	0	0	
Lnce PARRISH	.259	6	0	27	2	7	3	0	0	1	3	6	1	0	0	0	0	1	
G. GRAY	.250	6	0	12	2	3	2	0	1	1	0	3	0	0	0	0	0	0	
J. LEONARD	.250	4	0	4	0	1	0	0	0	0	0	0	0	0	0	0	0	0	
WHISENTO	.200	6	0	10	4	2	0	0	1	0	5	3	0	0	0	0	0	0	
RAJSICH	.143	3	0	7	1	1	1	0	0	0	2	1	0	0	0	0	0	0	
BOWA	.111	6	0	18	1	2	3	0	0	0	3	1	2	3	0	1	0	0	
G. ROENICKE	.105	6	0	19	3	2	2	0	0	1	4	6	0	0	0	0	0	0	
SHELBY	.000	2	0	2	0	0	0	0	0	0	0	0	0	0	0	0	0	0	
BAT TOTALS	.270	6	0	230	29	62	28	6	2	7	26	40	7	4	4	3	0	2	

PITCHER	ERA.	GS	GR	CG	SH	IP	H	R	ER	HR	BB	SO	W	L	SV	RP
ANDUJAR	9.35	2	0	0	0	8.7	14	11	9	0	4	5	0	0	0	0
FLANAGAN	4.70	2	0	0	0	7.7	8	4	4	1	7	4	0	0	0	0
SUTCLIFFE	3.75	2	0	0	0	12.0	8	5	5	0	18	17	0	1	0	0
S. HOWE	1.69	0	6	0	0	10.7	5	2	2	0	2	3	0	0	0	0
J. BARR	3.00	0	4	0	0	6.0	7	3	2	2	4	2	0	0	0	0
J. McLAUGHLIN	9.00	0	3	0	0	4.0	4	5	4	1	5	3	1	2	0	1
LaCOSS	2.70	0	3	0	0	3.3	3	1	1	0	3	2	1	1	0	1
MONTEFUSCO	3.38	0	2	0	0	5.3	8	2	2	1	3	2	0	0	0	0
PIT TOTALS	4.53	6	18	0	0	57.7	57	33	29	5	46	38	2	4	0	2


## TOLEDO TOMCATS

TOLEDO	VS SALT RIVER																	
DEF. DP: 5 ;	PIT. ERR: 1																	
PLAYER	AVG.	GP	GI	AB	R	H	BI	2B	3B	HR	BB	SO	E	SH	SF	SB	CS	WH
AIKENS	.389	6	0	18	1	7	1	2	0	0	1	2	0	0	0	0	0	0
Rupe JONES	.368	6	0	19	4	7	4	1	0	1	3	4	0	0	0	0	1	0
CAREN	.350	6	0	20	6	7	3	1	0	0	3	4	0	0	1	0	0	0
T. KENNEDY	.333	6	0	27	1	9	3	1	0	0	1	5	0	0	2	0	0	0
MOSES	.333	3	0	3	0	1	0	0	0	0	0	0	0	0	0	0	0	0
R. HENDERSON	.286	6	0	21	6	6	6	0	0	1	10	5	2	0	0	8	2	3
NICHOLS	.286	5	0	7	0	2	0	0	0	0	0	0	0	0	0	0	0	0
TENACE	.286	5	0	7	0	2	2	0	0	0	4	0	0	0	0	0	0	1
LEMON	.267	6	0	15	4	4	1	1	0	0	2	2	1	0	0	0	0	0
YOUNT	.192	6	0	26	2	5	5	0	0	1	3	4	3	0	1	0	0	0
BACKMAN	.167	5	0	12	2	2	2	0	0	0	4	2	1	0	0	0	1	0
M. SCHMIDT	.154	6	0	26	4	4	4	0	0	2	6	6	4	0	0	1	0	0
HUBBARD	.100	5	0	10	1	1	0	0	0	0	1	0	0	1	0	0	0	0
JORGENSEN	.000	6	0	8	1	0	0	0	0	0	5	2	0	0	0	1	0	0
MARSHALL	.000	3	0	4	0	0	0	0	0	0	1	2	0	0	0	0	0	0
EISENREICH	.000	3	0	1	1	0	0	0	0	0	2	0	0	0	0	0	0	0
BAT TOTALS	.254	6	0	224	33	57	31	6	0	5	46	38	12	1	4	10	4	4
PITCHER	ERA.	GS	GR	CG	SH	IP	H	R	ER	HR	BB	SO	W	L	SV	RP		
Joe NIEKRO	8.71	2	0	0	0	10.3	15	12	10	2	6	4	0	0	0	0		
SOTO	3.45	2	0	0	0	15.7	11	6	6	2	4	18	0	0	0	0		
PETRY	1.86	2	0	0	0	9.7	9	3	2	0	7	5	0	0	0	0		
GOSSAGE	3.00	0	6	0	0	9.0	10	3	3	0	5	3	1	2	1	2		
VANDE BERG	5.40	0	5	0	0	1.7	4	1	1	1	1	1	0	0	0	0		
REARDON	1.69	0	4	0	0	5.3	6	1	1	0	3	5	0	0	0	0		
BURMEIER	6.23	0	3	0	0	4.3	6	3	3	2	0	0	1	0	0	0		
LESLEY	0.00	0	2	0	0	2.0	1	0	0	0	0	4	2	0	0	0		
Bry CLARK	0.00	0	1	0	0	0.3	0	0	0	0	0	0	0	0	0	0		
PIT TOTALS	4.01	6	21	0	0	58.3	62	29	26	7	26	40	4	2	1	5		

MVP - Rickey Henderson

# TML World Series

## Toledo vs. Uconn



1

TOLEDO	1	2	3	4	5	6	7	8	9	—	R	H	E
UConn	0	2	0	0	0	0	0	7	0	—	9	10	0
Win-J.Niekro(1-0)	3	0	0	0	0	0	0	0	0	—	3	10	2
HR-Aikens(1), Lemon(1), T.Kennedy(1)													
Loss-Vande Berg(0-1)													

The 4th TML World Series featured the American Association powerhouse Toledo Tomcats up against the "underdog" National Champs, Uconn Mick's. Game #1 saw both pitching aces on the mount, Joe Niekro(21-7) for Toledo and Don Sutton(18-9) for Uconn. The game was close for 7 innings, but the Uconn bullpen was hit hard and often in the top of the 8th. Toledo scored a World Series record 7 runs in that inning, highlighted by a long GRAND SLAM homer by Terry Kennedy off Greg Minton, a ball that just barely stayed fair as it cleared the rightfield fence! One out later, a 2-run homer by Chet Lemon capped off the 7-run rally, and in spite of some threats from Uconn hitters, Toledo's bullpen held on to protect Niekro's win. The only Uconn offense was a 2-out, bases loaded triple by Kirk Gibson back in the 1st. From that point on, helped by good fielding from Yount and Schmidt, and two Uconn GDP's, the Tomcats held them scoreless.

2

TOLEDO	1	2	3	4	5	6	7	8	9	—	R	H	E
UConn	0	1	2	2	2	0	3	0	0	—	10	18	0
Win-Soto(1-0)	2	0	0	0	0	0	0	0	0	—	2	7	3
HR-Yount(1), Marshall(1)													
Loss-Kison(0-1)													

Game #2 found Mario Soto(19-7) on the mound for Toledo, facing Bruce Kison(10-8) of Uconn. For the second game in a row, Uconn struck early. A 2-out double by Don Money plated 2 runs in the bottom of the 1st inning. From that point, it was all Toledo. Uconn hurlers gave up 18 hits (tying the World Series record) and 6 walks. The Tomcats scored 1 run in the 2nd inning, 2 in the 3rd (to take the lead), 2 in the 4th, 2 in the 5th, and 3 more in the 7th to cap off the rout. Kison and Jerry Reuss were the Uconn goats - 17 hits and all 10 runs. Meanwhile, Soto scattered 7 hits and got late-inning relief help from Vande Berg to preserve his win. As for the Toledo offense, Robin Yount led the way with 4 hits, including a 2-run homer. Rupert Jones also chipped in with 3 hits and 3 RBI, as did Rickey Henderson with 3 hits and 2 stolen bases.

3

UConn	1	2	3	4	5	6	7	8	9	—	R	H	E
TOLEDO	0	0	0	1	0	3	0	0	3	—	7	9	2
Win-Reuss(1-0)	1	0	0	0	1	0	0	0	0	—	2	9	1
HR-J.Thompson(1), Tenace(1), Dw. Evans(1), DeCinces(1)													
Loss-Lesley(0-1)													

Game #3 moved to Toledo, with the home team up 2 games to none. Uconn called upon Jerry Reuss(17-12) to face Dan Petry(18-9) of Toledo. In a reversal of the first two games, Toledo scored first, as Rickey Henderson led off the bottom of the 1st inning with a single, stole both 2nd & 3rd, and came home on a single by Gene Tenace. A 5th inning solo homerun by Tenace closed out the Toledo scoring, as Reuss and the Uconn bullpen stopped the Tomcats the rest of the way. Meanwhile, the Uconn offense loosened up. Jason Thompson cranked Uconn's first homerun of the series, a solo shot in the 4th, to tie the score at 1-1. Then, with Toledo holding a 2-1 lead, Uconn scored 3 in the 6th, prolonged by a Schmidt error. In the 9th, the Mick's added 3 insurance runs on a pair of homers by Dewey Evans and Doug DeCinces.

4

UConn	1	2	3	4	5	6	7	8	9	10	—	R	H	E
TOLEDO	0	0	0	0	0	1	1	0	1	0	—	3	10	1
Win-Gossage(1-0)	0	0	0	0	0	0	2	1	0	1	—	4	10	0
HR-Yastrzemski(1), Gibson(1), Aikens(2), M.Schmidt(1)														
Loss-Minton(0-1)														

Having won its first game in the series, Uconn called upon their ace, Don Sutton, to start Game #4. Toledo also sent their ace, Joe Niekro, setting up a rematch of Game #1. After three one-sided contests, this game brought some unexpected excitement. First, no one scored in the 1st inning for the first time in the series. In fact, for 5 innings, both clubs were locked in a scoreless pitching duel between Sutton and Niekro. Then, Uconn broke the ice on a solo homer by Carl Yastrzemski in the 6th. Kirk Gibson added another solo homer in the 7th, to give Uconn a 2-0 lead. Toledo responded with a 2-run, game-tying homerun by Willie Aikens in their half of the 7th. In the home 8th, the Tomcats jump into the lead on a solo blast by Mike Schmidt. Trailing 3-2, Uconn opens the 9th with Niekro fanning the first 2 batters. Gibson then raps a triple (his 3rd triple of the series). Gossage replaces Niekro and promptly gives up singles to Bonilla (tying the game) and Foli. The "Goose" got Evans(0 for 5) to fly out. Minton replaced Sutton for the home 9th. Minton then walks Aikens, gives up a single to Rupe Jones, and then walks pinch-hitter Eisenreich, to load the bases with none out! Tenace pinch-hits for Backman, but Minton gets him on strikes. Rickey Henderson then smashes a hot liner to Foli at short, who turns it into an inning-ending DP. After Gossage breezed through the 10th, Toledo hitters again went after Minton. Carew singled to open the inning and Schmidt drew a walk. Yount followed with a single into the hole near secondbase, and Carew scored easily, as Bonilla threw the ball away (E-4). An unearned run turns Bonilla from hero to goat, and Toledo takes a commanding 3-1 lead in games.




5

	1	2	3	4	5	6	7	8	9	10	—	R	H	E
UConn	0	0	0	0	0	1	3	0	2	0	—	6	12	0
TOLEDO	1	0	2	0	0	3	0	0	0	1	—	7	11	1
Win-Lesley(1-1) Loss-B. Stanley(0-1)														
HR-Tenace(2), Monday(1), R. Henderson(1)														

Game #5 found Uconn literally with their backs against the wall. The Mick's sent Larry Gura(12-9) to the mound to face fireballer Mario Soto of the Tomcats. Soto held Uconn in check for 6 innings, giving up only a solo homerun to Rick Monday in the 6th, while Toledo hitters powered their way to a 6-1 lead. The Tomcat scoring began in the 1st inning on a solo homer by Gene Tenace. Yount then chipped in with a 2-run triple in the 3rd, followed by a 3-run homer by slugger Rickey Henderson. Uconn was down, but not out! The Mick's scratched out 3 runs in the 7th on 3 hits, a ground out, and an error by Yount. Toledo went to the bullpen, but in the top of the 9th, Uconn struck again. With Toledo relief ace, "Goose" Gossage on the hill, Tenace opened up with a double, but Goose fanned both Bonnell and pinch-hitter Money. One out away from the TML Championship, Dewey Evans raps a run-scoring triple, to close the game to one, 6-5. Pinch-hitter Reid Nichols ties the game with a bloop single. Gossage gets DeCinces on a lineout to end the inning. In the bottom of the 9th, Greg Minton gets the Tomcats 1-2-3. Into extra-innings for the second straight game. In the visitor 10th, Uconn only produces a single by Wade Boggs. Then, in the home 10th, Bob Stanley comes in to pitch for Uconn. After Chet Lemon grounded out, singles by Eisenreich and Kennedy put men on 1st & 2nd. Jorgensen, who had replaced an injured Aikens earlier in the game in the 8th at DH, cracks a drive down the rightfield line for a game-winning double, giving the Toledo Tomcats the TML Title.

SOME CLOSING COMMENTS: as a whole, some good fielding throughout the series by Robin Yount and Mike Schmidt cut down some key Uconn hits. Uconn was also bit by the "GIDP" bug, as they grounded into 8 DP's in the 5 games. Some of the DP's ended potentially big rallies. Surprisingly, Toledo out-homered Uconn 10 to 6. And, in another surprise, Toledo was held to only 5 stolen bases (4 by TML Stolen Base King, Rickey Henderson), and was caught stealing 7 times! Toledo's "running game" was of no great consequence. Statistically, Toledo hit .305 as a team for a new TML World Series record and considerably out-pitched Uconn 3.26 to 5.56. It was the collapse of the Uconn bullpen that ultimately decided the fate of the Mick's, as their relievers combined for an 0-3 record, with an ERA of 6.63. Toledo's Robin Yount was selected the MVP of the World Series for his constant offense (he hit safely in every game) and his already mentioned steady fielding at shortstop. Robin rapped out a TML World Series record 11 hits (for a .458 average) and in only 5 games!! Congratulations to Toledo Manager Bill Parks for his TML Championship and also to Uconn Manager Mike Moore for an exciting season!



MVP

# UCONN MICK's

UCONN		AT TOLEDO																			
DEF. DP: 3 ;		PIT. ERR:		0																	
PLAYER	AVG.	GP	GI	AB	R	H	BI	2B	3B	HR	BB	SO	E	SH	SF	SB	CS	WH			
BONILLA	.667	4	0	3	0	2	1	0	0	0	0	0	2	0	0	0	0	0			
W. BOGGS	.500	5	0	10	1	5	1	0	0	0	3	1	0	0	0	0	0	0			
BAILOR	.500	5	0	4	0	2	0	0	0	0	0	0	0	0	0	1	0	0			
YASTRZEMSKI	.417	5	0	12	2	5	3	1	0	1	1	1	0	0	0	0	0	1			
K. GIBSON	.412	5	0	17	4	7	5	1	3	1	2	4	0	0	0	0	0	0			
J. THOMPSON	.300	5	0	20	4	6	1	2	0	1	1	4	0	0	0	0	0	0			
FLANNERY	.250	5	0	8	0	2	0	0	1	0	0	3	1	0	0	0	0	0			
FOLI	.231	5	0	13	0	3	0	1	0	0	2	2	1	0	0	0	0	0			
MONDAY	.231	5	0	13	3	3	1	0	0	1	3	3	0	0	0	0	0	0			
TENACE	.222	4	0	9	2	2	1	1	0	0	1	3	0	0	0	1	0	0			
FISK	.167	5	0	12	0	2	0	0	0	0	0	2	0	0	0	0	0	0			
DeCINCES	.143	5	0	21	2	3	2	0	0	1	2	2	4	0	0	1	0	0			
MONEY	.143	5	0	7	0	1	2	1	0	0	1	1	0	0	0	0	0	0			
NICHOLS	.143	5	0	7	0	1	1	0	0	0	0	1	0	0	0	0	0	0			
Dr. EVANS	.190	5	0	21	2	4	2	1	1	1	4	6	0	0	0	0	0	0			
BONNELL	.000	4	0	4	1	0	0	0	0	0	0	2	0	0	0	0	0	0			
JURAK	.000	3	0	2	0	0	0	0	0	0	0	1	0	0	0	0	0	0			
BAT TOTALS	.262	5	0	183	21	48	20	8	5	6	20	36	8	0	0	3	0	1			
PITCHER	ERA.	GS	GR	CG	SH	IP	H	R	ER	HR	BB	SO	W	L	SV	RP					
Don SUTTON	2.51	2	0	0	0	14.3	11	5	4	3	6	7	0	0	0	0					
KISON	9.82	1	1	0	0	7.3	12	8	8	2	5	4	0	1	0	0					
REUSS	6.00	1	1	0	0	9.0	17	7	6	2	7	10	1	0	0	0					
GURA	9.00	1	1	0	0	3.0	5	3	3	1	4	3	0	0	0	0					
MINTON	5.06	0	5	0	0	5.3	5	5	3	1	4	3	0	1	0	0					
VANDE BERG	4.50	0	4	0	0	4.0	1	2	2	0	2	1	0	1	0	0					
Bob STANLEY	7.71	0	3	0	0	2.3	7	2	2	1	0	2	0	1	0	0					
PIT TOTALS	5.56	5	15	0	0	45.3	58	32	28	10	28	30	1	4	0	0					

# TOLEDO TOMCATS

TOLEDO			VS UCONN																	
DEF. DP:	8	PIT. ERR:	0																	
PLAYER	AVG.	GP	GI	AB	R	H	BI	2B	3B	HR	BB	SO	E	SH	SF	SB	CS	WH		
JORGENSEN	.500	4	0	6	0	3	2	1	0	0	2	0	0	0	0	0	0	2		
MARSHALL	.500	4	0	4	1	2	1	0	0	1	0	2	0	0	0	0	0	0		
AIKENS	.462	5	0	13	5	6	4	1	0	2	2	0	0	0	0	0	0	0		
YOUNT	.458	5	0	24	4	11	4	0	1	1	2	0	1	0	0	0	1	0		
HUBBARD	.429	4	0	7	2	3	0	0	0	0	1	1	0	0	0	0	0	0		
TENACE	.375	4	0	8	3	3	3	0	0	2	2	2	0	0	0	0	0	0		
Rupe JONES	.364	3	0	11	1	4	3	1	0	0	1	2	0	0	0	1	1	0		
CAREW	.294	5	0	17	2	5	1	0	1	0	2	2	0	0	0	0	0	0		
BACKMAN	.273	5	0	11	1	3	0	1	0	0	1	5	0	0	0	0	1	0		
T. KENNEDY	.250	5	0	24	3	6	4	2	0	1	0	6	0	0	0	0	0	1		
R. HENDERSON	.250	5	0	20	4	5	3	0	0	1	6	1	0	0	0	4	4	0		
EISENREICH	.250	3	0	4	1	1	0	0	0	0	1	0	0	0	0	0	0	0		
M. SCHMIDT	.238	5	0	21	4	5	2	1	0	1	5	4	1	0	0	0	0	0		
LEMON	.083	5	0	12	1	1	2	0	0	1	3	2	0	0	0	0	0	0		
NICHOLS	.000	3	0	7	0	0	0	0	0	0	0	3	0	0	0	0	0	0		
MOSES	.000	1	0	1	0	0	0	0	0	0	0	0	0	0	0	0	0	0		
BAT TOTALS	.305	5	0	190	32	58	29	7	2	10	28	30	2	0	0	5	7	3		
PITCHER	ERA.	GS	GR	CG	SH	IP	H	R	ER	HR	BB	SO	W	L	SV	RP				
Joe NIEKRO	3.45	2	0	0	0	15.7	16	6	6	2	5	14	1	0	0	0	0	0		
SOTO	3.14	2	0	0	0	14.3	15	6	5	1	1	11	1	0	0	0	0	0		
PETRY	1.80	1	0	0	0	5.0	4	2	1	1	5	1	0	0	0	0	0	0		
VANDE BERG	0.00	0	4	0	0	2.7	1	0	0	0	2	0	0	0	0	0	0	0		
REARDON	0.00	0	3	0	0	4.0	1	0	0	0	0	5	0	0	0	0	0	0		
GOSAGE	12.27	0	3	0	0	3.7	9	5	5	2	2	5	1	0	0	1	1	0		
LESLEY	0.00	0	2	0	0	1.7	2	2	0	0	1	0	1	1	0	0	1	0		
PIT TOTALS	3.26	5	12	0	0	47.0	48	21	17	6	20	36	4	1	0	2	0	0		

MVP - Robin Yount

# TML Feedback

I like the people (a lot!). Had a great evening recently, meeting Tom Kopp. Have already met Pertierra and Gatto. Enjoyed phone calls to Landin. Hope to meet more of you soon. (Muledy)

Great Leadership - Landin, Pertierra, & Alber are the coolest. Have met some good friends through the TML. I'll never quit - they'll have to throw me out! Dislikes: get results to visiting Manager. (Gatto)

GU's still don't show team depth. The so-called latitude required by some should be more than remedied with a 35-man roster to draw from. Glad to see "Wild Card" pass. (Lay)

Liked 80 games this year and disliked the other 80. The League itself, however, I enjoyed greatly. It's great to be back. (Fleming)

TML is always trying to improve upon an already outstanding organization. (Hetterich)

This year I've decided to say something nasty about the TML ... maybe I'll think of something later. (Bailey)

Best league I've ever been associated with. Top praise to Mike & Jim for the way they run the TML. I would like to see a smaller waiver pool and larger rosters, however. (Adams)

Very strong leadership shows itself in a class league. Don't like shifting strong teams to different divisions. I think that is bad for the league. (Steinmetz)

Great bunch of guys! (Kopp)

Another great year for the TML. It's even more satisfying to be back to a 160-game season. (T. Ackley)

When are we going to get some rule proposals about changing the Rookie Draft procedures? I would like to see a poll on how many Managers are satisfied with the current system. (Carpenter)

Still extremely well-run, well-organized league, but I dislike a trend toward instability (lots of new Managers, new rules, etc.). Still, this is a very minor point, hardly worth mentioning. (Parks)

Same as last year - dislike being in the same division as Dave & Rocky. (Just kidding!) A fun league. (Wade)

I love the people in the TML, the greatest guys I have EVER met. Also, like the "Wild Card." Dislike being fined and Rich moving out of our division. (C. Lentine)

Like: the people of the TML. Dislikes: Enos Cabell. (Goldberg)

This League is getting better every season. The closeness of the friendships increases every year. I'm very happy to be in it. (Pittner)

I'm very pleased to be able to participate. (Baumunk)

Thanks to everyone in the TML. This has been another enjoyable season. Hats off to everyone. (Vincent)

Likes: viewing Arthur "Mr. Postman" Albanese's fine mint collection of self-addressed, stamped envelopes from myself and other TML'ers dating back to 1979. I hope Arthur does a better job sorting mail as a letter carrier than he acts when he receives mail from Rocky. (Mayko)

Likes: TML Free Agent Draft get-together and the fierce competition. Dislikes: overuse rules are too harsh, Series' Bonus dates to close to start of Series, which creates a pressure feeling to complete games, detracting from the enjoyment of playing the games. (F. Lentine)

The TML is like being bi-sexual; everyone you meet is a source of pleasure! Truly a great league that just keeps getting better. (Albanese)

I have no complaints other than the Free Agent Draft is only held once a year. Likes: the TML "5 Neat Guys" bowling team (Frank Lentine, Dave Pittner, Bruce Clark, Larry Alber, and myself). (Pertierra)

We seem to have a small segment of our organization who, not getting their pet issues voted in one season, reward it and insist that it be voted on again the next season. "Wild Card" is not baseball. (Mahan)

Thanks again! (Clark)

Was, is, and expected to remain "World Class." Thanks for the opportunity to be a part of it. (Zuchowski)

Dislike: I'm tired of hearing how much lower Roy Smalley hit than what he's supposed to. (Weisman)

TML is the Springsteen of mail leagues. (Yamin)

Same consistent structure, but will not like "Wild Card." Shame, shame!! Maybe we should eliminate the regular season altogether and just have playoffs. That way everybody has a playoff team. (Alber)

Great bunch of guys and league is run better than any I have seen. Only dislike is when rule changes, such as the Waiver Claim price, are made without a league vote. (Moore)

Dislikes: having to wait until the yearbook comes out to see final complete stats. Likes- quality leadership; always trying to improve the League. (Hall)

I've never been involved in anything that is so professionally run, and that includes the three newspapers that I've worked for. (Schembari)

Now, my chance to fight back! Dallas, the current hardware limitations (i.e. disk space) of my computer system limit the size of TML rosters to 35 maximum. Joe, L&M was shifted into your division for a very practical reason. Drop me a note if you wish to know why, OK? Carl, we plan to poll all Managers this year about the current Rookie Draft procedure. I think you will see that most Managers like the current system. Bill, about Managers leaving the TML: it must be the cooking! Seriously, we will never see all 40 Managers return from one season to the next. What new rules? Chris, I dislike Managers who are croniclly late. Frank, without the Bonus dates, this league (like many others) would have major problems operating. For example, there are no deadline dates (or bonuses) on Playoff stats and you can't imagine the arm-twisting that I had to do this year to get the playoff stats in to me in time for this Yearbook! Unfortunately, next year there will be deadlines for playoff stats as well. It seems that most people need a "kick in the butt" to get their stuff done! Nite, we allow a rule proposal to be voted on every other year, IF it passes through the Committee, which you seem to forget is made up of several members, not just Jim & I. As for the "Wild Card," I agree that it's not baseball ... yet. Bob W., me too! Larry, aren't you going off the deep end. Mike M., Jim & I will continue to institute changes for "the good of the TML." It's our right to do so. Finally, I want to thank all of you for another fine year. Let's make our 5th season the best yet!! (Landin)