

1981 YEARBOOK

SEASON 2

Champion

Woodshend Wardogs

Table of Contents

THE MAJOR LEAGUE - 1981 (by Jim Pertierra)	1
Player & Pitcher of the Year	3
Final American Association Stats	5
Rookie of the Year Awards	15
Final American Association Standings	16
The American Game in Review - 1981 (by Jim Pertierra)	17
Individual Team Pages:	
Addison Arrows (AA)	19
Argentina Stingray (AG)	21
Arkansas Saints (AK)	23
Boulder Livingjas (BL)	25
Chicago Bruins (CB)	27
Cuyahoga Falls Fungos (CF)	29
Hampshire Timber Wolves (HM)	31
Harbor Beach Hurons (HB)	33
Holly Woodpeckers (HP)	35
Hudson Hornets (HD)	37
Kilkenny Gaelics (KG)	39
L&M Librae (LM)	41
Mather Solons (MS)	43
Pacific Goldeyes (PG)	45
Rhode Island Reds (RI)	47
San Joaquin Bandidos (SJ)	49
Shiloh Skyhawks (SH)	51
Sherlock C's (SC)	53
Toledo Tomcats (TT)	55
Wallhaven Offers (WV)	57
Miscellaneous	59
Final National Association Standings	60
Woodsbend Wardogs (WD)	61
Oceanica Cyclones (OC)	62
All Star Teams	106
American Western Conference Playoff	109
American Global Conference Playoff	111
American Association Championship	117
TML World Series - Hudson vs. Woodsbend	121
TML Feedback	133

(Cover Design & Yearbook Layout by Mike Landin)

The Major League

1981

by Jim Pertierra

There is an "old" saying that probably dates back to 1975 or some other ancient date, that the second year of any mail league is the critical one. The fascination of playing in a new League with a new team and against new opponents has faded out and life in the League becomes one of managing and general managing a squad that you hope to build. There is also another saying that the second year of a league produces lopsided pennant races where the losers from year one throw all their marbles into one ring and shoot for the top. The Major League avoided the first and flirted with the second in it's second season. By all accounts 1981 was a very smooth and successful one and year 3 has a lot to measure up to.

1981 started with a great rookie draft. There were not a helluva lot of great prospects but the 40 managers had pretty much learned their lessons well and all but two American Association squads got someone. Holly laid off the biggest single TML bid to that point with \$191,000 on Britt Burns. On the other side of the coin Mike Moore of Uconn's bid of \$1,000 was the only bid on Kirk Gibson in the National.

With such spirited bidding in the Rookie Draft, there was not a great deal of talent left over for the Free Agent draft. Nonetheless 15 active managers showed up at Mike Landin's house for the Draft. One bard said that if it wasn't for Art Albanese being there, there would only have been 5. Art was worth the trip. Rocky Hall came from Morehead, Kentucky with no draft picks until the 6th round. As always it was one of the best TML days of the year.

I think the attitude that dominates the Free Agent get together is the main reason the TML has stayed so rock solid. Much like the legendary conventions that have taken place, the second time through you come to these things looking for your friends. Speaking for myself, I had talked with Pete Bolduc on numerous occasions, made the infamous Andre Dawson deal with Rocky, squared off many times with Mikes Mayko and Moore, hadn't seen Dave Pittner since Larry's wedding and had never met Tim Ackley. But these guys were all there and they were the reason that I was there.

My personal philosophy is that the TML is just a convenience for extending solid friendships. I look forward to each visit by Bruce Clark, each phonecall from Rich Goldberg, every minute spent with Dave Yamin (even if he's trading my players to some other team), each game with Larry, Mike, Bill Vincent, every harangue from my great Brothers in Law. That's what make the TML what it is for me. The games are just a convenience to get together. When I called the initial Instant Replay session to order, I was sitting with my friends Dallas, Rich, Bill, Larry & Mike. We were attempting to do something that the Replay community would benefit from. There was no talk of how we would benefit individually, but just how the vast wandering tribe of Replayers would benefit.

The TML, to Mike, Larry & myself, started in 1978. To myself the greatest thing that has come out of the experience was the contact with all of you. I sat in 1981 with Dallas Adams, Tim Ackley, Pete Bolduc, Rocky Hall, John Gatto, Bob Wood and Tim Muledy for the first time. That made it all worth while. The thought that someday I might meet all of you sustains the League for me.

Continued

TML-2 saw tremendous performances by George Brett, Reggie Jackson, Mike Norris and Steve Carlton. These four players dominated their Associations from the start. Jackson, with his 65 homeruns broke Gorman Thomas' one year old TML record of 60 easily. From the start of series 6 it was just a matter of how many would fly out of the Bomb Shelter. Brett, of Shiloh (and in a way Mohawk Trail) just plain hit. The irony of Brett's Shiloh performance was that he almost mirrored to the game what he did in real life. Norris broke the TML shutout record so early that it was a joke. His Oceanica teammate, Carlton, pitched even better over the second half of the season than Norris did over the first, but the shutouts and wins early on by Norris overshadowed Carlton. Nothing, with the possible exception of Jim Clancy, overshadowed Carlton in the American. He dominated all the pitching categories. Truly all four deserved the post season accolades that came their way.

Of course, for me, there was the Goose. The big hulk protected every lead from the Summer Stretch on and it was a shame that he had to be stuck on my woeful band of gypsies rather than on a team that could really have used him to good advantage in a pennant race like Uconn or Mohawk Trail.

In 1981, for the first time, there was a rules ballot of consequence and some fine points were raised. While not personally agreeing with all the changes or even all the proposals, I feel that the fact that there are proposals is a good sign. After all, the TML is your League, we here are just entrusted with hopefully steering it in right direction. If we were perfect and if you guys had no love for the League and it's betterment, we'd never hear from you. Given some of the fine Baseball minds in the TML, I take it as a personal compliment that we don't get more lobbying for rules. To me, I think 1980 was a year where everyone was getting used to playing Replay and 1981 was the year to dig into the League itself. There were so many of you that played Replay in a League format for the first time in 1980 that I feel that you had to get comfortable with the mechanics of the game and it's subtleties before your voices were heard. Certainly with the plethora of changes that Norm Roth has brought to the 1981 edition, we'll be hearing from you.


One word before I close on Norm and his relation to the TML. For those of you who don't know Norm, I should tell you that he devours stats. I wouldn't go to the point of calling the TML a laboratory for his work, but he does watch the stats from TML very closely throughout the course of the year. He knows most of you from the yearbook and I know he surprised me greatly in June when he quoted from some of your "biological" sketches. You, the TML membership, is well thought of.

1981 will be a hard year to top, but I'm sure that 1982 will be as much fun, if not more. I'm certainly looking forward to it.

American




M V P




Cy Young

National



M V P



Cy Young

MVP	1	2	3	4	5	6	7	8	9	10	TOTAL
George Brett	15	2	1	1	0	0	0	0	0	0	228
OGLIVIE	3	7	1	0	2	2	1	1	0	0	139
ARMAS	0	2	0	1	3	3	2	1	1	0	71
ED MURRAY	0	0	2	2	3	0	3	2	0	0	66
SCHMIDT	0	0	2	1	1	1	4	3	0	2	61
Dale MURPHY	0	0	2	3	1	1	0	0	2	2	54
OLIVER	0	1	1	1	2	1	1	2	1	0	53
G. THOMAS	0	1	2	1	1	1	0	1	0	1	47
BAKER	1	0	2	1	0	1	1	0	0	0	45
CARLTON	0	0	3	1	1	0	1	1	0	0	44
B. BELL	0	0	1	2	1	1	0	0	0	1	34
Reg JACKSON	0	0	1	1	0	1	1	0	1	2	28
COOPER	0	0	1	0	1	0	0	1	5	1	28
N. WILSON	0	1	0	1	1	0	0	0	2	0	26
HORNER	0	0	1	0	1	1	0	2	0	0	25
M. NORRIS	0	1	0	1	0	0	0	1	1	0	21
K. HERNANDEZ	0	1	0	0	0	2	0	0	1	0	21
TIDROW	0	0	0	1	0	0	2	0	1	0	17
McGRAM	1	0	0	0	0	0	0	1	0	0	16
R. HENDERSON	0	0	0	1	0	0	0	2	0	0	13
GARVEY	0	0	0	0	0	2	0	0	1	0	12
CLANCY	0	0	0	0	0	1	1	0	0	2	11
CAREW	0	1	0	0	0	0	0	0	0	1	10
DILONE	0	1	0	0	0	0	0	0	0	0	9
HENDRICK	0	1	0	0	0	0	0	0	0	0	9
ROGERS	0	1	0	0	0	0	0	0	0	0	9
HARGROVE	0	0	0	1	0	0	0	0	0	1	8
RANDOLPH	0	0	0	0	1	0	0	0	1	0	8
OVERKELL	0	0	0	0	1	0	0	0	0	0	6
YOUNT	0	0	0	0	0	1	0	0	0	1	6
CORBETT	0	0	0	0	0	1	0	0	0	0	5
BUCKNER	0	0	0	0	0	0	1	0	0	1	5
BOCHTE	0	0	0	0	0	0	1	0	0	0	4
D. SMITH	0	0	0	0	0	0	1	0	0	0	4
DANSON	0	0	0	0	0	0	0	1	0	1	4
E. VALENTINE	0	0	0	0	0	0	0	1	0	0	3
BIBBY	0	0	0	0	0	0	0	0	1	0	2
BURLESON	0	0	0	0	0	0	0	0	1	0	2
G. MADDOX	0	0	0	0	0	0	0	0	1	0	2
CARTER	0	0	0	0	0	0	0	0	0	1	1
Lon SMITH	0	0	0	0	0	0	0	0	0	1	1
CROMARTIE	0	0	0	0	0	0	0	0	0	1	1
SAMBITO	0	0	0	0	0	0	0	0	0	1	1
Reg Jackson	14	3	0	2	0	0	0	0	0	0	223
G. BRETT	1	4	5	4	1	2	1	0	0	0	137
OGLIVIE	2	3	0	3	2	2	2	1	1	1	110
M. NORRIS	2	2	2	2	0	0	0	3	1	0	85
Dale MURPHY	0	2	3	1	2	1	1	0	2	0	74
COOPER	1	0	1	1	3	2	0	0	1	3	61
McBRIDE	0	2	2	0	1	0	1	3	1	1	56
SCHMIDT	0	0	1	2	4	1	0	0	1	1	54
YOUNT	0	0	3	0	1	3	1	1	0	1	53
MAZZILLI	0	0	2	2	1	1	2	0	0	0	49
GOSSAGE	0	1	1	0	1	0	1	1	0	1	31
STAPLETON	0	0	0	0	0	1	2	0	3	2	21
K. HERNANDEZ	0	0	0	2	0	0	1	0	1	0	20
HORNER	0	1	0	0	1	0	0	0	2	0	19
BUCKNER	0	0	0	0	1	1	1	0	1	0	17
CARLTON	0	0	0	0	1	1	0	1	0	1	15
BAKER	0	0	0	1	0	0	1	1	0	0	14
DANSON	0	1	0	0	0	0	1	0	0	0	13
J. THOMPSON	0	0	0	0	0	1	1	1	0	1	13
Jose CRUZ	0	0	0	0	0	0	1	2	0	1	11
SIMMONS	0	0	0	0	0	1	0	1	1	0	10
Lry PARRISH	0	1	0	0	0	0	0	0	0	0	9
BURGMETER	0	0	0	0	1	0	0	0	0	2	8
ARMAS	0	0	0	0	0	0	1	0	1	1	7
D. SMITH	0	0	0	0	0	0	1	0	1	0	6
R. MAY	0	0	0	0	0	0	0	2	0	0	6
Art ALBANESE	0	0	0	0	0	1	0	0	0	0	5
R. HENDERSON	0	0	0	0	0	1	0	0	0	0	5
OLIVER	0	0	0	0	0	1	0	0	0	0	5
LANGFORD	0	0	0	0	0	0	1	0	0	1	5
B. BELL	0	0	0	0	0	0	0	1	0	1	4
GARVEY	0	0	0	0	0	0	0	1	0	0	3
TRAMMELL	0	0	0	0	0	0	0	1	0	0	3
SIMMONS	0	0	0	0	0	0	0	0	1	0	2
CEDENO	0	0	0	0	0	0	0	0	1	0	2
SUTTER	0	0	0	0	0	0	0	0	1	0	2
CROWLEY	0	0	0	0	0	0	0	0	0	1	1
McGREGOR	0	0	0	0	0	0	0	0	0	1	1

* 4 *

American Balloting

CY YOUNG	1	2	3	TOTAL
Steve Carlton	11	6	1	74
M. NORRIS	7	8	2	61
CLANCY	1	2	8	19
McGRAM	1	0	0	5
ROGERS	0	1	2	5
BARKER	0	1	1	4
BIBBY	0	1	1	4
CORBETT	0	1	0	3
TIDROW	0	0	2	2
D. SMITH	0	0	1	1
SOSA	0	0	1	1
STONE	0	0	1	1

GEORGE BRETT OF THE SHILOH SKYHAWKS WAS SELECTED MVP OF THE AMERICAN ASSOCIATION BY DRAWING 15 1st PLACE VOTES. BRETT'S 228 POINTS PUT HIM NEARLY 90 POINTS AHEAD OF 2nd PLACE FINISHER BEN OGLIVIE AND IS A NEW THL RECORD! INCREDIBLE AS IT MAY SEEM, BUT ONE MANAGER LEFT BRETT OFF HIS BALLOT COMPLETELY! (WELL, HE DID "ONLY" HIT A THL RECORD .401)

STEVE CARLTON OF THE HOLLY WOODPECKERS WAS SELECTED CY YOUNG OF THE AMERICAN ASSOCIATION, BY DRAWING 11 1st PLACE VOTES AND EDGING MIKE NORRIS BY ONLY 13 POINTS! CARLTON WAS NOT LISTED ON TWO BALLOTS, DESPITE LEADING OR BEING NEAR THE TOP IN MAJOR PITCHING CATEGORIES.

National Balloting

CY YOUNG	1	2	3	TOTAL
Mike Norris	19	0	0	95
CARLTON	0	13	5	44
GOSSAGE	0	5	6	21
D. SMITH	1	1	0	8
R. MAY	0	1	0	3
BURNS	0	0	3	3
LANGFORD	0	0	3	3
McGREGOR	0	0	1	1
BIBBY	0	0	1	1
LUCAS	0	0	1	1

REGGIE JACKSON OF THE BERKSHIRE BOMBERS WAS SELECTED MVP OF THE NATIONAL ASSOCIATION BY DRAWING 14 1st PLACE VOTES AND 223 POINTS. GEORGE BRETT, MIKE NORRIS, AND BEN OGLIVIE ALL DREW OVER 100 MVP POINTS. ONCE AGAIN, WE FIND THAT JACKSON WAS LEFT OFF ONE BALLOT!

MIKE NORRIS OF THE OCEANICA CYCLONES WAS A NEAR-UNANIMOUS SELECTION AS CY YOUNG OF THE NATIONAL ASSOCIATION, BY DRAWING A THL RECORD 19 1st PLACE VOTES. TEAMMATE STEVE CARLTON WAS RUNNER-UP WITH 44 POINTS. IN CONTINUING THL TRADITION, NORRIS WAS LEFT OFF ONE BALLOT ENTIRELY! (NOW I AM BEGINNING TO SEE HOW A HANK AARON WAS NOT A UNANIMOUS HALL OF FAME SELECTION IN MLB! THERE'S ALWAYS ONE)



American Association

BATTING LEADERS
(STAT INPUT BY MIKE LANDIN)
THRU: SERIES 12

12/31/81

* Final *

★TML Record

TOP 20 HITTERS (400 OR MORE AT BATS)

1. GEORGE BRETT	(SHILOH)	.401★
2. BUDDY BELL	(CHICAGO)	.340
3. CAREW	(SAN JOAQUIN)	.332
4. DILONE	(SHERLOCK)	.331
5. OBERKFELL	(SHERLOCK)	.330
6. ZISK	(ADDISON)	.329
7. COOPER	(CHICAGO)	.325
8. MATTHEWS	(HOLLY)	.322
9. BUCKNER	(SHILOH)	.320
10. CEDENO	(BOULDER)	.319

11. ED MURRAY	(BOULDER)	.317
12. R. HENDERSON	(TOLEDO)	.316
13. WATHAN	(CUYAHOGA)	.315
14. STAPLETON	(RHODE ISLAND)	.315
15. BAKER	(MATHER)	.312
16. PETERS	(KILKENNY)	.308
17. BURLESON	(SHILOH)	.307
18. HENDRICK	(KILKENNY)	.306
19. BOCHTE	(CUYAHOGA)	.305
20. YOUNT	(TOLEDO)	.305

DOUBLES

BUCKNER	(SH)	45
DAWSON	(LM)	44
DRIESSEN	(HP)	44
G. MADDOX	(PG)	44
Dw. EVANS	(SJ)	43
COOPER	(CB)	43
HENDRICK	(KG)	43
CROMARTIE	(HB)	42
MANY TIED WITH		38
MANY TIED WITH		38

HOMERUNS

REG JACKSON	(SJ)	49
HORNER	(WV)	43
SCHMIDT	(HB)	43
G. THOMAS	(SC)	42
OGLIVIE	(HD)	39
DALE MURPHY	(LM)	38
CARTER	(RI)	38
FOSTER	(BL)	37
ARMAS	(SH)	32
ED MURRAY	(BL)	31

TRIPLES

ARMAS	(SH)	16
DILONE	(SC)	16
ROD SCOTT	(CF)	16
GRIFFEY	(HP)	14
GEORGE BRETT	(SH)	13
PETERS	(KG)	13
LeFLORE	(RI)	12
HERNDON	(CB)	12
WINFIELD	(AA)	12
MANY TIED WITH		11

RUNS BATTED IN

AL OLIVER	(BL)	142
BAKER	(MS)	138
G. THOMAS	(SC)	134
OGLIVIE	(HD)	134
REG JACKSON	(SJ)	134
ARMAS	(SH)	131
DALE MURPHY	(LM)	124
SCHMIDT	(HB)	121
HENDRICK	(KG)	120
GEORGE BRETT	(SH)	114

RUNS

BUMBRY	(HD)	127
JOSE CRUZ	(SH)	120
K. HERNANDEZ	(SC)	119
OGLIVIE	(HD)	118
DILONE	(SC)	115
GEORGE BRETT	(SH)	112
RANDOLPH	(BL)	109
W. WILSON	(BL)	109
CROMARTIE	(HB)	109
MUMPHREY	(SJ)	108

HITS

W. WILSON	(BL)	221★
JOSE CRUZ	(SH)	207
CROMARTIE	(HB)	207
CAREW	(SJ)	204
DILONE	(SC)	203
ED MURRAY	(BL)	203
MUMPHREY	(SJ)	203
COOPER	(CB)	201
GEORGE BRETT	(SH)	199
MANY TIED WITH		196

WALKS

RANDOLPH	(BL)	136★
HARRAH	(BL)	103
R. HENDERSON	(TT)	100
TENACE	(SJ)	98
K. HERNANDEZ	(SC)	97
HARGROVE	(HD)	92
J. MORGAN	(HP)	90
Dw. MURPHY	(MS)	88
GRICH	(HD)	86
SINGLETON	(AA)	86

STRIKEOUTS

G. THOMAS	(SC)	178
ARMAS	(SH)	140
REG JACKSON	(SJ)	139
DALE MURPHY	(LM)	136
MUMPHREY	(SJ)	121
SCHMIDT	(HB)	118
LeFLORE	(RI)	114
GRICH	(HD)	113
LNCE PARRISH	(HM)	111
Dw. EVANS	(SJ)	110

STOLEN BASES

LeFLORE	(RI)	85
W. WILSON	(BL)	71
MORENO	(CB)	71
D. COLLINS	(WV)	65
MUMPHREY	(SJ)	64
R. HENDERSON	(TT)	62
ROD SCOTT	(CF)	60
DILONE	(SC)	55
RICHARDS	(LM)	52
CEDENO	(BL)	39

ERRORS

DeJESUS	(WV)	37
BURLESON	(SH)	35
CABELL	(SJ)	32
A. GRIFFIN	(AA)	32
CONCEPCION	(AG)	31
ROD SCOTT	(CF)	30
YOUNT	(TT)	28
MONEY	(HP)	28
RUSSELL	(PG)	28
MANY TIED WITH		27

SLUGGING

GEORGE BRETT	(SH)	.681★
REG JACKSON	(SJ)	.584
HORNER	(WV)	.572
SCHMIDT	(HB)	.545
YOUNT	(TT)	.541
FOSTER	(BL)	.540
OGLIVIE	(HD)	.539
DALE MURPHY	(LM)	.535
BUDDY BELL	(CB)	.530
ARMAS	(SH)	.525

GAME WINNING RBI

AL OLIVER	(BL)	24★
HARGROVE	(HD)	20
OGLIVIE	(HD)	18
COOPER	(CB)	17
HENDRICK	(KG)	17
GEORGE BRETT	(SH)	15
G. THOMAS	(SC)	15
SCHMIDT	(HB)	15
KEMP	(PG)	15
MANY TIED WITH		14



SHILOH SKYHAWKS

BATTING CHAMPION	.401
SLUGGING CHAMPION	.681



SAN JOAQUIN BANDIDOS
HOMERUN CHAMPION 49



BOULDER LIVINGJAS
RUNS BATTED IN CHAMPION 142
GAME-WINNING RBI LEADER 24



RHODE ISLAND REDS
STOLEN BASE CHAMPION 85



American Association

PITCHING LEADERS
(STAT INPUT BY MIKE LANDIN)
THRU: SERIES 12

12/31/81

Final

★TML Record
●American Record
●Tied Record

TOP 20 PITCHERS (160 OR MORE INNINGS)

1. RUHLE	(HUDSON)	2.46
2. CARLTON	(HOLLY)	2.65
3. BOB STANLEY	(RHODE ISLAND)	2.67
4. JIM PALMER	(CHICAGO)	2.89
5. STONE	(ADDISON)	2.91
6. CLANCY	(HARBOR BEACH)	2.97
7. BIBBY	(HUDSON)	3.05
8. MIKE NORRIS	(SHERLOCK)	3.11
9. BARKER	(L&M LIBRAE)	3.11
10. ROGERS	(ARKANSAS)	3.18

11. KEOUGH	(SHERLOCK)	3.19
12. DON SUTTON	(BOULDER)	3.23
13. BURNS	(CUYAHOGA)	3.25
14. LANGFORD	(SHILOH)	3.32
15. RYAN	(SAN JOAQUIN)	3.34
16. WHITSON	(TOLEDO)	3.42
17. GURA	(PACIFIC)	3.44
18. REUSS	(CHICAGO)	3.49
19. JENKINS	(ARGENTIA)	3.59
20. ZACHRY	(L&M LIBRAE)	3.59

GAMES

KERN	(SJ)	89
HUME	(SC)	75
CORBETT	(CF)	73
CAUDILL	(HD)	72
TEKULVE	(BL)	72
ROMO	(BL)	71
TIDROW	(HB)	70
GUISENBERRY	(LM)	66
SOSA	(PG)	64
MANY TIED WITH		63

COMPLETE GAMES

LANGFORD	(SH)	21
CARLTON	(HP)	21
ZAHN	(MS)	20
ROGERS	(AK)	19
BURNS	(CF)	16
MIKE NORRIS	(SC)	15
GURA	(PG)	12
RYAN	(SJ)	12
MANY TIED WITH		11
MANY TIED WITH		11

VICTORIES

MIKE NORRIS	(SC)	22
STONE	(AA)	21
CARLTON	(HP)	21
CLANCY	(HB)	20
BIBBY	(HD)	19
BARKER	(LM)	19
LANGFORD	(SH)	19
MANY TIED WITH		18
MANY TIED WITH		18
MANY TIED WITH		18

LOSSES

GOLTZ	(MS)	24★
ZAHN	(MS)	22
JOHN	(CB)	20
KRUKOW	(SJ)	19
CANDELARIA	(PG)	18
GUIDRY	(AG)	18
KEN FORSCH	(AG)	18
WELCH	(MS)	18
SPLITTORFF	(KG)	17
PHIL NIEKRO	(AA)	17

INNINGS

CARLTON	(HP)	319.0
ROGERS	(AK)	300.0
STONE	(AA)	278.3
ZAHN	(MS)	277.7
LANGFORD	(SH)	273.7
JOE NIEKRO	(HB)	272.3
D. LEONARD	(LM)	270.0
CLANCY	(HB)	269.7
PHIL NIEKRO	(AA)	267.3
GURA	(PG)	267.0

SHUTOUTS

CARLTON	(HP)	5●
ROGERS	(AK)	5●
BIBBY	(HD)	4
D.ALEXANDER	(KG)	4
WHITSON	(TT)	4
RYAN	(SJ)	4
DEN MARTINEZ	(HM)	4
MANY TIED WITH		3
MANY TIED WITH		3
MANY TIED WITH		3

WALKS

MURA	(CF)	133●
RYAN	(SJ)	123
CLANCY	(HB)	116
KRUKOW	(SJ)	111
STONE	(AA)	105
WELCH	(MS)	104
BIBBY	(HD)	98
D.ALEXANDER	(KG)	95
CARLTON	(HP)	94
ROGERS	(AK)	91

STRIKEOUTS

CARLTON	(HP)	258★
RYAN	(SJ)	230
MONTEFUSCO	(HM)	166
CLANCY	(HB)	165
HAAS	(KG)	162
STONE	(AA)	158
GUIDRY	(AG)	157
BIBBY	(HD)	156
PHIL NIEKRO	(AA)	150
BARKER	(LM)	147

PERCENTAGE(16 DECISIONS)

	W-L	PCT.
T. GRIFFIN	(HD)	13- 3 .813
BARKER	(LM)	19- 5 .792
MIKE NORRIS	(SC)	22- 6 .786
CORBETT	(CF)	13- 4 .765
BIBBY	(HD)	19- 6 .760
KEOUGH	(SC)	16- 6 .727
ECKERSLEY	(BL)	15- 6 .714
PERRY	(SJ)	18- 8 .692
SORENSEN	(SH)	13- 6 .684
BOB STANLEY	(RI)	15- 7 .682

RELIEF POINTS

	SV	RP
TIDROW	(HB)	29 37
McGRAW	(HD)	21 30
SAMBITO	(RI)	23 30
DAVE SMITH	(SC)	16 28
CORBETT	(CF)	15 28
FINGERS	(AA)	25 28
CAMP	(CB)	20 27
G. JACKSON	(HM)	23 27
HUME	(SC)	15 25
MANY TIED WITH		10 23




VERN RUHLE
PITCHER

HUDSON HORNETS
ERA CHAMPION 2.46



DICK TIDROW
PITCHER

HARBOR BEACH HURONS
"FIREMAN OF THE YEAR"
RW SV RP
8 29 37



MIKE NORRIS
PITCHER

SHERLOCK C's
VICTORIES LEADER 22



STEVE CARLTON
PITCHER OF THE YEAR

HOLLY WOODPECKERS
STRIKEOUT CHAMPION 258
SHUTOUTS LEADER 5 (tie)
COMPLETE GAMES LEADER 21 (tie)
INNINGS PITCHER LEADER 319

American Assoc. Team Stats

* FINAL *

THRU: SERIES 12
(STAT INPUT BY MIKE LANDIN)

12/31/81

TEAM	BAT	PCT.	G	AB	R	H	RBI	2B	3B	HR	SLG.	BB	SO	E	SH	SF	SB	CS	DP
(SH)	SHILOH	.291	160	5776	796	1682	758	249	65	144	.432	408	651	133	25	54	94	52	125
(SC)	SHERLOCK	.283	160	5906	865	1671	845	305	44	172	.437	537	852	127	7	52	142	75	120
(HD)	HUDSON	.282	160	5721	858	1611	821	205	46	165	.420	576	780	134	14	56	113	52	135
(BL)	BOULDER	.280	160	5859	878	1642	834	234	48	136	.406	603	638	140	28	48	205	48	114
(LM)	L&M LIBRAE	.276	160	5605	809	1546	771	251	30	149	.411	572	741	106	9	59	129	59	131
(RI)	RHODE ISLAND	.276	160	5602	686	1544	658	239	54	130	.407	390	738	140	39	44	148	55	132
(TT)	TOLEDO	.275	160	5636	702	1548	667	244	40	96	.383	523	766	141	27	49	123	52	119
(SJ)	SAN JOAQUIN	.274	160	5625	790	1539	756	265	37	164	.421	521	866	144	24	41	163	52	123
(CB)	CHICAGO	.273	160	5603	729	1529	708	226	48	142	.406	439	693	101	16	56	111	65	154
(CF)	CUYAHOGA	.271	160	5643	738	1529	692	259	49	128	.402	426	660	140	19	64	120	52	117
(AA)	ADDISON	.269	160	5608	716	1511	678	246	63	124	.402	523	699	139	26	38	90	65	156
(HP)	HOLLY	.269	160	5618	779	1513	755	237	55	144	.408	537	734	131	57	59	112	44	124
(MS)	MATHER	.269	160	5533	691	1488	663	233	42	107	.384	483	746	118	23	53	153	60	126
(HM)	HAMPSHIRE	.267	160	5538	701	1477	669	258	44	125	.397	415	629	121	56	43	84	48	152
(WV)	WALLHAVEN	.264	160	5530	730	1459	671	231	22	147	.393	520	793	121	6	30	132	41	99
(KG)	KILKENNY	.263	160	5609	634	1473	616	238	33	127	.385	434	746	121	15	44	60	52	119
(HB)	HARBOR BEACH	.257	160	5564	679	1428	655	232	40	162	.400	355	805	133	5	37	79	34	154
(AG)	ARGENTIA	.253	160	5530	554	1399	542	220	46	105	.366	328	809	140	18	49	106	43	140
(PG)	PACIFIC	.246	160	5562	611	1368	580	230	30	113	.359	465	714	112	60	40	106	43	125
(AK)	ARKANSAS	.240	160	5477	522	1313	494	216	35	93	.343	473	814	130	23	32	145	80	130
		.269		112545		30270		4818		2673		9528		2572		948		1072	
			3200		14468		13833		871		.398		14874		497		2415		2595

TEAM	PIT	ERA.	GS	GR	CG	SH	IP	H	R	ER	HR	BB	SO	SV	RP
(HD)	HUDSON	3.19	160	310	32	15	1478.3	1385	590	524	114	541	845	58	109
(CB)	CHICAGO	3.65	160	216	41	9	1435.7	1390	628	582	105	460	672	29	48
(LM)	L&M LIBRAE	3.65	160	217	32	11	1424.3	1450	648	578	135	424	764	43	54
(RI)	RHODE ISLAND	3.76	160	226	38	7	1441.3	1476	660	602	100	499	672	37	55
(SC)	SHERLOCK	3.82	160	257	30	5	1478.3	1385	696	628	148	419	742	41	72
(HB)	HARBOR BEACH	3.85	160	215	32	6	1440.7	1504	667	617	93	520	705	51	72
(BL)	BOULDER	3.87	160	312	22	10	1461.7	1464	698	629	159	356	830	45	74
(KG)	KILKENNY	3.95	160	214	29	8	1439.0	1498	680	632	120	490	735	29	42
(CF)	CUYAHOGA	3.96	160	251	32	4	1453.7	1440	723	639	133	557	793	44	73
(AA)	ADDISON	3.97	160	217	30	3	1444.7	1453	705	638	152	461	740	40	61
(SH)	SHILOH	4.05	160	209	41	9	1434.3	1499	729	646	136	459	617	38	59
(TT)	TOLEDO	4.08	160	244	26	11	1430.3	1476	719	648	166	513	830	37	55
(HP)	HOLLY	4.12	160	210	42	11	1444.3	1508	721	661	142	481	759	29	53
(WV)	WALLHAVEN	4.32	160	256	28	9	1427.3	1623	760	685	148	412	713	38	59
(AG)	ARGENTIA	4.42	160	207	29	8	1435.3	1615	777	705	133	462	864	23	43
(PG)	PACIFIC	4.42	160	235	30	5	1444.3	1628	770	710	136	420	843	17	39
(SJ)	SAN JOAQUIN	4.43	160	231	33	8	1435.0	1567	793	707	116	561	824	31	39
(HM)	HAMPSHIRE	4.55	160	239	25	8	1419.3	1600	801	717	150	493	729	39	56
(AK)	ARKANSAS	4.88	160	189	47	10	1441.3	1663	862	782	151	484	677	21	32
(MS)	MATHER	4.93	160	219	37	4	1394.7	1646	841	764	136	517	720	30	42
		4.09	4673	161	28804.0	30270	14468	13094	2673	9529	14874	720	1137		

EXTRA-INNING GAMES

1-RUN GAMES

WERE SHUTOUT

WINNING (LOSING) STREAKS

RHODE ISLAND 10-4 .714	HARBOR BEACH 36-18 .667	HAMPSHIRE 14	HUDSON 14 (4)
BOULDER 17-7 .708	SHERLOCK 35-19 .648	ARKANSAS 14	L&M LIBRAE 14 (6)
HARBOR BEACH 12-5 .706	SHILOH 30-18 .625	ARGENTIA 13	BOULDER 12 (9)
HUDSON 13-8 .619	ADDISON 29-19 .604	PACIFIC 12	SAN JOAQUIN 10 (7)
MATHER 3-2 .600	TOLEDO 28-20 .583	MATHER 12	HOLLY 10 (7)
CUYAHOGA 9-6 .600	HUDSON 32-23 .582	KILKENNY 11	SHERLOCK 9 (5)
SHERLOCK 17-13 .567	RHODE ISLAND 31-24 .564	ADDISON 10	MATHER 8 (11)
SHILOH 9-7 .563	BOULDER 23-20 .535	WALLHAVEN 9	RHODE ISLAND 7 (7)
TOLEDO 8-7 .563	CUYAHOGA 26-25 .510	CHICAGO 9	HARBOR BEACH 7 (4)
ARGENTIA 11-9 .550	WALLHAVEN 23-27 .460	SAN JOAQUIN 8	CUYAHOGA 6 (6)
CHICAGO 10-9 .526	ARGENTIA 26-32 .448	HARBOR BEACH 8	WALLHAVEN 6 (9)
ADDISON 10-10 .500	L&M LIBRAE 19-24 .442	HOLLY 6	TOLEDO 6 (6)
PACIFIC 12-15 .444	MATHER 15-19 .441	RHODE ISLAND 6	CHICAGO 6 (9)
KILKENNY 9-12 .429	HOLLY 24-31 .436	HUDSON 6	ADDISON 6 (6)
HOLLY 9-14 .391	PACIFIC 24-32 .429	TOLEDO 6	PACIFIC 5 (9)
ARKANSAS 8-14 .364	HAMPSHIRE 22-30 .423	BOULDER 5	SHILOH 5 (5)
HAMPSHIRE 5-9 .357	SAN JOAQUIN 18-26 .409	SHILOH 4	HAMPSHIRE 5 (12)
SAN JOAQUIN 4-10 .286	ARKANSAS 18-27 .400	CUYAHOGA 4	ARKANSAS 5 (8)
WALLHAVEN 2-9 .182	CHICAGO 15-25 .375	L&M LIBRAE 3	ARGENTIA 4 (12)
L&M LIBRAE 2-11 .154	KILKENNY 22-37 .373	SHERLOCK 2	KILKENNY 3 (8)
181-181	496-496	162	14 (12)



AMERICAN ASSOCIATION
ROOKIE PITCHER OF YEAR

13-4-15 2.08
GR-73 IP-151" H-112
BB-34 SO-93



AMERICAN ASSOCIATION
ROOKIE PLAYER OF YEAR


.279 RBI-89 R-76
2B-13 3B-4 HR-21
WH-14

1981



NATIONAL ASSOCIATION
ROOKIE PITCHER OF YEAR

16-2 .889 2.72
GP-46 CG-4 Sho-3 SO-80
(14 Consecutive Wins)



NATIONAL ASSOCIATION
ROOKIE PLAYER OF YEAR

.371 RBI-60 R-57
2B-30 3B-4 HR-8
WH-10

AMERICAN

1981 FINAL STANDINGS

Western

	KOUFAX			
	W - L	PCT.	GB	
SHERLOCK	103- 57	.644	--	
SAN JOAQUIN	76- 84	.475	27	
MATHER	62- 98	.388	41	
PACIFIC	59-101	.369	44	
ARGENTIA	53-107	.331	50	

	MUSIAL			
	W - L	PCT.	GB	
BOULDER	96- 64	.600	--	
SHILOH	92- 68	.575	4	
HOLLY	85- 75	.531	11	
RHODE ISLAND	85- 75	.531	11	
HAMPSHIRE	67- 93	.419	29	

Global

	MAYS			
	W - L	PCT.	GB	
HUDSON	116- 44	.725	--	
L&M LIBRAE	93- 67	.581	23	
CUYAHOGA	85- 75	.531	31	
WALLHAVEN	79- 81	.494	37	
TOLEDO	77- 83	.481	39	

	BANKS			
	W - L	PCT.	GB	
HARBOR BEACH	91- 69	.569	--	
CHICAGO	82- 78	.513	9	
ADDISON	81- 79	.506	10	
KILKENNY	66- 94	.413	25	
ARKANSAS	52-108	.325	39	

** 1981 American Playoff Results **

SHERLOCK defeated BOULDER 3 games to 2 to take the Western Conference Title

HUDSON defeated HARBOR BEACH 3 games to 0 to take the Global Conference Title

HUDSON defeated SHERLOCK 4 games to 0 to take the American Association Pennant

American '81 - A Review

by Jim Pertierra

The American Association in 1981 saw a great influx of new blood. Taking over their first TML franchises were Gil LeClerc, Tim Ackley, Ed Laing, Mark Hetterich, Tom Moran & Dave Scott. Certainly the new management enhanced all the franchises especially Ed's Hudson squad. Ex-GM Jim Egan couldn't even recognize his band of recluses as they worked their way into the TML World Series. That, however, is another tale.

Sherlock made a shambles of the Koufax Division early on and repeated. Boulder was pressed to repeat it's championship season of 1980, but eventually did after a concerted run by Bob Moore, George Brett and Shilch. Hudson's win in the Mays was so convincing that he completely ran away from an excellent Lawrence team that could possibly have won any other division. Early season Banks favorite, Chicago, could not win at home and Harbor Beach took the opportunity to put excessive mileage between itself and the Bruins to come in as the surprise playoff rep.

TML 2 got off to a quick bit of good news for the American as the Global won the TML All Star Series and the Boulder Livingjas were stretched but finally outlasted the Troy Giants to win the initial TML Championship.

Ed Laing had been rebuilding Hudson for a one year run at the championship in 1981. Through some deft trading and the pickup of eventual Rookie of the Year Joe Charbonneau in the draft, Hudson stood armed for the run for the roses. Ed had a great bullpen backing solid starters. He got the performances from his pen that he counted on along with stellar offensive shows from Mike Hargrove and Ben Oglivie. This combination outdistanced a rapidly maturing L&M squad that will be the benchmark for 1982.

Dick Gorney, of Harbor Beach, got a superb showing from Jim Clancy. Clancy made an unprecedented Pitcher of the Series showing in the American early on. He was aided by a two pronged bullpen crew of Dick Tidrow and Jerry Garvin. A typical Mike Schmidt year coupled with an atypical Ellis Valentine year led the Hurons to the playoffs. Disappointing seasons from lefties Jerry Reuss and Tommy John brought Chicago down from the championship form of 1980 and made the Huron task simpler.

Shilch hit the entire season. George Brett was superb and he combined with Bill Buckner, Rick Burleson, Tony Armas & Jose Cruz to give the Skyhawks possibly the best TML offense. They didn't make the playoffs because of Boulder's bullpen. Mike Bravard had 6 good arms in his bullpen and they carried Boulder.

American Continued

Certainly the highlight of following the American Association in 1981, for me, was the awesome performance of my favorite third baseman, George Brett of Shiloh. Brett dominated most offensive categories and, even though he batted just short of 500 AB's he managed to finish in the top ten in triples, RBI's, runs, hits, GWH & Slugging in addition to breaking the .400 average plateau. George was not the only show in Colorado as Eddie Murray and Al Oliver of Boulder had exceptional years.

Mike Schmidt of Harbor Beach combined with Ellis Valentine to lead Harbor Beach to their well earned Banks' crown. Ed Laing likes to refer to a dominant type reliever as an "ass kicking reliever." Well, there were ass kicking power hitters spread around the American. Bob Horner (Wallhaven), Reggie Jackson (San Joaquin), Gorman Thomas (Sherlock), Ben Oglivie (Hudson) & Dale Murphy of L&M. Oglivie bore out the Jamesian theory that he'll always do as well as Reggie. The real life stats bear this out as well as the TML stats. It'll be interesting to see what these two do after coming up with comparable real life 1981's.

As the emphasis of the Replay product shifts towards one on speed, the 1982 Season should focus on Tim Raines and Ricky Henderson. Certainly the fact that these two operate out of the same outfield (Toledo) will make the Tomcats a force to be reckoned with in 1982. Bill Parks had a banner 1982 drafting season and his gains should force the Adams/James combine to the very limit in 1982. The balance of power in the TML has shifted in the American to the teams that have built piece by piece in the three free agent and rookie drafts. I've gone on record as saying that Toledo & Lawrence will be the two best teams in the entire League this year and I'll stick by that. The fact that both of them are in the same division should make the Mays rock all year. Now that master trader, Ed Laing has done the impossible and rebuilt his decimated forces in one month it'll be war.

Before I close this short summary out, I'd like to thank each and every American Association Manager for the co-operation I've received from each of you. I met John Gatto, Tim Muledy, Bob Wood, Tim Muledy, & Dallas Adams in person for the first time this year, after many years of postage stamps and long distance calls. As I said last year, someday I hope to meet each of you. With the new Instant Replay venture, hopefully we'll be drawn even closer. I know that last year I threatened to switch Associations, and someday that may happen, but I feel that it's a little down the road especially with the young squad I've got in New York. What will make it even more difficult is the increased managerial stability that exists in the AA now. You are certainly a great bunch of guys and it's been a pleasure to write of your teams' exploits these past two summers. I feel in fairness that as the TML develops, you deserve a little more than my half baked homilies. If any of you would like to become the AA Reporter, drop me a note. I'm not saying we'll create the position, but it would seem to be more logical to have one of your own write about you.

With that I'll close for this year, thanks again and have a successful 1982!

John Gatto
3/15/82

Addison Arrows

Banks
3rd Place

Manager: TIM MULEDY (MARRIED: DENISE)

Age: 32

Occupation: MAILMAN


Other Leagues: CONTINENTAL HOCKEY ASSOCIATION

Biographical Sketch

I WAS BORN AND RAISED IN THE CHICAGO AREA. I'VE LIVED HERE ALL OF MY LIFE, EXCEPT FOR TWO YEARS IN THE ARMY. I ATTENDED DEPAUL UNIVERSITY FOR A YEAR. I'VE BEEN WITH THE POSTAL SERVICE FOR EIGHT AND A HALF YEARS. I WAS MARRIED ABOUT 2 AND A HALF YEARS AGO, AND DENISE AND I HAVE JUST BEEN BLESSED WITH OUR FIRST CHILD THREE WEEKS AGO!

1981 Season Story

1981 WAS QUITE A DROP FROM 1980. AFTER FINISHING 2ND LAST YEAR (22 GAMES OVER .500), THE ARROWS STRUGGLED ALONG AT ABOUT .500 THROUGHOUT THE SEASON. INDIVIDUALLY, THERE WERE SOME HIGHLIGHTS. STEVE STONE WAS THE ACE OF THE STAFF ONCE AGAIN. ROLLIE FINGERS MADE A GREAT COME-BACK AFTER SPENDING ALL OF 1980 OUT OF ACTION. RICHIE ZISK WAS IN THE LEAGUE'S TOP TEN HITTERS ALL SEASON LONG. TED SIMMONS WAS THE TEAM RBI LEADER. HOWEVER, WITH THE EXCEPTION OF STONE, THE STARTING PITCHING WAS TERRIBLE. COMBINE THAT WITH SOME POOR INFIELD DEFENSE, AND ADDISON BECAME THE "BROKEN ARROWS!"



TEAM: ADDISON
 MANAGER: T.MULEDY
 HOME PCT: .542 (.500)

TML II
 1981

THRU: SERIES 12.0
 DEF DP: 156
 PIT ERR: 2

AB	PLAYER	PCT.	G	GU	AB	R	H	RBI	2B	3B	HR	SLG.	BB	SO	E	SH	SF	SB	CS	WH
D	SQUIRES	.296	115	33	395	49	117	36	14	9	2	.392	68	28	9	2	1	7	17	5
C	REMY	.305	86	44	298	31	91	23	10	5	0	.372	10	14	17	8	2	18	7	2
	A. GRIFFIN	.266	149	2	586	60	156	44	23	10	0	.340	13	59	32	8	4	17	20	4
	BROOKENS	.268	154	0	605	75	162	77	35	11	10	.412	41	69	27	0	7	10	9	9
	SINGLETON	.292	145	2	537	91	157	76	23	3	21	.464	86	76	6	1	3	0	0	9
	LEZCAND	.221	111	21	335	39	74	37	16	2	9	.361	42	55	3	2	3	0	0	2
	WINFIELD	.246	160	0	617	102	152	77	23	12	18	.410	75	87	1	0	2	30	5	11
	SIMMONS	.264	143	3	564	76	149	95	38	1	24	.463	50	63	11	0	4	1	0	11
	ZISK	.329	134	9	510	59	168	71	19	2	20	.492	42	85	0	0	2	0	0	9
D	BLACKWELL	.261	57	98	161	17	42	27	4	2	3	.366	13	32	0	2	1	0	2	5
C	OFFICE	.215	92	60	293	36	63	26	16	3	2	.311	35	35	4	2	2	4	2	3
C	DILLARD	.238	76	83	210	22	50	28	7	1	2	.310	18	43	14	0	1	2	1	0
C	BIL ROBINSON	.246	77	72	244	26	60	48	11	2	11	.443	11	36	11	1	6	1	1	4
J	STRAIN	.295	61	89	193	24	57	9	7	0	0	.332	9	7	2	0	0	0	1	3
A	POCOROBA	.186	17	138	43	3	8	2	0	0	1	.256	10	7	0	0	0	0	0	0
C	BENIGUEZ	.333	3	157	3	2	1	1	0	0	11	.333	0	0	0	0	0	0	0	1
B	PHILLIPS	.500	12	148	2	2	1	0	0	0	0	.500	0	0	0	0	0	0	0	0
A	WAGNER	.250	8	150	12	2	3	1	0	0	0	.250	0	3	0	0	0	0	0	0
BAT TOTALS		.269	160	XX	5608	716	1511	678	246	63	124	.402	523	699	139	26	38	90	65	78

GS/GR	PITCHER	ERA.	W	L	PCT.	SV	RP	GS	GR	CG	Sh	IP	H	R	ER	HR	BB	SO
38/ 2	PHIL NIEKRO	5.55	13	17	.433	0	0	38	2	11	0	267.3	292	176	165	*52	88	150
38/ 0	R. REUSCHEL	4.77	11	16	.407	0	0	38	0	6	0	243.3	308	147	129	12	82	123
37/ 0	STONE	2.91	21	13	.618	0	0	37	0	9	2	278.3	214	101	90	35	105	158
30/ 2	TROUT	4.44	7	7	.500	0	0	22	0	1	0	133.7	170	78	66	3	35	63
13/11	PRICE	3.84	4	4	.500	1	1	13	11	2	0	105.3	91	46	45	15	42	37
0/66	FINGERS	2.92	3	2	.600	25	28	0	62	0	0	77.0	66	26	25	4	10	45
3/59	PROLY	2.89	7	5	.583	7	14	0	54	0	0	106.0	103	36	34	6	24	49
0/41	HASSLER	2.39	9	7	.563	7	16	0	42	0	0	71.7	65	22	19	4	27	46
1/39	BARLOW	5.94	0	1	.000	0	0	0	14	0	0	16.7	21	14	11	1	8	6
1/16	TOBIK	3.58	1	4	.200	0	1	0	19	0	0	50.3	51	22	20	7	15	24
12/ 0	ESPINOSA	3.52	4	3	.571	0	0	12	0	1	1	69.0	52	29	27	9	19	25
	BUSKEY	2.42	1	0	1.000	0	1	0	13	0	0	25.0	20	8	7	4	5	14
PIT TOTALS		3.97	81	79	.506	40	61	160	217	30	3	1444.7	1453	705	638	152	461	740

46p

MISCELLANEOUS '81 TEAM STATS

LONGEST WIN STREAK 6
 LONGEST LOSS STREAK ... 6

1-RUN GAMES: 29-19 .604
 EXTRA-INNINGS: 10-10 .500
 FACE-TO-FACE: 6-10 .375

WERE SHUTOUT 10

MOST RUNS(GAME) 15 *
 MOST HITS(GAME) 21
 MOST RUNS(INNING) 9 *

* Team Record

MISCELLANEOUS TEAM RECORDS

LONGEST WIN STREAK 9
 LONGEST LOSS STREAK ... 10

MOST RUNS(GAME) 15
 MOST HITS(GAME) 22
 MOST RUNS(INNING) 9

MOST UNEXPECTED PERFORMANCE

RICH ZISK

Argentia Stingray

1982 TEAM NAME CHANGE

KEFLAVIK STINGRAY

Koufax
5th Place

Manager: MARK HETTERICH (MARRIED: CONNIE)

Age: 34 **Occupation:** U.S. NAVY


Other Leagues: B.R.A. (REPLAY)

Biographical Sketch

COMPUTER REPAIRMAN WITH THE NAVY. HAVING BEEN STATIONED IN ICELAND (TWICE), BERMUDA, HAWAII, AND SEVERAL STATESIDE LOCATIONS. AVID TABLE GAMER, HAVING BEEN A MEMBER OF MAIL LEAGUES FOR 10 YEARS. CURRENTLY STATIONED IN ICELAND, THE LAND OF "ICE & FIRE." HAVE COMPLETED 14 YEARS OF SERVICE AND AM LOOKING AHEAD TOWARD THE DAY WHEN WE WILL AGAIN BE STATIONED SOMEWHERE WARM! (HATE COLD WEATHER!!!!)

1981 Season Story

MOVE FROM ARGENTIA TO ICELAND TURNED A COOL SEASON INTO A FROZEN ONE! HITTING WAS WEAK, WITH NO POWER HITTERS IN THE LINEUP. PITCHERS REALLY LET THE TEAM DOWN (I.E. GUIDRY 4.55, 18 LOSSES; FORSCH 4.38, 18 LOSSES; CURTIS & JENKINS 14 LOSSES). RELIEVERS ONLY BRIGHT SPOT WITH GOSSAGE, LOPEZ, REARDON, AND ROBINSON DOING A FINE JOB. OUTLOOK FOR NEXT SEASON IS MUCH BRIGHTER. PITCHING WILL BE STRONGER WITH GUIDRY AND K. FORSCH, ALONG WITH GOSSAGE AND REARDON HAVING BANNER YEARS. A FEW GOOD ROOKIES AND THE TEAM COULD BE A .600 BALLCLUB. WEAK SPOT IS AT 1B AND CATCHER. THOSE TEAMS VISITING KEFLAVIK THIS SEASON SHOULD BRING THEIR LONG UNDERWEAR!!



TEAM: ARGENTIA
MANAGER: M.HETTERICH
HOME PCT: .325 (.000)

TML II
1981

THRU: SERIES 12.0
DEF DP: 140
PIT ERR: 6

AB	PLAYER	PCT.	G	GU	AB	R	H	RBI	2B	3B	HR	SLG.	BB	SO	E	SH	SF	SB	CS	WH
D	REVERING	.211	76	56	299	34	63	36	10	1	12	.371	16	32	7	0	3	2	0	5
	GARNER	.264	144	10	598	72	158	42	34	3	8	.371	27	51	22	1	5	26	5	7
	CONCEPCION	.268	150	6	594	57	159	54	20	11	6	.369	25	109	31	0	1	12	3	6
	CASTINO	.301	148	4	604	61	182	84	16	7	20	.450	27	92	18	3	7	7	1	5
D	BAYLOR	.247	91	49	332	24	82	25	14	4	2	.331	17	32	14	0	3	2	5	4
D	OTIS	.223	86	58	336	37	75	31	8	2	11	.357	27	53	3	0	5	7	1	0
	T. SCOTT	.238	154	2	516	47	123	37	21	4	0	.295	43	84	8	5	4	27	17	5
D	C. MOORE	.266	91	56	304	24	81	26	6	3	2	.326	18	32	5	5	2	9	3	1
C	SODERHOLM	.258	81	63	275	23	71	34	12	1	8	.396	17	36	2	0	0	0	0	3
C	D. IORG	.245	72	76	245	18	60	20	14	0	2	.327	16	38	1	1	4	0	0	1
B	LOWENSTEIN	.337	72	80	193	25	65	29	9	0	4	.446	22	27	2	0	2	6	2	5
D	MOSEBY	.244	88	66	283	33	69	25	14	4	7	.396	16	62	0	0	0	3	1	0
D	Jr. KENNEDY	.269	57	99	201	17	54	11	13	2	0	.353	14	14	8	0	6	2	0	1
	SPENCER	.219	64	90	242	21	53	43	8	0	12	.401	15	52	8	0	4	0	0	4
	NAHORODNY	.230	53	99	196	20	45	13	13	0	4	.357	7	35	1	0	0	0	5	2
B	AVILES	.273	25	131	66	11	18	12	3	0	2	.409	6	3	0	0	2	0	0	2
B	R. MURRAY	.198	26	128	96	14	19	14	4	1	3	.354	7	26	2	0	0	2	0	1
A	LANDRUM	.114	24	121	88	8	10	4	1	2	0	.170	7	23	2	1	1	0	0	0
A	M. HILL	.194	18	137	62	8	12	2	0	1	2	.323	1	8	0	2	0	0	0	0
BAT TOTALS		.253	160	XX	5530	554	1399	542	220	46	105	.366	328	809	140	18	49	106	43	52

GS/GR	PITCHER	ERA.	W	-	L	PCT.	SV	RP	GS	GR	CG	Sh	IP	H	R	ER	HR	BB	SO
29/ 8	GUIDRY	4.55	3		18	.143	0	0	29	0	5	0	192.0	219	106	97	14	82	157
32/ 0	KEN FORSCH	4.38	5		18	.217	0	0	28	0	6	1	197.3	251	107	96	11	38	63
17/24	RUDY MAY	3.56	5		8	.385	0	0	17	0	2	1	121.3	99	53	48	17	36	92
29/ 0	JENKINS	3.59	8		14	.364	0	0	25	0	10	2	183.0	174	79	73	19	42	98
27/ 3	CURTIS	5.53	8		14	.364	0	0	27	0	3	2	179.0	236	118	110	11	56	85
1/66	A. LOPEZ	3.95	5		3	.625	2	7	0	45	0	0	79.7	77	37	35	5	25	55
0/64	GOSSAGE	1.86	6		6	.500	15	21	0	53	0	0	67.7	60	19	14	2	27	42
0/61	REARDON	2.14	5		5	.500	5	10	0	50	0	0	71.3	53	19	17	5	22	50
0/38	GLYNN	5.40	1		1	.500	1	2	0	20	0	0	45.0	56	34	27	7	22	24
0/26	BRUSSTAR	5.32	0		1	.000	0	0	0	21	0	0	44.0	49	28	26	6	21	11
	REDFERN	5.21	4		12	.250	0	0	26	1	3	0	169.3	210	104	98	26	50	121
0/15	DEW ROBINSON	4.50	3		1	.750	0	3	0	8	0	0	14.0	18	8	7	4	5	11
	HOUGH	5.87	0		1	.000	0	0	1	9	0	0	38.3	47	31	25	3	24	41
	OJEDA	8.64	0		5	.000	0	0	7	0	0	0	33.3	66	34	32	3	12	14
PIT TOTALS		4.42	53		107	.331	23	43	160	207	29	8	1435.3	1615	777	705	133	462	864

MISCELLANEOUS '81 TEAM STATS

LONGEST WIN STREAK 4
LONGEST LOSS STREAK ... 12*

1-RUN GAMES: 26-32 .448
EXTRA-INNINGS: 11- 9 .550
FACE-TO-FACE: 0- 0 .000

WERE SHUTOUT 13

MOST RUNS(GAME) 14
MOST HITS(GAME) 21*
MOST RUNS(INNING) 5

* Team Record

MISCELLANEOUS TEAM RECORDS

LONGEST WIN STREAK 14*
LONGEST LOSS STREAK ... 12

MOST RUNS(GAME) 15
MOST HITS(GAME) 21
MOST RUNS(INNING) 11

* Tied American Record

MOST UNEXPECTED PERFORMANCE

KEN FORSCH & RON GUIDRY

Arkansas Saints

Banks
5th Place

Manager: L.C. ROOTS (MARRIED: SANDY)

Age: 47 **Occupation:** PASTOR - EVANGELIST


Other Leagues: B.I.G., N.A.R.C., G.E.L., MASTERS

Biographical Sketch

BORN & RIASED IN TEXAS. WENT TO SCHOOL AT TEXAS A & M AND NORTH TEXAS STATE. BECAME A CHRISTIAN AND CALLED TO MINISTRY IN 1955 AT AGE 20. HAVE PASTORED SINCE 1958. HAVE EVANGELISTIC TEAM, FEATURING PUPPETS, CLOWN, & MAGICIAN.

1981 Season Story

JUST A POOR SEASON, BOTH OFFENSIVELY & DEFENSIVELY. ALL WE NEED IS BETTER PITCHING, HITTING, & DEFENSE! (EDITOR'S NOTE: ???)



TEAM: ARKANSAS
 MANAGER: L.C. ROOTS
 HOME PCT: .338 (.000)

TML II
 1981

THRU: SERIES 12.0
 DEF DP: 130
 PIT ERR: 4

AB	PLAYER	PCT.	G	GU	AB	R	H	RBI	2B	3B	HR	SLG.	BB	SO	E	SH	SF	SB	CS	WH
	MAYBERRY	.229	145	0	546	62	125	68	16	2	25	.403	78	101	12	1	3	1	0	9
D	STENNETT	.240	92	57	338	34	81	19	10	1	0	.275	18	24	8	0	0	2	3	3
	SMALLEY	.251	133	-6	502	40	126	46	22	2	5	.333	53	54	20	1	3	6	6	4
D	ROYSTER	.254	113	39	362	26	92	20	20	3	0	.326	47	48	16	1	1	23	14	2
	MAZZILLI	.257	151	0	600	62	154	68	27	6	17	.407	69	103	5	0	3	36	17	4
	McBRIDE	.288	142	4	600	73	173	64	32	11	9	.423	31	71	15	0	5	17	13	6
D	MOLINARO	.290	72	86	224	16	65	20	9	3	0	.357	18	26	3	3	2	11	4	1
	NEWMAN	.204	127	-3	486	33	99	51	19	2	8	.300	12	65	17	6	6	3	1	7
D	VAIL	.268	81	75	257	25	69	27	19	0	3	.377	7	64	5	0	0	0	2	4
	NORTH	.254	88	38	315	40	80	17	3	0	0	.263	49	55	0	1	1	32	12	1
C	MILBOURNE	.225	90	64	284	23	64	17	10	0	0	.261	10	14	13	2	2	6	3	4
C	LEE MAY	.178	54	99	185	18	33	22	5	0	9	.351	6	46	2	0	0	2	0	0
C	J. LEONARD	.216	57	99	162	22	35	9	6	5	2	.352	16	31	0	0	2	3	1	0
	KIMM	.166	66	85	193	10	32	9	7	0	0	.202	14	24	2	3	2	2	0	0
	C. JOHNSON	.191	80	71	256	30	49	32	6	0	15	.391	32	45	6	0	2	0	1	4
B	MEJIAS	.400	9	149	25	2	10	0	2	0	0	.480	1	3	1	0	0	0	0	0
B	GERONIMO	.120	11	148	25	0	3	2	0	0	0	.120	4	2	0	0	0	1	1	0
A	WHITMER	.125	2	158	8	1	1	0	0	0	0	.125	0	4	0	0	0	0	0	0
A	ONTIVEROS	.250	16	144	48	5	12	1	2	0	0	.292	6	11	1	0	0	0	1	0
	PITCHERS	.164	27	133	61	1	10	2	1	0	0	.180	2	23	0	5	0	0	1	0
	<STAT ERROR>	.000	0	0	0	-1	0	0	0	0	0	.000	1	0	0	0	0	0	0	0
BAT TOTALS		.240	160	XX	5477	522	1313	494	216	35	93	.343	473	814	130	23	32	145	80	49

GS/GR	PITCHER	ERA.	W	L	PCT.	SV	RP	GS	GR	CG	Sh	IP	H	R	ER	HR	BB	SO
37/ 0	ROGERS	3.18	16	14	.533	0	0	36	0	19	5	300.0	248	111	106	33	91	146
31/ 0	McCATTY	7.06	2	6	.250	0	0	9	0	3	0	58.7	73	51	46	10	38	36
27/ 0	WISE	3.97	5	12	.294	0	0	27	0	3	2	185.7	198	93	82	17	38	82
25/11	BOMBACK	5.48	6	10	.375	1	2	20	6	4	1	129.7	151	80	79	17	52	45
19/14	MOSKAU	7.50	0	5	.000	1	1	4	14	0	0	42.0	56	36	35	6	20	25
0/55	REED	4.43	5	7	.417	6	11	0	52	0	0	91.3	132	47	45	5	15	47
13/32	CLEVELAND	4.80	8	14	.364	6	8	13	28	7	1	131.3	165	81	70	2	38	54
20/ 3	RIPLEY	23.14	0	2	.000	0	0	2	0	0	0	7.0	17	18	18	5	4	3
23/ 9	RENKO	5.23	4	11	.267	2	3	19	9	5	1	146.3	172	99	85	16	44	89
	D. ROBERTS	6.21	1	4	.200	0	1	1	41	1	0	87.0	129	68	60	11	23	45
	B. MOORE	5.21	4	15	.211	2	2	25	8	3	0	169.3	204	111	98	12	73	61
	RAJSICH	5.20	1	4	.200	3	4	0	31	0	0	64.0	81	46	37	10	30	35
	SLATON	6.52	0	4	.000	0	0	4	0	2	0	29.0	37	21	21	7	18	8
PIT TOTALS		4.88	52	108	.325	21	32	160	189	47	10	1441.3	1663	862	782	151	484	677

676

MISCELLANEOUS '81 TEAM STATS

LONGEST WIN STREAK 5
 LONGEST LOSS STREAK ... 8

1-RUN GAMES: 18-27 .400
 EXTRA-INNINGS: 8-14 .364
 FACE-TO-FACE: 0- 0 .000

WERE SHUTOUT 14

MOST RUNS(GAME) 10
 MOST HITS(GAME) 16
 MOST RUNS(INNING) 5

MISCELLANEOUS TEAM RECORDS

LONGEST WIN STREAK 13
 LONGEST LOSS STREAK ... 9

MOST RUNS(GAME) 26#
 MOST HITS(GAME) 27#
 MOST RUNS(INNING) 12*

* Tied TML Record
 # American Record

MOST UNEXPECTED PERFORMANCE

(NONE)

Boulder Livingjas

Musial
1st Place

Manager: MIKE BRAVARD (MARRIED: JANE)

Age: 31

Occupation: TRUCK DRIVER/STUDENT

Other Leagues: TCBA (APBA)

Biographical Sketch

BORN IN MORROCCO; RAISED ON THE SAHARA, IN PARIS, BOSTON, FLORIDA, AND NEW JOISY (?!). I'VE ALWAYS LOVED BASEBALL, AND NOW, SO DOES JANE. THE LIVINGJAS ARE MY TYPE OF TEAM: FAST AND LEAN.

1981 Season Story

AGAIN, THE LIVINGJAS HAD TO FACE CARPENTER'S BOYS. IT WAS A GREAT SERIES AND THE BEST TEAM WON. THE 'JAS WERE DEFENDING CHAMPS AND LACKED THE HUNGER AND DRIVE NECESSARY TO REPEAT. HOPEFULLY, THEY WILL BE A RESILIENT CREW IN '82.

SOME EXCITING STATISTICS WERE COMPILED BY THE '81 SQUAD, BUT NONE MORE ENDEARING THAN ROMO'S FANTASTIC CLUTCH PITCHING. MINTON WAS, BY FAR, THE BIGGEST DISAPPOINTMENT, AS HE BLEW GAMES ALL YEAR, THAT HE HAD SAVED THE YEAR BEFORE. IN THE END, HE WAS THE LOSER IN THE 5TH AND FINAL GAME VERSUS CARPENTER'S C's.



Musial Division Champion

1980 TML Champion

TEAM: BOULDER
MANAGER: M. BRAVARD
HOME PCT: .722 (.500)

TML II
1981

THRU: SERIES 12.0
DEF DP: 114
PIT ERR: 11

AB	PLAYER	PCT.	G	GU	AB	R	H	RBI	2B	3B	HR	SLG.	BB	SO	E	SH	SF	SB	CS	WH
	ED MURRAY	.317	154	0	640	100	203	109	27	2	31	.511	42	66	21	0	0	6	3	11
	RANDOLPH	.284	137	0	524	109	149	63	25	5	3	.368	*136	49	26	0	8	31	3	105
	TEMPLETON	.288	119	0	466	48	134	50	9	6	3	.352	13	34	21	1	1	16	6	7
	HARRAH	.252	160	0	563	76	142	67	19	7	6	.343	103	61	23	0	13	16	2	4
	AL OLIVER	.269	160	0	688	82	185	*142	38	3	16	.403	37	74	7	0	14	8	7	*24
	W. WILSON	.302	159	0	*732	109	*221	71	25	11	1	.370	26	88	0	4	2	71	6	100
	FOSTER	.284	146	3	580	102	165	93	27	5	37	.540	60	95	4	0	0	3	0	116
	BOONE	.199	119	30	336	41	67	32	10	2	2	.259	33	25	2	15	2	4	1	4
	CEDENO	.319	128	7	476	85	152	79	34	6	11	.485	56	50	4	0	2	39	10	97
	SPILMAN	.189	51	103	148	13	28	24	5	0	5	.324	9	23	3	0	1	0	0	3
	DAVE RADER	.303	73	73	201	31	61	30	3	0	10	.468	19	19	4	0	1	3	1	3
	HARRELSON	.298	66	84	188	28	56	22	5	0	0	.324	22	24	10	8	1	1	7	1
	HISLE	.191	50	89	94	19	18	18	0	0	6	.383	18	10	0	0	2	3	1	3
	CARDENAL	.323	40	114	99	13	32	14	1	0	0	.333	5	9	0	0	1	0	0	4
	STAUB	.282	28	131	39	9	11	10	3	0	3	.590	12	4	2	0	0	1	0	0
	RANDLE	.173	37	118	75	9	13	9	2	1	2	.307	10	7	2	0	0	3	1	1
	RUDI	.250	3	157	4	0	1	0	0	0	0	.250	1	0	0	0	0	0	0	0
	WOHLFORD	.667	4	156	6	4	4	1	1	0	0	.833	1	0	0	0	0	0	0	0

BAT TOTALS .280 160 XX 5859 878 1642 834 234 48 136 .406 603 638 140 28 48 205 48 93

GS/GR	PITCHER	ERA.	W	L	PCT.	SV	RP	GS	GR	CG	Sh	IP	H	R	ER	HR	BB	SO
34/ 1	MATLACK	4.78	14	10	.583	0	0	34	0	2	0	195.7	270	110	104	16	43	103
32/ 2	BLYLEVEN	4.29	13	9	.591	0	0	30	0	4	2	176.3	178	95	84	22	33	134
31/ 1	DON SUTTON	3.23	14	10	.583	0	0	32	0	5	3	228.7	182	90	82	32	64	114
31/ 0	BLUE	4.04	11	10	.524	0	0	33	0	6	0	229.3	234	116	103	25	38	144
30/ 0	ECKERSLEY	4.40	15	6	.714	0	0	29	0	5	2	171.7	170	89	84	25	39	84
0/78	TEKULVE	3.84	4	3	.571	7	11	0	72	0	0	93.7	96	46	40	11	19	39
0/68	MINTON	4.28	4	5	.444	10	14	0	63	0	0	82.0	75	42	39	3	28	29
0/54	HOLLAND	2.58	9	8	.529	13	22	0	54	0	0	76.7	81	33	22	5	32	53
0/74	ROMO	2.97	5	0	1.000	8	13	0	71	0	0	124.3	102	44	41	16	25	79
0/31	DY MILLER	2.48	5	2	.714	4	9	0	30	0	0	36.3	33	10	10	2	9	20
0/20	SCURRY	1.49	2	1	.667	3	5	0	20	0	0	36.3	24	7	6	2	18	20
	PACELLA	10.29	0	0	.000	0	0	2	1	0	0	7.0	11	8	8	0	6	10
	BILL LEE	14.73	0	0	.000	0	0	0	1	0	0	3.7	8	8	6	0	2	1

PIT TOTALS 3.87 96 64 .600 45 74 160 312 22 10 1461.7 1464 698 629 159 356 830

MISCELLANEOUS '81 TEAM STATS

LONGEST WIN STREAK 12*
LONGEST LOSS STREAK ... 9*

1-RUN GAMES: 23-20 .535
EXTRA-INNINGS: 17- 7 .708
FACE-TO-FACE: 9- 7 .563

WERE SHUTOUT 5

MOST RUNS(GAME) 19*
MOST HITS(GAME) 21*
MOST RUNS(INNING) 7

* Team Record

• Tied Team Record

MISCELLANEOUS TEAM RECORDS

LONGEST WIN STREAK 12
LONGEST LOSS STREAK ... 9

MOST RUNS(GAME) 19
MOST HITS(GAME) 21
MOST RUNS(INNING) 9

MOST UNEXPECTED PERFORMANCE

ENRIQUE ROMO

Chicago Bruins

Banks
2nd Place

Manager: JOHN GATTO (MARRIED: SYLVIA)

Age: 53

Occupation: PRINCIPAL

Other Leagues: I.R.B.L., G.E.L.

Biographical Sketch

IN SOME FORM OF ATHLETICS A WHOLE LIFETIME, MOSTLY BASEBALL, BASKETBALL, AND SOFTBALL. VARSITY BASEBALL AND BASKETBALL IN HIGH SCHOOL; VARSITY BASKETBALL TEAM AT LOYOLA U. OF CHICAGO, WHERE I HAD THE IGNOMINIOUS DISTINCTION OF PLAYING AGAINST KENTUCKY IN N.I.T. SEMI-FINALS, THE YEAR KENTUCKY ALLEGEDLY SHAVED POINTS AGAINST US! MARRIED, WITH FOUR GROWN CHILDREN NOW, TEACHER AND GRADE SCHOOL PRINCIPAL FOR 30 YEARS. DISCOVERED APBA IN '50'S, BUT QUIT UNTIL 1970 WHILE KIDS WERE GROWING UP, AND DID SOME COACHING.

1981 Season Story

TEAM HAD BETTER ROAD RECORD THAN HOME RECORD, DESPITE A TOP-NOTCH BULLPEN, CONSISTING OF CAMP, SUTTER, BRADFORD, AND HANNA, THE TEAM DISAPPOINTED THE EXPERTS (AHEM!), DUE TO SOME POOR MANAGEMENT OF THIS BULLPEN, WHICH ACCUMULATED ONLY 29 AND 48 TOTAL SAVES AND RELIEF POINTS, RESPECTIVELY. THE TEAM'S RESPECTABLE .273 BATTING AVERAGE AND ERA OF 3.65 (2ND LOWEST IN LEAGUE) MADE IT QUITE COMPETITIVE WITHIN ITS OWN DIVISION, BUT IT HAD A SORRY RECORD WHEN IT VENTURED INTO THE MAYS DIVISION. COOPER(.325) AND BELL(.340) WERE AGAIN THE MAINSTAYS, BUT THE LATTER MISSED MANY KEY GAMES DUE TO INJURIES. HERNDON'S .290 WAS A PLEASANT SURPRISE, BUT DWYER(.233), BENCH(.233), AND GAMBLE(.255) WERE TOTAL DISAPPOINTMENTS, ALONG WITH TOMMY JOHN'S 4.88 AND 8-20 RECORD! BRIGHT SPOTS FOR THE FUTURE WERE RON DESTER AT .253 AND GULLICKSON'S 2.23, BOTH OF WHICH SHOULD SEE MORE ACTION IN 1982.



1980 Banks Division Champ

TEAM: CHICAGO
 MANAGER: J.GATTO
 HOME PCT: .486 (.750)

TML II
 1981

THRU: SERIES 12.0
 DEF DP: 154
 PIT ERR: 5

AB	PLAYER	PCT.	G	GU	AB	R	H	RBI	2B	3B	HR	SLG.	BB	SO	E	SH	SF	SB	CS	WH
	COOPER	.325	148	0	619	102	201	98	43	3	21	.506	22	43	5	1	11	9	5	17
D	DESTER	.253	115	38	348	41	88	26	11	0	4	.319	24	57	8	5	0	6	1	3
	DENT	.276	148	0	601	71	166	60	22	2	7	.354	49	51	27	6	4	0	0	6
	BUDDY BELL	.340	132	0	538	75	183	78	28	4	22	.530	35	43	15	0	1	3	4	11
	MORENO	.258	160	0	635	86	164	54	19	10	0	.320	42	81	4	2	10	71	*23	5
C	DWYER	.233	103	48	313	38	73	54	11	4	10	.390	31	37	2	0	7	1	3	7
	HERNDON	.290	132	1	428	46	124	61	13	12	7	.425	20	69	4	1	8	5	10	4
D	BENCH	.233	115	34	369	49	86	52	17	0	16	.409	44	57	5	0	5	4	2	4
D	VELEZ	.246	112	26	374	56	92	65	15	4	17	.444	43	102	0	0	1	0	0	8
B	GAMBLE	.255	71	81	200	34	51	38	9	1	13	.505	30	25	0	0	3	3	0	3
D	LANDESTOY	.218	95	57	248	22	54	14	6	3	0	.266	22	22	10	1	0	6	9	1
	DAN FORD	.217	76	60	240	26	52	23	2	0	10	.350	21	46	8	0	1	1	4	5
B	AYALA	.226	39	119	115	13	26	22	3	1	6	.426	9	16	0	0	3	0	0	1
B	MACHA	.273	49	109	128	12	35	14	7	1	0	.344	8	22	5	0	0	0	4	1
B	NOLAN	.281	66	86	221	28	62	18	9	0	4	.376	18	10	2	0	2	2	0	0
B	CORCORAN	.314	72	86	220	29	69	30	11	3	5	.459	19	11	1	0	0	0	0	3
D	CASH	.500	4	156	2	0	1	0	0	0	0	.500	0	1	0	0	0	0	0	0
B	SADEK	.500	4	156	4	1	2	1	0	0	0	.500	2	0	0	0	0	0	0	0
BAT TOTALS		.273	160	XX	5603	729	1529	708	226	48	142	.406	439	693	101	16	56	111	65	79

GS/GR	PITCHER	ERA.	W	L	PCT.	SV	RP	GS	GR	CG	Sh	IP	H	R	ER	HR	BB	SO
36/ 0	JOHN	4.88	8	20	.286	0	0	36	0	10	0	239.7	289	136	130	17	63	72
33/ 1	JIM PALMER	2.89	18	10	.643	0	0	33	1	11	3	236.7	189	86	76	25	87	97
29/ 8	REUSS	3.49	12	6	.667	0	0	29	7	10	2	232.3	232	96	90	15	50	117
19/ 5	GULLICKSON	2.23	11	6	.647	0	0	19	5	5	3	153.3	103	44	38	11	64	135
19/ 1	RHODEN	4.74	3	11	.214	0	0	19	1	2	0	123.3	129	68	65	8	55	54
0/77	CAMP	2.31	7	5	.583	20	27	0	60	0	0	74.0	58	21	19	5	13	25
0/60	SUTTER	2.66	9	5	.643	5	14	0	52	0	0	84.7	75	31	25	5	25	57
0/56	BRADFORD	3.20	3	4	.429	1	4	0	38	0	0	39.3	33	14	14	3	15	17
2/30	HANNA	3.41	0	2	.000	2	2	2	22	0	0	63.3	52	24	24	3	36	30
11/ 6	P. MITCHELL	4.07	5	5	.500	1	1	11	6	2	1	86.3	100	41	39	6	21	32
	RASMUSSEN	5.44	6	4	.600	0	0	11	14	1	0	89.3	118	58	54	7	22	34
0/10	BACSIK	5.40	0	0	.000	0	0	0	9	0	0	13.3	12	9	8	0	9	2
PIT TOTALS		3.65	82	78	.513	29	48	160	215	41	9	1435.7	1390	628	582	105	460	672

MISCELLANEOUS '81 TEAM STATS

LONGEST WIN STREAK 6
 LONGEST LOSS STREAK ... 9*

1-RUN GAMES: 15-25 .375
 EXTRA-INNINGS: 10- 9 .526
 FACE-TO-FACE: 10- 6 .625

WERE SHUTOUT 9

MOST RUNS(GAME) 13
 MOST HITS(GAME) 19
 MOST RUNS(INNING) 8

* Team Record

MISCELLANEOUS TEAM RECORDS

LONGEST WIN STREAK 10
 LONGEST LOSS STREAK ... 9

MOST RUNS(GAME) 19
 MOST HITS(GAME) 23
 MOST RUNS(INNING) 9

MOST UNEXPECTED PERFORMANCE

TOMMY JOHN (8-20)

Cuyahoga Falls Fungos

Mays
3rd Place

Manager: BOB (& BOBBY) LAY (MARRIED: PAMELA)

Age: 31 (13)

Occupation: SALES ENG. (STUDENT)


Other Leagues: NORBL (16 TEAM, F-F), RML (PBM, WITH SALARIES)

Biographical Sketch

G.M. BOB LAY, SR. - SALES ENGINEER FOR CAPITAL GOODS FIRM, INVOLVED IN INDUSTRIAL EQUIPMENT. FIELD MANAGER BOBBY LAY - 7TH GRADER, ALSO INITIATED INTO THE LOCAL 16-TEAM F-F LEAGUE (NORBL) THIS SEASON. STILL PLAYING LITTLE LEAGUE BASEBALL. CONSTANTLY BEING TOLD THAT WHEN THE G.M. HAD MORE OF A HAND IN THE FIELD MANAGING (LIKE LAST YEAR), THE TEAM WON 97 GAMES AND THE DIVISION CROWN HE IGNORES ME (CAN'T GET NO RESPECT!) WE BOTH APPRECIATE MOTHER'S PATIENCE WITH OUR OCCASIONAL "OFF THE WALL" DICE AND ARM WRESTLING WITH THE HOME TEAM LINEUP AND THE LATE SCHOOL NIGHT HOURS.

1981 Season Story

THE TOUGHEST TML DIVISION SAW THE 1980 CHAMPS DIVE TO 3RD IN 1981, SO FAST, ITS NOSE BLED! DECENT PITCHING ATTRIBUTED TO A DECENT (85-75) RECORD. FOUR OF THE FIVE MAYS DIVISION TEAMS WOULD HAVE EASILY CONTESTED (OR WON) ALMOST ANY OF THE OTHER TML DIVISIONS. IT STANDS TO REASON THAT IF WE (AND THE OTHER UNFORTUNATE SOULS OF OUR DIVISION) HADN'T HAD TO FACE THE HUDSON "SUPER" HORNETS, AND EACH OTHER SO OFTEN, WE COULD HAVE ALL HAD BETTER RECORDS. IN A RELATIVELY CLOSE RACE (TIL THE LAST 2-6 SERIES) WITH L&M (SHOULD BE S&M - WE WERE SEVERELY PUNISHED IN BOTH SERIES, THOUGH WE DIDN'T NECESSARILY ENJOY IT!) FOR SECOND PLACE. THE SEASON WAS STILL FUN, EVEN IF WE WERE OUT OF THE RACE BY 20+ GAMES AT THE "STRETCH." THE HIGHLIGHT OF OUR SEASON WAS A 4-4 SPLIT WITH LAING'S HORNETS, F-F, COMING WITHIN A COUPLE OF DICE ROLLS OF WINNING 6-2. 1982 LOOKS CONSIDERABLY IMPROVED, WITH KEY ACQUISITIONS AND SOME SOLID COMEBACKS. IT WILL TAKE A LOT TO BEAT ADAMS' SUPERSTAR TEAM!



1980 Global Conference Champ

TEAM: CUYAHOGA
 MANAGER: B. & B. LAY
 HOME PCT: .586 (.409)

TML II
 1981

THRU: SERIES 12.0
 DEF DP: 117
 PIT ERR: 4

AB	PLAYER	PCT.	G	GU	AB	R	H	RBI	2B	3B	HR	SLG.	BB	SO	E	SH	SF	SB	CS	WH
	GARVEY HP	.297	160	0	656	92	195	108	28	2	28	.474	33	62	8	3	6	7	7	14
	MORRISON SH	.276	160	0	597	65	165	53	36	0	8	.377	40	75	20	4	5	7	6	6
	ROD SCOTT SJ	.221	152	0	596	91	132	32	14	16	0	.299	65	63	30	8	3	60	14	4
	KNIGHT SJ	.245	160	0	601	65	147	72	31	5	14	.383	26	74	27	0	4	2	0	8
	RICE HP	.246	135	3	537	77	132	97	20	4	26	.443	32	81	15	0	7	10	2	10
D	RUPE JONES AK	.267	103	23	236	36	63	33	11	3	9	.453	19	42	5	1	1	12	9	3
	PARKER	.273	135	-1	542	75	148	74	35	1	19	.446	26	69	8	0	6	6	7	12
	PORTER	.249	111	19	342	37	85	39	7	3	5	.330	51	34	10	0	11	2	0	5
	BOCHTE	.305	151	0	577	94	176	74	32	7	11	.442	64	77	0	0	8	0	2	6
	WATHAN SH	.315	123	20	466	58	147	47	21	4	2	.391	35	39	5	0	0	12	2	6
	BAINES	.234	68	85	167	14	39	10	7	3	1	.329	0	20	3	0	3	0	0	2
	PINIELLA SH	.350	70	85	137	6	48	18	7	0	0	.401	5	2	0	0	1	0	3	2
	J. ANDERSON	.263	34	125	38	7	10	6	2	0	3	.553	3	1	3	0	1	1	0	0
A	TAMARGO RI	.338	47	111	65	10	22	23	6	0	2	.523	12	9	0	0	8	0	0	4
A	LYNN JONES	.265	40	117	49	7	13	3	1	1	0	.327	11	7	1	0	0	1	0	1
C	L. GOMEZ HB	.111	61	99	18	3	2	1	0	0	0	.111	2	1	2	3	0	0	0	1
B	THOMASSON CB	.200	6	153	15	0	3	1	0	0	0	.200	2	4	0	0	0	0	0	0
	LeMASTER HD	.500	3	157	4	1	2	1	1	0	0	.750	0	0	0	0	0	0	0	0
BAT TOTALS		.271	160	XX	5643	738	1529	692	259	49	128	.402	426	660	140	19	64	120	52	84

GS/GR	PITCHER	ERA.	W	L	PCT.	SV	RP	GS	GR	CG	Sh	IP	H	R	ER	HR	BB	SO
32/ 2	BURNS	3.25	14	14	.500	0	0	32	2	16	2	243.3	216	97	88	17	85	124
28/ 4	GALE	4.17	10	5	.667	1	2	23	9	3	0	168.3	166	87	78	11	79	99
23/14	MURA HD	4.52	11	9	.550	0	1	23	14	5	0	183.0	177	107	92	16	*133	116
23/ 1	BAUMGARTEN	4.12	11	8	.579	0	0	23	0	3	1	139.7	157	79	64	3	51	69
31/ 1	TANANA AA	5.24	3	13	.188	2	2	26	6	4	1	171.7	240	113	100	18	43	90
0/73	CORBETT	2.08	13	4	.765	15	28	0	73	0	0	151.7	112	35	35	12	34	93
0/61	FRYMAN HM	2.80	7	7	.500	14	21	0	61	0	0	86.7	61	28	27	3	31	56
1/46	LACEY RI	3.33	5	4	.556	5	10	0	47	0	0	67.7	57	27	25	7	16	40
29/ 0	BURRIS	5.16	7	5	.583	1	1	19	7	1	0	120.3	132	82	69	23	36	48
	BORDLEY	6.75	0	0	.000	1	1	0	3	0	0	2.7	2	2	2	2	1	2
14/ 1	FULGHAM SJ	6.00	2	4	.333	0	0	14	1	0	0	69.0	75	51	46	16	32	36
	BEATTIE HD	2.09	1	1	.500	3	4	0	18	0	0	38.7	32	11	9	4	13	18
	ROY THOMAS HD	1.80	1	1	.500	2	3	0	8	0	0	10.0	10	2	2	1	1	2
	G.CHRIST'SON	18.00	0	0	.000	0	0	0	2	0	0	1.0	3	2	2	0	2	0
PIT TOTALS		3.96	85	75	.531	44	73	160	251	32	4	1453.7	1440	723	639	133	557	793

MISCELLANEOUS '81 TEAM STATS

LONGEST WIN STREAK 6
 LONGEST LOSS STREAK ... 6*

1-RUN GAMES: 26-25 .510
 EXTRA-INNINGS: 9-6 .600
 FACE-TO-FACE: 18-20 .474

WERE SHUTOUT 4

MOST RUNS(GAME) 12
 MOST HITS(GAME) 18
 MOST RUNS(INNING) 8*

* Team Record
 * Tied Team Record

MISCELLANEOUS TEAM RECORDS

LONGEST WIN STREAK 7
 LONGEST LOSS STREAK ... 6

MOST RUNS(GAME) 18
 MOST HITS(GAME) 25
 MOST RUNS(INNING) 8

MOST UNEXPECTED PERFORMANCE

DOUG CORBETT

* 30 *

Hampshire Timber Wolves

Musial
5th Place

Manager: TIM ACKLEY (MARRIED: LISA)

1982 TEAM NAME CHANGE

SALT RIVER STOMPERS

Age: 34

Occupation: FINANCIAL ANALYST


Other Leagues: (NONE)

Biographical Sketch

BORN IN MASS. AND RAISED A RED SOX FAN IN UPSTATE N.Y. CREATED QUITE A CHALLENGE IN THE EARLY YEARS. OH, THOSE YANKEE FANS CAN BE COCKY WHEN THEY WIN!! AFTER ATTENDING COLLEGE IN N.C. AND NEW ORLEANS, I NEVER SEEMED TO RE-ADJUST TO THE NORTHERN COLD. SO, AFTER NINE YEARS IN NEW ENGLAND, AND AFTER MY ANTICIPATED TRANSFER TO N.M. DID NOT MATERIALIZE, LISA AND I JUMPED TO THE "VALLEY OF THE SUN." WE LOVE IT ... AND WITH SNOW AN HOUR AWAY, THAT'S CLOSE ENOUGH! BRING ON SPRING TRAINING!!

1981 Season Story

THE '81 SEASON BEGAN AS AN UPHILL BATTLE, BUT THE TIMBER WOLVES HUNG TOUGH FOR 70 GAMES, BEFORE FOLDING IN THE SUMMER STRETCH. AS A TEAM, IT WAS SATISFYING TO WIN SEASON SERIES VERSUS HOLLY, ARGENTIA, AND PACIFIC. ON THE WHOLE, HAMPSHIRE BOASTED AN AVERAGE OFFENSE, GOOD FIELDING, AND LOUSY PITCHING. TEAM MVP CHAMBLISS PERFORMED WELL THROUGHOUT THE YEAR, AS DID SLICK FIELDING MANNY TRILLO. FRED LYNN CAUGHT THE "SIX-ODD" DISEASE! LEFEBVRE AND ROENICKE PROVIDED SURPRISING POWER. ON THE MOUND, MONTEFUSCO AND LEIBRANDT LED A POOR STAFF. DENNIS MARTINEZ (4 Sho) STARRED IN A LIMITED ROLE. ANDUJAR ATE MANURE! AND, GRANT JACKSON FINISHED 3RD IN THE AMERICAN IN SAVES (AND THAT, FOR A LAST PLACE TEAM!). LaROCHE ALSO SURPRISED IN A VERSATILE ROLE. IN SUMMARY, THE REALISM OF REPLAY PROVIDED THE MOST ENJOYMENT AND I LOOK FORWARD TO MANY MORE YEARS OF FUN!!



TEAM: HAMPSHIRE
 MANAGER: T. ACKLEY
 HOME PCT: .444 (.500)

TML II
 1981

THRU: SERIES 12.0
 DEF DP: 152
 PIT ERR: 4

AB	PLAYER	PCT.	G	GU	AB	R	H	RBI	2B	3B	HR	SLG.	BB	SO	E	SH	SF	SB	CS	WH
	CHAMBLISS	.271	160	0	635	73	172	87	38	4	23	.452	37	75	13	0	6	8	7	11
	TRILLO	.286	136	0	524	69	150	49	27	10	4	.399	30	46	20	0	3	5	6	5
	BOWA	.243	147	0	489	50	119	48	12	3	0	.280	18	27	24	*44	5	16	6	3
	MADLOCK	.269	132	0	553	71	149	73	27	9	6	.383	40	39	21	1	6	18	9	9
	RIVERS	.286	148	0	660	84	189	82	27	8	11	.402	13	46	2	1	8	10	6	8
	LYNN	.247	120	-3	473	52	117	46	38	3	5	.372	58	61	0	0	3	10	0	1
C	ROENICKE	.254	90	42	299	48	76	43	13	0	17	.468	21	48	1	0	5	3	0	2
	LNCE PARRISH	.269	142	0	573	61	154	71	35	2	17	.426	27	111	8	1	2	8	6	12
B	PRUITT	.277	67	86	188	22	52	22	8	0	3	.367	13	19	2	0	1	0	0	2
CC	MILNER	.251	102	46	299	53	75	47	8	0	13	.408	71	30	0	0	2	1	4	6
B	LEFEBVRE	.241	73	77	199	37	48	32	3	1	15	.492	31	34	4	0	0	0	0	1
J	G. GROSS	.296	73	82	199	30	59	20	10	2	0	.367	31	9	3	0	0	0	1	1
C	CAMPANERIS	.305	42	118	118	12	36	11	3	1	2	.398	5	17	1	3	1	4	3	1
B	ROSELLO	.284	55	100	190	27	54	18	6	0	5	.395	13	36	13	4	0	0	0	2
B	VENABLE	.175	15	143	40	4	7	4	1	0	0	.200	4	9	0	0	0	1	0	0
C	G. IORG	.296	10	150	27	3	8	5	0	0	1	.407	1	6	5	2	0	0	0	1
C	DONOHUE	.105	5	155	19	1	2	2	0	1	0	.211	0	6	0	0	0	0	0	0
B	FOLEY	.184	16	144	49	4	9	9	2	0	3	.408	2	9	0	0	1	0	0	0
A	HEITY CRUZ	.250	1	159	4	0	1	0	0	0	0	.250	0	1	0	0	0	0	0	0
BAT TOTALS		.267	160	XX	5538	701	1477	669	258	44	125	.397	415	629	121	56	43	84	48	65

GS/GR	PITCHER	ERA.	W	L	PCT.	SV	RP	GS	GR	CG	Sh	IP	H	R	ER	HR	BB	SO
	MONTEFUSCO	4.21	11	14	.440	0	0	32	0	6	1	222.3	246	113	104	33	67	166
	WALK	6.18	7	14	.333	0	0	32	0	1	0	163.0	214	118	112	8	71	107
27/ 9	LEIBRANDT	4.03	9	13	.409	1	2	27	8	6	2	192.0	217	109	86	24	54	98
	LaCOSS	5.39	6	9	.400	1	1	19	19	3	0	153.7	205	110	92	13	62	44
14/21	ANDUJAR	6.05	5	11	.313	4	5	14	21	2	1	113.0	149	82	76	13	50	66
0/61	G. JACKSON	3.21	4	5	.444	23	27	0	60	0	0	67.3	69	24	24	4	16	28
9/43	LaROCHE	3.57	10	9	.526	4	11	9	43	0	0	133.7	133	57	53	18	31	64
11/28	CAPILLA	4.37	6	7	.462	1	2	11	28	1	0	119.3	117	68	58	13	54	66
12/13	DEN MARTINEZ	2.83	4	7	.364	2	2	12	13	6	4	120.7	85	39	38	17	39	38
4/ 2	CRAWFORD	4.26	2	1	.667	0	0	4	2	0	0	31.7	38	17	15	3	4	11
	NIEMANN	7.44	1	3	.250	1	2	0	23	0	0	52.0	88	45	43	0	24	23
	SUTCLIFFE	2.84	2	0	1.000	2	4	0	22	0	0	50.7	39	19	16	4	21	18
PIT TOTALS		4.55	67	93	.419	39	56	160	239	25	8	1419.3	1600	801	717	150	493	729

MISCELLANEOUS '81 TEAM STATS

LONGEST WIN STREAK 5
 LONGEST LOSS STREAK 12 *

1-RUN GAMES: 22-30 .423
 EXTRA-INNINGS: 5- 9 .357
 FACE-TO-FACE: 4- 4 .500

WERE SHUTOUT 14

MOST RUNS(GAME) 17 *
 MOST HITS(GAME) 22 *
 MOST RUNS(INNING) 7 *

* Team Record

MISCELLANEOUS TEAM RECORDS

LONGEST WIN STREAK 7
 LONGEST LOSS STREAK 12

MOST RUNS(GAME) 17
 MOST HITS(GAME) 22
 MOST RUNS(INNING) 7

MOST UNEXPECTED PERFORMANCE

JOAQUIN ANDUJAR

Harbor Beach Hurons

Banks
1st Place

Manager: DICK GORNEY (MARRIED: BARBRA)

Age: 43 **Occupation:** RURAL MAIL CARRIER

Other Leagues: T.C.B.A., G.E.L.

Biographical Sketch

WE HAVE FOUR CHILDREN, AGES 20, 19, 17, & 7. I HAVE WORKED FOR THE POSTAL SERVICE FOR THE PAST 21 YEARS. ONE OF MY HOBBIES IS COLLECTING BASEBALL GUIDES. ALSO, MY OLDEST BOY, MIKE, AND I COLLECT MAJOR LEAGUE UNIFORMS.

1981 Season Story

WE PLAYED OVER OUR HEAD ALL SEASON LONG, GETTING OUTSTANDING PITCHING FROM CLANCY (20-10), TIDROW (37 RP's), AND GARVIN (23 RP's). ELLIS VALENTINE HAD A GREAT SEASON (.350, 19 HR's) CROMARTIE AS STEADY AS EVER (.303). AND, SCHMIDT (43 HR's, 121 RBI's) LED THE OFFENSE.



Banks Division Champion

TEAM: HARBOR BEACH
MANAGER: D.GORNEY
HOME PCT: .538 (.000)

TML II
1981

THRU: SERIES 12.0
DEF DP: 154
PIT ERR: 4

AB	PLAYER	PCT.	G	GU	AB	R	H	RBI	2B	3B	HR	SLG.	BB	SO	E	SH	SF	SB	CS	WH
	PEREZ	.263	150	0	562	56	148	71	29	2	16	.407	35	92	15	0	5	0	0	11
	F. WHITE	.244	151	0	565	46	138	48	18	5	8	.336	18	88	9	1	3	19	1	7
D	C. REYNOLDS	.202	116	33	357	33	72	20	10	2	3	.266	23	29	23	0	2	0	1	2
	SCHMIDT	.231	147	0	527	87	122	121	18	9	43	.545	85	118	20	0	11	8	6	15
D	E. VALENTINE	.350	93	18	360	67	126	73	27	3	19	.600	30	49	5	0	3	8	3	9
D	YASTRZEMSKI	.221	106	30	375	36	83	48	21	0	13	.381	45	59	5	0	3	1	1	4
	POWELL	.222	112	32	445	48	99	21	11	1	3	.272	16	55	6	1	0	6	0	3
	FISK	.261	138	0	552	70	144	63	15	6	13	.380	22	75	8	0	5	12	4	7
	GLEN HOFFMAN	.250	81	73	256	21	64	18	10	4	0	.320	14	31	18	3	0	5	1	3
	CROMARTIE	.303	160	0	684	109	207	70	42	2	15	.436	27	68	2	0	2	7	5	13
D	DURHAM	.255	99	46	345	45	88	46	12	6	9	.403	14	68	5	0	1	9	4	4
B	HANCOCK	.282	54	100	181	26	51	24	10	0	9	.486	4	16	6	0	0	0	4	4
C	DAVE ROBERTS	.265	54	98	189	22	50	20	2	0	10	.434	6	34	4	0	1	2	3	3
A	ALLENSON	.268	41	115	41	3	11	7	2	0	0	.317	10	10	0	0	1	1	0	1
D	BENEDICT	.205	22	137	78	5	16	3	3	0	0	.244	3	5	0	0	0	1	1	0
A	MULLINKS	.118	37	119	34	2	4	0	1	0	0	.147	2	7	3	0	0	0	0	0
	SOFIELD	.385	4	153	13	3	5	2	1	0	1	.692	1	1	0	0	0	0	0	0
A	L.SUTHERLAND	.000	2	158	0	0	0	0	0	0	0	.000	0	0	0	0	0	0	0	0
BAT TOTALS		.257	160	XX	5564	679	1428	655	232	40	162	.400	355	805	133	5	37	79	34	86

GS/GR	PITCHER	ERA.	W	L	PCT.	SV	RP	GS	GR	CG	Sh	IP	H	R	ER	HR	BB	SO
36/ 1	JOE NIEKRO	4.36	18	13	.581	0	0	36	0	9	0	272.3	319	142	132	10	86	102
34/ 0	CLANCY	2.97	20	10	.667	0	0	34	0	11	3	269.7	225	94	89	12	116	165
32/ 2	STIEB	4.11	13	14	.481	0	0	32	0	5	1	219.0	233	107	100	12	88	87
32/ 2	MEDICH	4.01	9	10	.474	0	0	30	0	4	1	197.7	224	93	88	14	58	85
30/ 2	B. KINGMAN	4.24	10	10	.500	0	0	28	0	3	1	186.7	203	94	88	17	70	91
0/84	TIDROW	3.10	8	4	.667	*29	*37	0	70	0	0	78.3	61	31	27	7	20	49
0/61	GARVIN	2.13	4	2	.667	19	23	0	59	0	0	63.3	62	18	15	4	16	28
0/59	N. ALLEN	3.34	5	2	.714	3	8	0	47	0	0	64.7	56	25	24	6	25	50
0/17	WIHTOL	4.57	1	1	.500	0	1	0	12	0	0	21.7	31	16	11	1	9	13
25/ 7	D. JACKSON	5.54	3	3	.500	0	3	0	25	0	0	65.0	85	42	40	10	29	33
	WAITS	27.00	0	0	.000	0	0	0	1	0	0	1.0	2	3	3	0	2	1
6/ 0	BUTCHER	0.00	0	0	.000	0	0	0	1	0	0	1.3	3	2	0	0	1	1
PIT TOTALS		3.85	91	69	.569	51	72	160	215	32	6	1440.7	1504	667	617	93	520	705

MISCELLANEOUS '81 TEAM STATS

LONGEST WIN STREAK 7*
LONGEST LOSS STREAK ... 4

1-RUN GAMES: 36-18 .667
EXTRA-INNINGS: 12- 5 .706
FACE-TO-FACE: 0- 0 .000

WERE SHUTOUT 8

MOST RUNS(GAME) 12
MOST HITS(GAME) 20
MOST RUNS(INNING) 7*

* Team Record

* Tied Team Record

MISCELLANEOUS TEAM RECORDS

LONGEST WIN STREAK 7
LONGEST LOSS STREAK ... 7

MOST RUNS(GAME) 18
MOST HITS(GAME) 23
MOST RUNS(INNING) 7

MOST UNEXPECTED PERFORMANCE

JIM CLANCY

Holly Woodpeckers

1982 TEAM & MANAGER CHANGE

BRADENTON BUCKETS
Bob Wood
(see Page 125)

Musial
3rd Place
(tie)

Manager: TERI LANDIN (MARRIED: MIKE)

Age: 27 **Occupation:** ACTUARY


Other Leagues: (NONE)

Biographical Sketch

GRADUATED FROM S.U.N.Y. AT ALBANY WITH AN MBA IN ACTUARIAL SCIENCE/MANAGEMENT SCIENCE. AM NOW AN ACTUARY WITH THE NYS RETIREMENT SYSTEM. MARRIED MIKE IN 1976. (NO KIDS, JUST TWO CATS!) BEGAN PLAYING APBA BASEBALL BACK IN 1976, THEN SWITCHED TO REPLAY ABOUT TWO YEARS LATER, FINDING IT A MUCH MORE ENJOYABLE GAME. OCCASIONALLY HELP MIKE WITH ODDS & ENDS FOR THE TML, SUCH AS ALPHABETIZING BOTH ASSOCIATIONS (TEAM BY TEAM), HELPING SORT OUT THE TML TEAMS WHEN THE NEW REPLAY CARDS ARRIVE, ETC. IT'S NOT EASY LIVING AT "TML HEADQUARTERS!"

1981 Season Story

(HOLLY WAS FIRST RUN BY TOM MORAN, THEN GIVEN TO TERI RIGHT AFTER THE SUMMER STRETCH. THE FOLLOWING WRITE-UP WAS SUPPLIED BY NEW MANAGER BOB WOOD.) STEVE CARLTON & MATULA HURLED THE WOODPECKERS INTO CONTENTION WITH GOOD BULLPEN SUPPORT FROM D'ACQUISTO, BAHNSEN, & JEFF JONES, BUT TOM SEAVER (10-10) & MIKE CALDWELL (5-14) WERE MAJOR DISAPPOINTMENTS. DRIESSEN'S 90 RBI'S & JOE MORGAN'S 91 RUNS ADDED TO GRIFFEY'S .294 AVG. & 90 RUNS AND MATTHEWS .322 & 20 HR'S, AS OFFENSIVE CONTRIBUTIONS. JERRY MARTIN HAMMERED 21 HR'S & DON MONEY POWDERED 15 MORE, BUT BIGGEST SURPRISE CLOUTER WAS STAN PAPI WITH 12. STUPENDOUS STAN HAD 53 RBI'S IN ONLY 199 AB'S, WITH A .307 AVG! FLYNN'S .290 & LACY'S .302 FURTHER COMPLEMENTED THE ATTACK. THE WOODPECKERS ENDED THE SEASON SELLING OUT TO BOB WOOD AND MOVING THE FRANCHISE TO BRADENTON, WHERE THEY WILL BE KNOWN AS THE "BUCKETS" AND EXPECT TO "CATCH HAIL IN A PAIL!"



TEAM: HOLLY
MANAGER: T.LANDIN
HOME PCT: .559 (.583)

TML II
1981

THRU: SERIES 12.0
DEF DP: 124
PIT ERR: 7

AB	PLAYER	PCT.	G	GU	AB	R	H	RBI	2B	3B	HR	SLG.	BB	SO	E	SH	SF	SB	CS	WH
	DRIESSEN	.261	153	5	559	84	146	90	44	1	9	.392	72	76	12	1	*16	12	7	4
	J. MORGAN	.260	137	2	504	91	131	68	18	7	18	.431	90	50	23	2	6	25	9	7
C	MENDOZA	.273	107	41	297	32	81	25	7	2	3	.340	18	40	13	8	0	3	3	2
C	MONEY	.255	89	41	298	42	76	41	14	4	15	.480	42	47	28	10	0	0	0	5
	GRIFFEY	.294	141	4	586	90	172	66	23	14	9	.427	53	84	5	0	6	19	0	8
	MATTHEWS	.322	145	12	552	76	178	81	23	0	20	.473	36	67	3	1	5	14	1	7
	ORTA	.269	126	12	483	62	130	41	20	3	6	.360	56	46	4	4	5	5	4	4
D	MILT MAY	.267	105	45	333	35	89	37	10	0	5	.342	27	32	3	9	6	0	3	2
C	SAMPLE	.357	8	151	14	1	5	3	1	0	0	.429	0	0	0	0	0	1	0	0
C	MURCER	.215	88	63	265	30	57	56	12	1	8	.358	33	23	1	0	4	1	0	9
C	LACY	.302	85	67	298	48	90	44	17	5	5	.443	18	33	6	0	6	21	10	8
	JER MARTIN	.223	114	29	399	53	89	63	19	1	21	.434	26	91	2	0	2	5	4	10
	FLYNN	.290	76	76	186	17	54	20	2	5	0	.355	9	8	5	5	1	1	0	1
C	B. MARTINEZ	.266	91	66	241	23	64	30	9	0	3	.340	9	40	1	10	0	2	0	1
B	TURNER	.283	20	140	46	11	13	9	1	0	2	.435	3	7	0	0	0	0	0	0
D	HOBSON	.208	16	138	53	9	11	5	0	0	1	.264	7	13	0	0	0	0	0	0
B	PAPI	.307	63	79	199	38	61	53	12	9	12	.638	11	33	11	5	2	0	0	6
B	PETTINI	.200	40	114	125	14	25	3	2	3	0	.264	11	11	5	2	0	1	2	1
D	JORGENSEN	.245	18	141	53	11	13	8	1	0	2	.377	13	13	1	0	0	1	0	2
B	QUIRK	.221	36	122	122	11	27	12	2	0	5	.361	3	20	1	0	0	1	1	0
A	BORGMANN	.200	2	158	5	1	1	0	0	0	0	.200	0	0	0	0	0	0	0	0
BAT TOTALS		.269	160	XX	5618	779	1513	755	237	55	144	.408	537	734	131	57	59	112	44	77

GS/GR	PITCHER	ERA.	W	-	L	PCT.	SV	RP	GS	GR	CG	Sh	IP	H	R	ER	HR	BB	SO
38/ 0	CARLTON	2.65	21	12	.636	0	0	38	0	21	5	*319.0	283	107	94	12	88	94	*258
33/ 1	CALDWELL	5.21	5	14	.263	0	0	32	0	5	1	200.3	246	135	116	26	51	82	
	MATULA	4.45	11	7	.611	0	0	29	6	5	3	194.0	212	101	96	24	57	75	
26/ 0	SEAVER	4.62	10	10	.500	0	0	26	0	4	0	165.7	158	87	85	26	66	102	
19/ 5	DAVE PALMER	4.35	7	7	.500	0	0	19	2	5	2	140.7	152	74	68	19	36	67	
0/57	BAHNSEN	5.23	6	12	.333	9	15	0	55	0	0	74.0	91	46	43	7	33	36	
0/50	D'ACQUISTO	3.13	8	2	.800	10	18	0	50	0	0	83.3	85	33	29	4	33	30	
	LYLE	6.11	1	2	.333	1	2	0	26	0	0	45.7	52	32	31	10	13	23	
0/35	JEFF JONES	2.75	4	3	.571	8	12	0	32	0	0	36.0	33	12	11	0	22	23	
1/19	FLINN	2.32	4	0	1.000	0	4	0	20	0	0	42.7	38	12	11	3	25	17	
	PLADSON	5.13	1	2	.333	0	0	3	11	0	0	33.3	29	22	19	5	18	13	
	B. CAMPBELL	16.20	1	0	1.000	0	1	0	2	0	0	3.3	4	6	6	2	4	2	
13/29	ROZEMA	4.40	6	4	.600	1	1	13	6	2	0	106.3	125	54	52	4	29	31	
PIT TOTALS		4.12	85	75	.531	29	53	160	210	42	11	1444.3	1508	721	661	142	481	759	

MISCELLANEOUS '81 TEAM STATS

LONGEST WIN STREAK 10*
LONGEST LOSS STREAK ... 7*

1-RUN GAMES: 24-31 .436
EXTRA-INNINGS: 9-14 .391
FACE-TO-FACE: 9- 9 .500

WERE SHUTOUT 6

MOST RUNS(GAME) 15
MOST HITS(GAME) 22*
MOST RUNS(INNING) 8*

* Team Record

MISCELLANEOUS TEAM RECORDS

LONGEST WIN STREAK 10
LONGEST LOSS STREAK ... 7

MOST RUNS(GAME) 20
MOST HITS(GAME) 22
MOST RUNS(INNING) 8

MOST UNEXPECTED PERFORMANCE

DOUG FLYNN

Hudson Hornets

Mays
1st Place

Manager: ED LAING (MARRIED: LIBBY)

Age: 28

Occupation: SALESMAN


Other Leagues: NORBL, RML (COMMISSIONER)

Biographical Sketch

BORN IN CANTON, OHIO IN 1953, MOVED TO HUDSON IN 1958 AND SPENT 18 YEARS THERE. MARRIED IN 1976 AND MOVED TO PENINSULA. I AM ACTIVE IN ALL TYPES OF SIMULATION GAMING, BUT MY FAVORITE IS REPLAY BASEBALL.

1981 Season Story

WHAT CAN I SAY? IT WAS A FANTASTIC SEASON IN ALL RESPECTS, BUT ONE. I LOST THE WORLD SERIES TO AN UNDERDOG (WARDOG? WHAT EVER!). THE SEASON STARTED WITH A SWEEP AGAINST MY TOUGHEST DIVISIONAL OPPONENT AND IN THE END, IT BECAME A TOTAL ROUT. I HAD A FEW OUTSTANDING INDIVIDUAL PERFORMANCES, BUT THE TEAM COMBINED FOR A SUPER JOINT EFFORT. THE FIRST TWO PLAYOFF SERIES WERE SWEEPS, BUT IN THE FINAL, I MET MY MATCH. WHILE WINNING 116 GAMES AND LOSING 44, I LOST ONLY ONE SERIES; AND THAT WAS TO BOULDER, 4 GAMES TO 2. IN THE WORLD SERIES, I WAS BEATEN 4 GAMES TO 1 AND THREE GAMES WERE 1-RUN DECISIONS! IN FIVE GAMES, ONLY ONCE DID I SCORE MORE THAN 1 RUN IN AN INNING! AND, THAT WAS ON A 2-RUN HOMER. A VERY DISAPPOINTING END TO A GREAT SEASON.



American Association Champion

TEAM: HUDSON
MANAGER: E. LAING
HOME PCT: .750 (.750)

TML II
1981

THRU: SERIES 12.0
DEF DP: 135
PIT ERR: 1

AB	PLAYER	PCT.	G	GU	AB	R	H	RBI	2B	3B	HR	SLG.	BB	SO	E	SH	SF	SB	CS	WH
	HARGROVE WV	.291	160	0	639	99	186	99	23	3	16	.412	92	45	12	0	14	5	3	20
	GRICH	.237	152	4	540	58	128	58	17	2	9	.326	86	113	20	0	5	2	7	7
	FOLI HP	.261	125	18	445	44	116	47	20	0	5	.339	12	19	17	0	5	6	4	4
D	NETTLES AA	.253	132	4	399	53	101	54	10	0	20	.429	42	68	13	1	2	0	0	4
	BUMBRY	.283	160	0	686	*127	194	62	25	7	7	.370	75	91	8	3	3	34	8	7
	OGILVIE WV	.292	149	0	603	118	176	134	22	5	39	.539	44	83	10	0	7	7	7	18
	CHARBONEAU	.279	132	2	505	76	141	89	13	4	21	.446	53	81	9	0	6	3	5	14
	HASSEY SC	.306	136	10	399	56	122	55	20	5	6	.426	51	51	12	1	5	0	0	6
	LON SMITH	.333	80	68	285	47	95	31	10	6	2	.432	29	45	7	0	0	32	9	9
C	STARGELL ME	.274	94	27	299	50	82	59	11	3	15	.482	29	77	0	0	2	0	0	7
B	AMORELAND	.281	81	77	199	24	56	34	6	0	8	.432	9	18	4	0	3	3	1	4
B	SALAZAR	.344	78	72	192	35	66	23	9	6	1	.469	14	28	9	2	0	15	2	7
	BONNELL HP	.309	94	51	243	35	75	47	12	2	13	.535	21	28	4	0	2	2	1	3
C	BONDS HM	.150	24	136	20	4	3	0	0	0	0	.150	4	8	1	0	0	2	1	0
C	PATEK	.255	59	93	149	21	38	19	6	3	2	.376	8	16	6	6	1	1	3	1
B	BROHAMER HP	.256	45	111	90	10	23	8	1	0	1	.300	4	6	1	0	1	1	0	0
C	L. COX	.261	18	141	23	1	6	1	0	0	0	.261	2	3	0	1	0	0	0	0
B	Jr. MOORE	.600	2	158	5	0	3	1	0	0	0	.600	1	0	0	0	0	1	1	1

BAT TOTALS .282 160 XX 5721 858 1611 821 205 46 165 .420 576 780 134 14 56 113 52 112

GS/GR	PITCHER	ERA.	W	L	PCT.	SV	RP	GS	GR	CG	Sh	IP	H	R	ER	HR	BB	SO
34/ 1	BIBBY	3.05	19	6	.760	0	0	34	1	11	4	244.7	206	95	83	25	98	156
34/ 4	KOOSMAN	4.79	8	6	.571	0	0	34	2	3	0	146.7	199	85	78	15	40	95
22/ 6	RUHLE ST	*2.46	12	3	.800	3	4	22	6	4	3	164.7	179	54	45	7	43	58
17/ 0	J.R. RICHARD ME	2.79	11	1	.917	0	0	17	0	5	3	119.3	86	43	37	2	58	80
12/14	SOLOMON WV	3.74	6	4	.600	4	5	12	14	3	1	89.0	90	40	37	11	28	20
2/70	CAUDILL	2.53	9	4	.692	14	22	2	70	1	1	156.3	104	47	44	12	67	128
0/62	BURGMEIER HP	2.06	13	7	.650	10	23	0	62	0	0	96.3	90	29	22	5	17	58
0/59	RAWLEY WV	3.95	7	3	.700	3	10	0	59	0	0	98.0	110	50	43	7	44	51
0/57	MCGRAW HM	2.45	9	5	.643	21	30	0	57	0	0	88.3	71	28	24	5	23	61
1/38	T. GRIFFIN	3.49	13	3	*.813	3	15	4	38	2	0	131.3	109	53	51	15	62	82
	CLAY KC	4.17	5	1	.833	0	0	23	1	0	0	82.0	80	42	38	5	45	29
12/ 0	JACKSON TODD	3.21	4	1	.800	0	0	12	0	3	1	61.7	61	24	22	5	16	27

PIT TOTALS 3.19 116 44 .725 58 109 160 310 32 15 1478.3 1385 590 524 114 541 845

MISCELLANEOUS '81 TEAM STATS

LONGEST WIN STREAK 14*
LONGEST LOSS STREAK ... 4

1-RUN GAMES: 32-23 .582
EXTRA-INNINGS: 13- 8 .619
FACE-TO-FACE: 28-10 .737

WERE SHUTOUT 6

MOST RUNS(GAME) 17
MOST HITS(GAME) 25*
MOST RUNS(INNING) 6*

* Team Record

• Tied Team Record

MISCELLANEOUS TEAM RECORDS

LONGEST WIN STREAK 14*
LONGEST LOSS STREAK ... 7

MOST RUNS(GAME) 19
MOST HITS(GAME) 25
MOST RUNS(INNING) 6

* Tied American Record

MOST UNEXPECTED PERFORMANCE

BARRY BONNELL

Kilkenny Gaelics

1982 TEAM & MANAGER CHANGE

AUGSBURG INTERCEPTORS
Red Merchant
(see Page 124)

Banks
4th Place

Manager: MICHAEL KANE (MARRIED: TRICIA)

Age: 28

Occupation: ASST. FOREMAN-HILLS BROS. COFFEE

Other Leagues: APFL (FOOTBALL)

Biographical Sketch

MARRIED 7 YEARS; 2 CHILDREN (SEAN & HEATHER). SPEND MOST OF MY TIME RUNNING THE APFL AND DEALING WITH "REAGANOMICS."

1981 Season Story

LACK OF CONSISTENT HITTING AND STARTING PITCHING HURT THE GAELICS. THE BULLPEN IS DEEP AND SHOULD BE A REAL STRENGTH NEXT YEAR.



TEAM: KILKENNY
MANAGER: M.KANE
HOME PCT: .475 (.000)

TML II
1981

THRU: SERIES 12.0
DEF DP: 119
PIT ERR: 5

AB	PLAYER	PCT.	G	GU	AB	R	H	RBI	2B	3B	HR	SLG.	BB	SO	E	SH	SF	SB	CS	WH
	PUTNAM	.230	152	-1	587	53	135	69	21	3	17	.363	52	69	10	1	5	0	1	5
	D. GARCIA	.251	133	0	537	47	135	31	18	6	3	.324	8	66	19	0	4	6	11	4
D	SPEIER	.239	115	38	394	30	94	32	12	2	1	.287	41	35	19	2	0	1	6	1
	CEY	.244	154	1	585	64	143	91	17	0	26	.407	58	106	25	0	5	1	1	13
	HENDRICK	.306	151	-1	625	81	191	120	43	0	26	.499	29	71	4	2	6	10	2	17
	PETERS	.308	125	-5	509	85	157	36	31	13	0	.420	68	61	4	0	4	6	6	5
	YOUNGBLOOD	.298	148	0	601	81	179	52	33	1	10	.406	50	68	2	2	7	13	14	2
D	STEARNS	.309	98	22	376	53	116	46	32	1	0	.399	49	27	8	0	5	11	1	6
	NORDHAGEN	.251	111	29	443	51	111	72	20	3	26	.485	6	60	6	3	2	1	1	5
D	PAGE	.246	96	55	337	45	83	29	7	4	10	.380	33	86	0	1	1	11	9	2
C	CUBBAGE	.241	52	105	166	12	40	14	2	0	3	.307	8	29	6	1	2	0	0	4
A	DOWNING	.202	28	128	94	3	19	4	0	0	0	.202	5	16	0	0	1	0	0	0
A	F. STANLEY	.163	44	114	123	13	20	5	0	0	0	.163	4	8	5	1	2	0	0	1
B	DYER	.218	26	134	87	9	19	8	1	0	4	.368	18	35	1	0	0	0	0	0
C	TED COX	.167	12	148	24	3	4	1	1	0	0	.208	1	2	0	0	0	0	0	0
a	BUTERA	.258	18	142	62	2	16	4	0	0	0	.258	1	3	2	0	0	0	0	0
a	N. NORMAN	.220	20	138	59	2	13	2	0	0	0	.220	4	4	5	2	0	0	0	0
	<STAT ERROR>	.000	0	0	0	0	-2	0	0	0	1	.000	-1	0	0	0	0	0	0	0
BAT TOTALS		.263	160	XX	5609	634	1473	616	238	33	127	.385	434	746	121	15	44	60	52	65

GS/GR	PITCHER	ERA.	W	L	PCT.	SV	RP	GS	GR	CG	Sh	IP	H	R	ER	HR	BB	SO
35/ 0	D.ALEXANDER	4.13	13	15	.464	0	0	36	0	8	4	242.0	268	118	111	18	95	109
33/ 1	SPLITTORFF	4.93	5	17	.227	0	0	29	2	3	1	191.7	258	113	105	24	34	80
33/ 0	HAAS	4.20	12	13	.480	0	0	33	0	9	1	244.3	248	118	114	31	65	162
13/ 2	EICHELBERGER	5.00	4	9	.308	0	0	16	2	1	1	104.3	95	63	58	13	79	44
13/ 3	TUDOR	2.63	9	2	.818	0	0	11	2	4	0	85.7	85	29	25	0	17	34
0/58	CLEAR	3.43	2	5	.286	5	6	0	51	0	0	84.0	65	35	32	7	33	83
0/53	RON DAVIS	1.78	5	5	.500	15	20	0	53	0	0	96.3	62	23	19	2	26	44
1/21	BIRD	2.45	5	8	.385	3	8	1	25	0	0	51.3	40	17	14	5	13	16
0/20	WILLIS	2.96	1	1	.500	4	5	0	23	0	0	27.3	20	9	9	3	13	10
21/19	AASE	3.60	5	5	.500	1	1	16	17	1	0	132.3	143	54	53	4	48	58
6/13	WEAVER	6.08	1	5	.167	0	0	6	9	0	0	47.3	50	33	32	4	28	32
0/ 9	SARMIENTO	0.71	0	0	.000	0	0	0	8	0	0	12.7	11	1	1	0	3	8
14/16	DRESSLER	4.53	3	8	.273	0	0	12	10	3	1	97.3	122	52	49	8	23	42
	LAMP	5.79	0	0	.000	0	0	0	2	0	0	4.7	7	5	3	1	1	1
5/ 4	JOHN MARTIN	3.57	1	1	.500	1	2	0	10	0	0	17.7	24	10	7	0	12	11
	<STAT ERROR>	0.00	0	0	.000	0	0	0	0	0	0	0.0	0	0	0	0	0	1
PIT TOTALS		3.95	66	94	.413	29	42	160	214	29	8	1439.0	1498	680	4632	120	490	735

MISCELLANEOUS '81 TEAM STATS

LONGEST WIN STREAK 3
LONGEST LOSS STREAK ... 8

1-RUN GAMES: 22-37 .373
EXTRA-INNINGS: 9-12 .429
FACE-TO-FACE: 0- 0 .000

WERE SHUTOUT 11

MOST RUNS(GAME) 17*
MOST HITS(GAME) 21*
MOST RUNS(INNING) 9*

* Team Record

MISCELLANEOUS TEAM RECORDS

LONGEST WIN STREAK 6
LONGEST LOSS STREAK ... 9

MOST RUNS(GAME) 17
MOST HITS(GAME) 21
MOST RUNS(INNING) 9

MOST UNEXPECTED PERFORMANCE

JOEL YOUNGBLOOD

Manager: DALLAS ADAMS (ANNE-MARIE), BILL JAMES (SUSAN)

Age: DALLAS(41), BILL(32) **Occupation:** DALLAS(PROGAMMER), BILL(WRITER)

Other Leagues: DALLAS(APBL, RML), BILL(BALLPARK LEAGUE)

Biographical Sketch

DALLAS - 20-YEAR TABLE GAMER IN APBA & REPLAY. VERY INTERESTED IN SABERMETRICS (THE MATHEMATICAL ANALYSIS OF BASEBALL RECORDS & STATISTICS). INTERNATIONAL CORRESPONDENT WITH BASEBALL FANS EVERYWHERE. ACE COLUMNIST FOR "INSTANT REPLAY" AND THE "APBA JOURNAL." OWNS A BASEBALL REFERENCE LIBRARY OF MORE THAN 200 VOLUMNS, INLCUDING GUIDES FOR ALL SEASONS DATING BACK TO 1927.

BILL - PRIMARY CORRESPONDENT WITH DALLAS. ALSO VERY INTO SABERMETRICS. (EDITOR'S NOTE: BILL WRITES THE "BASEBALL ABSTRACT" EVER YEAR AND IT IS SOME KIND OF WORK! IF YOU HAVE NEVER SEEN IT, I SUGGEST THAT YOU WRITE TO BILL.)

1981 Season Story

A LACKLUSTER FIRST-HALF DOOMED TO SECOND PLACE, WHAT LOOKED LIKE A VERY STRONG TEAM, CAPABLE OF FIGHTING HUDSON DOWN TO THE WIRE. AT THE SEASON'S MID-POINT, THE TEAM WAS BARELY OVER .500 AND ONLY A STRONG FINISH, AFTER FALLING 20-ODD GAMES BEHIND HUDSON, GOT THE CLUB TO A FINAL 93-67 RECORD. LACK OF CLUTCH-PITCHING BY THE "STRONG-ON-PAPER" BULLPEN, WAS THE PRIME CAUSE OF THE FIRST-HALF PROBLEMS. DANNY DARWIN'S 4-7, 4.17 ERA, WAS A MAJOR DISAPPOINTMENT. TEAM MVP, DALE MURPHY, HIT .300, WITH 38 HR'S & 124 RBI'S. ANDRE DAWSON (.301, 21, 97) AND JACK CLARK (.280, 21, 91) ADDED SUPPORT. PITCHING SURPRISE WAS STARTER LEN BARKER, WHO TURNED IN A 19-5 RECORD & 3.11 ERA.



TEAM: L&M LIBRAE
 MANAGER: ADAMS/JAMES
 HOME PCT: .597 (.625)

TML II
 1981

THRU: SERIES 12.0
 DEF DP: 131
 PIT ERR: 5

AB	PLAYER	PCT.	G	GU	AB	R	H	RBI	2B	3B	HR	SLG.	BB	SO	E	SH	SF	SB	CS	WH
	DALE MURPHY	.300	152	2	606	105	182	124	28	0	38	.535	55	130	17	0	2	9	5	14
	GANTNER	.217	120	20	414	36	90	42	13	1	0	.254	25	32	11	0	10	7	6	8
	TRAMMELL	.284	144	2	578	98	164	70	16	3	7	.358	75	80	14	3	13	7	11	10
	DAR EVANS	.279	155	1	570	86	159	86	16	0	22	.423	77	68	16	1	3	17	1	9
	RICHARDS	.284	154	1	662	93	188	42	27	3	4	.352	53	57	5	3	1	52	21	5
	DAWSON	.301	146	0	588	97	177	97	44	5	21	.500	40	72	2	0	9	28	5	8
	JACK CLARK	.280	123	1	475	89	133	91	21	10	21	.499	59	50	5	0	5	1	2	13
	SUNDBERG	.277	149	4	527	55	146	77	25	1	9	.380	62	69	14	0	8	1	4	7
B	BROUHARD	.210	68	84	186	26	39	28	4	0	10	.392	10	43	1	0	0	0	1	1
D	HURDLE	.262	113	38	366	45	96	55	21	3	11	.426	36	65	0	0	5	0	0	5
B	B. PERKINS	.293	64	68	174	30	51	16	15	0	4	.448	20	16	2	0	0	3	1	3
B	WHITAKER	.266	82	73	244	25	65	25	11	2	2	.352	41	38	10	1	3	3	1	2
D	HEATH	.238	50	107	105	11	25	7	2	1	0	.276	3	10	0	1	0	1	0	1
A	HEEP	.217	58	92	69	6	15	9	7	0	0	.319	8	5	3	0	0	0	1	2
B	SCIOSCIA	.423	13	145	26	4	11	2	1	0	0	.462	5	2	0	0	0	0	0	0
B	KEVIN BELL	.333	9	149	15	3	5	0	0	1	0	.467	1	4	1	0	0	0	0	0
a	LITTLEJOHN	.000	2	158	0	0	0	0	0	0	0	.000	2	0	0	0	0	0	0	0

BAT TOTALS .276 160 XX 5605 809 1546 771 251 30 149 .411 572 741 106 9 59 129 59 88

GS/GR	PITCHER	ERA.	W	L	PCT.	SV	RP	GS	GR	CG	Sh	IP	H	R	ER	HR	BB	SO
38/ 0	D. LEONARD	4.20	18	13	.581	0	0	38	0	9	2	270.0	258	132	126	39	80	144
30/ 2	P. VUCKOVICH	4.31	13	13	.500	0	0	30	0	9	1	217.0	248	125	104	17	55	113
36/ 0	BARKER	3.11	19	5	.792	0	0	27	3	2	1	182.3	195	67	63	11	46	147
26/ 2	ZACHRY	3.59	10	8	.556	1	1	26	1	5	2	185.3	158	76	74	26	82	96
18/28	LUCAS	2.82	10	8	.556	4	5	18	18	3	0	137.3	156	57	43	8	25	59
0/75	QUISENBERRY	3.12	4	9	.308	18	22	0	66	0	0	101.0	101	42	35	7	16	34
2/51	DARWIN	4.17	4	7	.364	17	21	0	44	0	0	73.3	78	42	34	8	29	55
	REN MARTIN	1.87	3	0	1.000	2	3	2	28	0	0	57.7	51	13	12	1	21	28
36/ 0	MORRIS	4.13	2	0	1.000	0	0	3	24	0	0	56.7	61	27	26	8	20	16
14/ 0	L. CHRIST'SON	3.15	8	4	.667	0	0	14	0	4	2	91.3	81	33	32	6	36	46
33/ 2	KNEPPER	6.44	1	0	1.000	0	0	2	15	0	0	29.3	44	24	21	3	8	16
	LEAL	5.68	1	0	1.000	0	1	0	7	0	0	6.3	4	4	4	1	3	5
	AUGUSTINE	2.16	0	0	.000	1	1	0	11	0	0	16.7	15	6	4	0	3	5

PIT TOTALS 3.65 93 67 .581 43 54 160 217 32 11 1424.3 1450 648 578 135 424 764

MISCELLANEOUS '81 TEAM STATS

LONGEST WIN STREAK 14*
 LONGEST LOSS STREAK ... 6

1-RUN GAMES: 19-24 .442
 EXTRA-INNINGS: 2-11 .154
 FACE-TO-FACE: 5- 3 .625

WERE SHUTOUT 3

MOST RUNS(GAME) 18*
 MOST HITS(GAME) 20*
 MOST RUNS(INNING) 9*

* Team Record

MISCELLANEOUS TEAM RECORDS

LONGEST WIN STREAK 14*
 LONGEST LOSS STREAK ... 7

MOST RUNS(GAME) 18
 MOST HITS(GAME) 20
 MOST RUNS(INNING) 9

* Tied American Record

MOST UNEXPECTED PERFORMANCE

LEN BARKER

Mather Solons

1982 TEAM & MANAGER CHANGE

AKRON ATOMS
Barry Silvey
(see Page 124)

Koufax
3rd Place

Manager: JACK STEPHENS (MARRIED: REGINA)

Age: 37 **Occupation:** EWD/NAVIGATOR USAF


Other Leagues: ?????

Biographical Sketch

(YEARBOOK INFO SHEET NOT RECEIVED. DATA SUPPLIED FROM LAST SEASON'S YEARBOOK.) JACK IS A NATIVE OF MISSISSIPPI, BUT HAS BEEN ALL OVER THE WORLD IN THE USAF, INCLUDING JAPAN, KOREA, THAILAND, VIETNAM, TAIWAN, MATHER (SACRAMENTO, CA - TWICE), KESSLER (BILOXI, MS), AND A FOREIGN SERVICE TOUR IN MINOT, ND. JACK HAS PUT IN 15 YEARS IN THE USAF, IS AN AVID L.A. DODGERS FAN, AND LOVES TO TRADE!

1981 Season Story

(THE FOLLOWING WRITE-UP WAS SUPPLIED BY THE NEW MANAGER, BARRY SILVEY.) LOOKS LIKE IT WAS A FRUSTRATING YEAR FOR THE OLD MATHER FRANCHISE. NOW THAT THE CLUB IS IN AKRON, I PLAN ON BUILDING FOR THE FUTURE. IT APPEARS THAT THERE WERE SOME BRIGHT SPOTS IN THE SEASON, WITH PERFORMANCES FROM DUSTY BAKER, STEVE HENDERSON, AND PAUL MOLITOR. PITCHING WAS UNDOUBTEDLY THE FRANCHISE'S DOWNFALL. PITCHING IS THE NUMBER ONE PRIORITY FOR THE '82 AKRON ATOMS.



TEAM: MATHER
 MANAGER: J.STEPHENS
 HOME PCT: .438 (.000)

TML II
 1981

THRU: SERIES 12.0
 DEF DP: 126
 PIT ERR: 11

AB	PLAYER	PCT.	G	GU	AB	R	H	RBI	2B	3B	HR	SLG.	BB	SO	E	SH	SF	SB	CS	WH
D	RON JACKSON	.244	83	75	246	25	60	36	10	4	3	.354	15	33	8	0	4	0	2	1
	MOLITOR	.290	115	5	480	77	139	32	30	1	6	.394	42	60	5	3	4	26	7	2
	U.L.WASH'TON	.270	152	0	556	67	150	43	17	4	3	.331	50	78	25	4	3	19	3	3
	HOWELL	.218	138	2	519	48	113	66	20	8	11	.351	36	87	18	0	6	0	0	3
	Dw. MURPHY	.281	153	0	572	83	161	64	16	0	10	.362	88	101	1	10	4	25	12	8
	BAKER	.312	150	2	593	85	185	138	26	3	29	.513	53	65	6	0	11	12	10	13
	S. HENDERSON	.299	104	49	344	43	103	48	14	4	7	.424	39	57	2	1	4	11	8	3
C	YEAGER	.250	67	93	88	10	22	10	3	0	1	.318	8	21	1	0	2	1	1	2
D	D. DAVIS	.281	44	116	160	14	45	23	9	0	0	.338	5	22	0	0	3	1	0	2
	WILLS	.252	127	31	457	59	115	39	20	2	8	.357	48	57	15	2	5	12	3	7
D	RUDY LAW	.240	92	61	358	41	86	27	7	3	0	.277	14	21	3	2	1	33	7	2
	MEYER	.251	100	48	374	38	94	23	25	5	3	.369	14	32	16	0	1	0	3	2
C	D. THOMAS	.229	27	132	70	7	16	15	3	1	1	.343	6	5	1	0	0	0	0	3
B	P. GUERRERO	.354	39	117	130	18	46	18	10	2	7	.623	6	18	1	0	0	1	0	1
C	BERRA	.257	12	148	35	5	9	3	1	1	0	.343	0	10	1	1	0	2	0	0
C	JER WHITE	.288	35	121	125	22	36	18	2	2	3	.408	18	17	2	0	2	4	2	1
C	WHITT	.235	104	45	294	27	69	35	14	1	5	.340	23	35	3	0	1	2	1	3
B	FERGUSON	.295	49	110	132	22	39	25	6	1	10	.583	18	27	0	0	2	4	1	2
BAT TOTALS		.269	160	XX	5533	691	1488	663	233	42	107	.384	483	746	118	23	53	153	60	58

GS/GR	PITCHER	ERA.	W	- L	PCT.	SV	RP	GS	GR	CG	Sh	IP	H	R	ER	HR	BB	SO
	GOLTZ	5.75	10	*24	.294	0	0	*39	0	6	0	230.0	331	161	147	19	75	109
	ZAHN	5.70	14	22	.389	0	0	*39	0	20	2	277.7	*379	*183	*176	21	88	126
33/ 1	HOOTON	4.96	11	15	.423	0	0	34	0	5	1	223.3	230	136	123	34	64	113
32/ 0	WELCH	4.34	10	18	.357	0	0	31	0	5	1	205.3	194	120	99	28	104	130
	MIRABELLA	6.64	4	6	.400	0	0	14	1	1	0	78.7	111	60	58	7	36	38
0/61	CASTILLO	2.62	2	5	.286	15	17	0	60	0	0	86.0	54	29	25	6	46	54
0/61	BAIR	4.74	0	0	.000	1	1	0	11	0	0	19.0	21	15	10	2	8	13
0/59	S. HOWE	3.47	3	4	.429	12	15	0	48	0	0	85.7	104	37	33	4	27	40
12/47	SHIRLEY	5.66	2	3	.400	1	2	3	18	0	0	49.3	62	31	31	6	22	26
0/40	SAUCIER	4.57	2	0	1.000	0	2	0	39	0	0	67.0	86	36	34	6	19	34
0/60	HEAVERLO	3.05	4	0	1.000	1	5	0	34	0	0	59.0	55	22	20	3	19	28
	OTTEN	5.27	0	1	.000	0	0	0	8	0	0	13.7	19	11	8	0	9	9
PIT TOTALS		4.93	62	98	.388	30	42	160	219	37	4	1394.7	1646	841	764	136	517	720

MISCELLANEOUS '81 TEAM STATS

LONGEST WIN STREAK 8*
 LONGEST LOSS STREAK ... 11*

1-RUN GAMES: 15-19 .441
 EXTRA-INNINGS: 3- 2 .600
 FACE-TO-FACE: 2- 4 .333

WERE SHUTOUT 12

MOST RUNS(GAME) 18
 MOST HITS(GAME) 21*
 MOST RUNS(INNING) 7

* Team Record

MISCELLANEOUS TEAM RECORDS

LONGEST WIN STREAK 8
 LONGEST LOSS STREAK ... 11

MOST RUNS(GAME) 19
 MOST HITS(GAME) 21
 MOST RUNS(INNING) 8

MOST UNEXPECTED PERFORMANCE

DAVE HEAVERLO

Pacific Goldeyes

Koufax
4th Place

Manager: GLENN BAILEY (MARRIED: WENDY)

Age: 37

Occupation: IMMIGRATION INVESTIGATOR

Other Leagues: BRA, RML, BIG, SUPER, GHHL (HOCKEY)

Biographical Sketch

FAVORITE SPORT IS BASEBALL. ALSO FOLLOW HOCKEY AND BOXING. HAVE TWO CHILDREN. WE'RE IN THE PROCESS OF MOVING TO WINNIPEG, MANITOBA. MAY TAKE A SHOT AT CROSS COUNTRY SKIING, IF I CAN FIND THE ENERGY!

1981 Season Story

WE HAD EXPECTED THIS TEAM TO BE SOLID ENOUGH FOR A .500 SEASON. IT SOON BECAME EVIDENT, WE HAD NOT IMPROVED MUCH FROM LAST SEASON'S SUB-PAR PERFORMANCE. PITCHERS WHO WERE COUNTED ON, FAILED TO PRODUCE, LIKE ERICKSON'S 4.60 ERA AND CANDELARIA'S 4.85 ERA. BULLPEN ACE LaCORTE HAD A 4.88 ERA! OUR MAIN OFFENSIVE PLAYERS, LIKE KEMP & ROSE, HIT 30-50 POINTS BELOW THEIR NORMAL AVERAGE! HOPEFULLY, NEXT YEAR, WE'LL FINALLY BE ABLE TO MAKE THIS CLUB COMPETITIVE AND GET THE FANS BACK INTO THE BALLPARK!!



TEAM: PACIFIC
MANAGER: G.BAILEY
HOME PCT: .413 (.000)

TML II
1981

THRU: SERIES 12.0
DEF DP: 125
PIT ERR: 6

AB	PLAYER	PCT.	G	GU	AB	R	H	RBI	2B	3B	HR	SLG.	BB	SO	E	SH	SF	SB	CS	WH
	PETE ROSE	.264	160	0	681	90	180	55	33	7	1	.338	60	41	13	2	3	10	8	6
	JULIO CRUZ	.202	108	10	351	41	71	21	6	1	1	.234	42	46	15	18	2	25	4	1
	RUSSELL	.259	129	4	552	38	143	41	27	1	3	.328	22	57	28	7	2	10	2	1
	DeCINCES	.224	145	4	557	63	125	64	21	2	19	.372	56	93	16	0	5	13	7	7
	G. MADDOX	.298	139	5	588	86	175	76	44	2	15	.456	22	42	1	0	6	27	4	14
	KEMP	.255	131	3	510	63	130	100	17	3	28	.465	50	61	1	0	5	0	2	15
	R. MILLER	.260	130	0	489	46	127	31	11	2	0	.290	46	74	3	8	4	8	3	5
	ASHBY	.224	96	61	353	21	79	31	16	2	2	.297	22	41	2	1	4	0	0	0
	BURROUGHS	.259	74	79	270	41	70	52	14	0	21	.544	29	53	0	0	3	0	0	1
	LUZINSKI	.236	92	58	322	44	76	54	17	1	21	.491	47	81	2	1	1	2	0	2
	TYSON	.230	70	85	261	25	60	16	14	2	1	.310	12	48	11	3	1	0	4	1
	McKAY	.207	17	142	58	6	12	7	3	0	0	.259	3	15	7	1	1	0	0	0
	ESSIAN	.255	31	127	110	6	28	4	2	0	1	.300	12	7	1	1	1	3	0	0
	FAHEY	.241	44	111	162	12	39	11	1	0	0	.247	7	15	1	7	0	3	0	3
	BAILOR	.169	67	87	183	19	31	14	3	3	0	.219	28	29	1	8	2	3	5	1
	BELANGER	.191	31	125	115	10	22	3	1	4	0	.270	7	11	4	3	0	4	1	0
	BAT TOTALS	.246	160	XX	5562	611	1368	580	230	30	113	.352	465	714	112	60	40	106	43	57

GS/GR	PITCHER	ERA.	W	L	PCT.	SV	RP	GS	GR	CG	Sh	IP	H	R	ER	HR	BB	SO
36/ 0	GURA	3.44	9	15	.375	0	0	36	0	12	3	267.0	264	111	102	17	68	100
27/ 5	ERICKSON	4.69	7	16	.304	0	2	27	5	4	1	180.3	201	97	94	13	58	83
31/ 0	ABBOTT	4.31	6	13	.316	0	0	31	0	5	0	210.7	257	116	101	26	49	73
34/ 1	CANDELARIA	5.04	10	18	.357	0	0	34	0	2	1	219.7	299	135	123	12	54	95
	WILCOX	5.77	5	9	.357	0	0	24	0	6	0	163.7	198	108	105	27	54	82
0/67	SOSA	1.72	9	5	.643	6	15	0	64	0	0	94.3	77	20	18	4	19	51
0/55	LaCORTE	4.79	9	6	.600	5	14	0	51	0	0	87.7	60	36	36	13	35	55
0/52	LITTLEFIELD	4.16	2	6	.250	4	6	0	48	0	0	62.7	81	34	29	4	17	27
8/40	F. NORMAN	5.56	2	9	.182	1	1	8	28	1	0	102.0	105	71	63	13	44	46
	JEFFERSON	4.60	0	4	.000	1	1	0	39	0	0	76.3	86	42	39	7	22	31
	PIT TOTALS	4.42	59	101	.369	17	39	160	235	30	5	1444.3	1628	770	710	136	420	643

MISCELLANEOUS '81 TEAM STATS

LONGEST WIN STREAK 5*
LONGEST LOSS STREAK ... 9

1-RUN GAMES: 24-32 .429
EXTRA-INNINGS: 12-15 .444
FACE-TO-FACE: 0- 0 .000

WERE SHUTOUT 12

MOST RUNS(GAME) 16*
MOST HITS(GAME) 18
MOST RUNS(INNING) 8*

* Team Record

• Tied Team Record

MISCELLANEOUS TEAM RECORDS

LONGEST WIN STREAK 5
LONGEST LOSS STREAK ... 20*

MOST RUNS(GAME) 16
MOST HITS(GAME) 21
MOST RUNS(INNING) 8

* TML Record

MOST UNEXPECTED PERFORMANCE

JEFF BURROUGHS

Rhode Island Reds

Musial
3rd Place
(tie)

Manager: GIL LECLERC (MARRIED: NANCY)

Age: 33 **Occupation:** LETTER CARRIER

Other Leagues: IRBL, CMBA

Biographical Sketch

HAVE WORKED FOR POST OFFICE FOR 11 YEARS. BEEN MARRIED FOR FOUR YEARS TO A GREAT WIFE, WHO IS NOT A SPORTS FAN, BUT IS VERY TOLERANT LIVING WITH A SPORTS FREAK, ESPECIALLY BASEBALL! IN ADDITION TO TABLE BASEBALL, MY OTHER HOBBIES INCLUDE RECORD COLLECTING, RACQUETBALL, GOLF, & MOTORCYCLING. AM HOPING TO STAY IN THE TML FOR MANY YEARS TO COME.

1981 Season Story

IN TEAM'S FIRST YEAR, NUMEROUS TRADES WERE MADE, TO TRY AND BE A CONTENDER. HOWEVER, TRADING EDDIE MURRAY TURNED OUT TO BE A BIG MISTAKE AND WE WILL PAY THE PRICE IN THE FUTURE. THE MOST PLEASANT SURPRISE WAS THE PITCHING, FINISHING 4TH IN TEAM ERA (3.76). BOB STANLEY (15-7, 2.67 ERA), JOE SAMBITO (23 SAVES, 2.20 ERA), AND ALAN HARGESHEIMER (13-8) WERE THE MOST EFFECTIVE. THE HITTING WAS INCONSISTENT MOST OF THE SEASON. NUMEROUS CLUTCH SITUATIONS WENT DOWN THE DRAIN DUE TO LACK OF A BIG HIT. GARY CARTER (38 HR's, 100 RBI's) HAD A GREAT YEAR. RON LeFLORE (.294 & A LEAGUE-LEADING 85 SB's) WAS A PERFECT LEAD-OFF MAN AND DAVE STAPLETON (.315, 78 RBI's) WAS IDEAL AS THE #2 HITTER.



TEAM: RHODE ISLAND
 MANAGER: G. LECLERC
 HOME PCT: .625 (.000)

TML II
 1981

THRU: SERIES 12.0
 DEF DP: 132
 PIT ERR: 9

AB	PLAYER	PCT.	G	GU	AB	R	H	RBI	2B	3B	HR	SLG.	BB	SO	E	SH	SF	SB	CS	WH
D	HEBNER	.258	106	34	387	44	100	65	8	9	13	.426	40	53	8	1	3	0	5	9
	STAPLETON	.315	114	-2	489	66	154	78	31	1	9	.438	23	42	15	1	3	8	2	12
D	MACKANIN	.287	117	29	342	40	98	25	18	0	3	.365	14	36	21	10	2	7	2	1
	REITZ	.255	141	11	525	46	134	56	28	0	9	.360	15	43	17	2	5	1	1	8
	LeFLORE	.294	142	0	602	99	177	45	28	12	5	.405	52	114	15	3	0	*85	14	5
D	WHITFIELD	.290	86	70	286	27	83	19	14	1	1	.357	15	36	1	2	1	2	5	4
C	C. WASHINGTON	.274	89	65	299	38	82	37	15	5	9	.448	12	77	2	0	0	15	6	5
	CARTER	.267	153	0	592	87	158	100	26	5	38	.520	51	71	8	3	5	4	1	9
D	ART HOWE	.289	110	40	367	38	106	50	16	5	10	.441	29	26	9	3	3	1	0	6
	WATSON	.255	130	3	521	60	133	73	19	5	12	.380	45	51	4	0	13	3	0	7
C	GRUBB	.252	84	66	238	33	60	21	3	1	11	.412	34	41	6	0	1	4	2	1
D	VERYZER	.276	81	77	196	12	54	20	4	0	0	.296	6	17	14	8	2	0	2	2
	MONDAY	.267	61	98	191	26	51	18	10	1	4	.393	16	54	3	0	0	0	1	5
	JER MORALES	.259	68	88	201	21	52	19	4	1	3	.333	8	30	2	1	3	5	4	3
	MONTANEZ	.227	37	120	97	8	22	10	2	2	1	.320	3	12	3	0	1	0	1	0
C	ASSELSTINE	.171	13	145	35	3	6	5	0	0	2	.343	1	7	0	1	0	0	0	2
B	KUIPER	.276	8	152	29	4	8	3	2	0	0	.345	0	0	2	0	2	0	0	1
B	M. WILSON	.335	62	98	176	32	59	14	9	6	0	.455	21	23	2	4	0	13	9	3
B	NICOSIA	.241	10	149	29	4	7	0	2	0	0	.310	5	4	0	0	0	0	0	0
	<STAT ERROR>	.000	0	0	0	0	0	0	0	0	0	.000	0	1	0	0	0	0	0	0
BAT TOTALS		.276	160	XX	5602	686	1544	658	239	54	130	.407	390	738	140	39	44	148	55	83

GS/GR	PITCHER	ERA.	W	- L	PCT.	SV	RP	GS	GR	CG	Sh	IP	H	R	ER	HR	BB	SO
33/ 0	RUTHVEN	3.90	12	15	.444	0	0	33	0	8	2	216.7	246	99	94	12	86	85
	HARGESHEIMER	4.54	13	8	.619	0	0	30	0	6	0	180.3	207	96	91	6	65	77
27/ 0	PASTORE	4.31	12	12	.500	0	0	27	0	8	1	183.7	186	92	88	22	62	106
24/ 0	RANDY JONES	4.14	10	6	.625	0	0	24	0	7	0	161.0	166	82	74	18	32	55
	F. MARTINEZ	3.88	9	10	.474	0	0	25	1	4	1	158.7	153	75	68	10	74	72
0/64	SAMBITO	2.20	7	8	.467	23	30	0	63	0	0	86.0	61	25	21	3	23	85
0/62	LAVELLE	3.68	4	3	.571	8	12	0	54	0	0	78.3	91	40	32	5	31	59
0/45	HRABOSKY	2.81	2	2	.500	1	3	0	41	0	0	67.3	48	22	21	9	32	38
0/37	PATTIN	4.63	0	3	.000	1	1	0	35	0	0	91.3	112	52	47	4	32	37
17/35	BOB STANLEY	2.67	15	7	.682	4	9	17	32	4	2	195.7	187	69	58	8	53	66
	SIL MARTINEZ	3.22	1	1	.500	0	0	4	0	1	1	22.3	19	8	8	5	9	12
PIT TOTALS		3.76	85	75	.531	37	55	160	226	38	7	1441.3	1476	660	602	100	499	672

MISCELLANEOUS '81 TEAM STATS

LONGEST WIN STREAK 7*
 LONGEST LOSS STREAK 7*

1-RUN GAMES: 31-24 .564
 EXTRA-INNINGS: 10- 4 .714
 FACE-TO-FACE: 4- 4 .500

WERE SHUTOUT 6

MOST RUNS(GAME) 15*
 MOST HITS(GAME) 22*
 MOST RUNS(INNING) 6

* Team Record

MISCELLANEOUS TEAM RECORDS

LONGEST WIN STREAK 7
 LONGEST LOSS STREAK 7

MOST RUNS(GAME) 15
 MOST HITS(GAME) 22
 MOST RUNS(INNING) 7

MOST UNEXPECTED PERFORMANCE

BOB STANLEY

San Joaquin Bandidos

Koufax
2nd Place

1982 TEAM & MANAGER CHANGE

PHILADELPHIA BLUE JAYS
Joe Steinmetz
(see Page 125)

Manager: LESTER FLEMING (MARRIED: CANDY)

Age: 35 **Occupation:** ATTORNEY


Other Leagues: GEL (COMMISSIONER), BRA (STATISTICIAN), SARBA, BROS.

Biographical Sketch

BORN IN MUSKOGEE, OKLA.; RAISED IN STOCKTON, CAL. PLAYED HIGH SCHOOL BASEBALL VERSUS JOE RUDI. NEVER ALLOWED RUDI A BASE HIT! MARRIED FOR 14+ YEARS WITH TWO SONS - MICHAEL 12 & MATTHEW 5. WAS A LETTER CARRIER FOR 9 AND A HALF YEARS, WHILE GOING TO SCHOOL AND THEN LAW SCHOOL AT NIGHT. CURRENTLY EMPLOYED BY SAN JOAQUIN COUNTY DISTRICT ATTORNEY'S OFFICE. BEGAN TABLE GAMING IN '77 IN AN OLD-TIMERS '61 LEAGUE, RUN OUT OF PITTSBURGH.

1981 Season Story

BANDIDOS' SEASON WAS NOT QUITE UP TO EXPECTATIONS, BUT WAS NOT A DISAPPOINTMENT EITHER, AS NOT MUCH WAS EXPECTED TO BEGIN WITH. REGGIE PUT A LOT OF PUNCH IN THE LINEUP, BUT MANAGED TO DO IT AT ALL THE NON-CRITICAL MOMENTS. PERRY & RYAN COMBINED FOR ALMOST HALF OF THE TEAM'S WINS! THERE WAS A TOTAL ABSENCE OF RELIEF PITCHING, WHICH COST SAN JOAQUIN 15-20 LATE-INNING LOSSES. HAD SJ HAD DECENT BULLPEN HELP, THE KOUFAX WOULD HAVE BEEN SOMEWHAT CLOSER.



TEAM: SAN JOAQUIN
 MANAGER: L.FLEMING
 HOME PCT: .500 (.000)

TML II
 1981

THRU: SERIES 12.0
 DEF DP: 123
 PIT ERR: 7

AB	PLAYER	PCT.	G	GU	AB	R	H	RBI	2B	3B	HR	SLG.	BB	SO	E	SH	SF	SB	CS	WH
	CAREW	.332	147	-1	614	98	204	59	36	3	7	.435	57	50	18	5	1	24	9	4
	LOPES	.262	137	0	493	54	129	52	16	2	11	.369	52	58	21	5	5	12	8	7
	TAVERAS	.269	143	6	528	58	142	47	22	0	0	.311	24	57	25	7	2	26	12	4
	CABELL	.281	145	11	533	49	150	51	16	11	1	.358	17	76	32	3	2	10	6	2
	Dw. EVANS	.269	145	2	577	83	155	97	43	5	27	.501	62	110	6	0	6	4	1	10
	MUMPHREY	.301	159	0	675	108	203	85	27	2	7	.378	56	121	6	1	4	64	8	7
	REG JACKSON	.270	142	1	562	96	152	134	25	2	*49	.584	59	139	13	0	4	2	3	12
D	TENACE	.221	110	36	357	70	79	84	16	3	21	.459	98	86	3	0	6	5	2	8
C	D. KINGMAN	.235	85	60	298	42	70	62	5	0	24	.493	27	55	3	0	5	4	1	7
D	JOSE MORALES	.291	76	72	275	40	80	40	15	3	8	.455	16	31	0	0	3	0	1	6
C	DEMPEY	.251	112	45	382	56	96	40	29	4	8	.411	37	62	3	0	2	2	1	6
	HERR	.262	50	110	145	18	38	8	9	2	0	.352	8	13	2	3	0	8	0	1
B	COWENS	.211	41	117	90	10	19	10	4	0	2	.322	6	13	1	0	0	2	0	0
D	RAMSEY	.216	17	143	37	2	8	2	1	0	0	.243	0	7	2	0	0	0	0	0
B	PRYOR	.277	12	148	47	5	13	5	1	0	0	.298	0	5	1	0	1	0	0	0
	J. NORRIS	.083	19	140	12	1	1	0	0	0	0	.083	2	3	1	0	0	0	0	0
	<STAT ERROR>	.000	0	0	0	0	0	0	0	0	-1	.000	0	0	0	0	0	0	0	0

BAT TOTALS .274 160 XX 5625 790 1539 756 265 37 164 .421 521 866 144 24 41 163 52 74

GS/GR	PITCHER	ERA.	W	L	PCT.	SV	RP	GS	GR	CG	Sh	IP	H	R	ER	HR	BB	SO
	KRUKOW	4.71	11	19	.367	0	0	36	0	3	0	242.7	246	143	127	27	111	121
35/ 0	RYAN	3.34	17	12	.586	0	0	35	1	12	4	264.0	233	108	98	12	123	230
32/ 2	PERRY	3.63	18	8	.692	0	0	32	0	7	1	225.7	265	108	91	6	54	121
27/11	T. UNDERWOOD	3.79	10	13	.435	1	3	27	10	5	1	199.7	198	98	84	16	70	102
7/ 5	LARSON	3.35	6	3	.667	0	2	6	7	2	0	51.0	44	19	19	7	17	21
	KERN	7.78	2	5	.286	12	14	0	*89	0	0	113.3	172	108	98	7	69	69
	GARLAND	5.71	7	9	.438	3	3	16	21	1	0	127.7	160	86	81	19	47	42
1/29	URREA	4.73	1	6	.143	8	8	1	28	1	0	59.0	74	34	31	4	23	22
8/25	HOOD	2.96	4	6	.400	2	4	7	19	2	1	76.0	74	34	25	6	22	40
	MOFFITT	5.62	0	3	.000	3	3	0	35	0	0	57.7	84	38	36	8	12	45
	LITTELL	8.35	0	0	.000	2	2	0	21	0	0	18.3	17	17	17	4	13	9
	<STAT ERROR>	0.00	0	0	.000	0	0	0	0	0	0	0.0	0	0	0	0	0	2

PIT TOTALS 4.43 76 84 .475 31 39 160 231 33 8 1435.0 1567 793 707 116 561 824

MISCELLANEOUS '81 TEAM STATS

LONGEST WIN STREAK 10 *
 LONGEST LOSS STREAK ... 7 *

1-RUN GAMES: 18-26 .409
 EXTRA-INNINGS: 4-10 .286
 FACE-TO-FACE: 0- 0 .000

WERE SHUTOUT 8

MOST RUNS(GAME) 17 *
 MOST HITS(GAME) 20
 MOST RUNS(INNING) 7

* Team Record

MISCELLANEOUS TEAM RECORDS

LONGEST WIN STREAK 10
 LONGEST LOSS STREAK ... 7

MOST RUNS(GAME) 17
 MOST HITS(GAME) 21
 MOST RUNS(INNING) 8

MOST UNEXPECTED PERFORMANCE

GENE TENACE & GAYLORD PERRY

Shiloh Skyhawks

Musial
2nd Place

Manager: BOB MOORE (MARRIED: LEANNA)

Age: 45

Occupation: EDITOR/TEACHER


Other Leagues: RML, GEL, APFL

Biographical Sketch

ENJOYED TABLE GAMING ALL MY LIFE; STARTED APBA IN 1960 & REPLAY IN 1974. IN RECENT YEARS, HAVE DEVOTED MORE ATTENTION TO WAR-GAMING; PRESENTLY CONCENTRATING ON LEARNING THE NUANCES OF SPI's "WAR IN THE PACIFIC." AFTER ALMOST THREE YEARS, HAVE ALMOST MASTERED IT!!

1981 Season Story

NOT QUITE ENOUGH HORSES TO CHALLENGE BOULDER FOR THE DIVISION TITLE; PRIMARILY DUE TO LACK OF FRONTLINE STARTING PITCHERS AND A SHALLOW RELIEF CORPS.



TEAM: SHILOH
 MANAGER: B. MOORE
 HOME PCT: .625 (.375)

TML II
 1981

THRU: SERIES 12.0
 DEF DP: 125
 PIT ERR: 6

AB	PLAYER	PCT.	G	GU	AB	R	H	RBI	2B	3B	HR	SLG.	BB	SO	E	SH	SF	SB	CS	WH
	BUCKNER	.320	140	1	613	82	196	76	*45	1	8	.436	20	21	12	1	4	2	5	10
	WILFONG	.264	143	6	518	81	137	60	20	4	16	.411	41	70	15	7	3	12	6	6
	BURLESON	.307	154	1	566	67	174	67	27	5	2	.383	48	44	35	7	2	11	11	2
	GEORGE BRETT	*.401	124	4	496	112	199	114	38	13	25	*.681	55	24	18	0	12	15	2	15
	ARMAS	.300	155	0	653	98	196	131	19	*16	32	.525	27	140	2	1	3	5	1	14
	JOSE CRUZ	.300	156	2	691	120	207	66	36	9	17	.452	40	76	11	0	3	30	9	10
	LANDREAUX	.254	103	36	397	40	101	54	14	11	4	.375	22	28	6	0	8	3	8	8
	WYNEGAR	.224	147	5	541	44	121	44	15	1	2	.266	65	53	10	1	3	1	1	5
	B. BROWN	.280	74	74	268	38	75	31	8	4	9	.440	17	57	1	1	2	10	2	5
	G. ADAMS	.290	84	68	283	28	82	29	8	1	7	.399	12	36	0	0	5	1	0	2
J	WOCKENFUSS	.235	70	79	213	27	50	30	4	0	11	.408	33	44	1	0	2	1	0	6
	MANNING	.236	52	103	106	17	25	14	1	0	3	.330	6	8	0	3	2	2	2	0
B	KLUTTS	.310	32	124	100	13	31	12	6	0	1	.400	4	17	7	0	1	1	2	3
	LMAR JOHNSON	.284	60	96	211	22	60	22	5	0	6	.393	15	22	2	0	2	0	1	2
B	B. STEIN	.270	35	123	89	5	24	8	3	0	1	.337	2	9	6	1	2	0	1	2
C	DYBZINSKI	.129	10	149	31	1	4	0	0	0	0	.129	1	2	1	3	0	0	1	0
	<STAT ERROR>	.000	0	0	0	1	0	0	0	0	0	.000	0	0	0	0	0	0	0	0
BAT TOTALS		.291	160	XX	5776	796	1682	758	249	65	144	.432	408	651	133	25	54	94	52	90

GS/GR	PITCHER	ERA.	W	L	PCT.	SV	RP	GS	GR	CG	Sh	IP	H	R	ER	HR	BB	SO
33/ 2	LANGFORD	3.32	19	11	.633	1	1	33	2	*21	3	273.7	233	117	101	26	87	106
29/ 6	SORENSEN	5.08	13	6	.684	2	3	29	6	6	0	205.3	274	123	116	12	47	58
25/ 4	TRAVERS	4.83	10	10	.500	0	0	25	1	4	2	180.3	158	94	86	29	49	61
21/ 0	SWAN	4.15	7	8	.467	0	0	21	0	3	1	141.0	130	68	65	24	36	84
19/ 2	LEA	3.15	8	6	.571	0	0	19	1	2	1	123.0	124	49	43	5	46	69
0/68	GARBER	6.32	3	6	.333	3	6	0	49	0	0	68.3	101	56	48	8	23	40
0/64	FARMER	3.54	4	5	.444	13	17	0	60	0	0	89.0	81	44	35	3	47	41
0/56	CASTRO	2.62	6	1	.857	13	19	0	42	0	0	55.0	60	22	16	1	10	14
7/36	DRAGO	3.16	9	3	.750	4	11	7	30	0	0	116.7	114	48	41	11	22	47
	DENNY	3.63	6	4	.600	2	2	12	12	1	0	104.0	132	48	42	3	47	54
9/ 9	AL WILLIAMS	4.68	4	6	.400	0	0	9	6	2	2	67.3	59	41	35	11	34	30
5/ 1	BYSTROM	5.28	3	2	.600	0	0	5	0	2	0	30.7	33	19	18	3	11	13
PIT TOTALS		4.05	92	68	.575	38	59	160	209	41	9	1434.3	1499	729	646	136	459	617

MISCELLANEOUS '81 TEAM STATS

LONGEST WIN STREAK 5*
 LONGEST LOSS STREAK 5

1-RUN GAMES: 30-18 .625
 EXTRA-INNINGS: 9- 7 .563
 FACE-TO-FACE: 7- 9 .438

WERE SHUTOUT 4

MOST RUNS(GAME) 14
 MOST HITS(GAME) 19
 MOST RUNS(INNING) 10*

* Team Record

MISCELLANEOUS TEAM RECORDS

LONGEST WIN STREAK 5
 LONGEST LOSS STREAK 8

MOST RUNS(GAME) 17
 MOST HITS(GAME) 20
 MOST RUNS(INNING) 10

MOST UNEXPECTED PERFORMANCE

RICK BURLESON

Sherlock C's

Koufax
1st Place

Manager: CARL CARPENTER

Age: 25

Occupation: ACCOUNTANT

Other Leagues: (NONE)

Biographical Sketch


(JUST WHEN I HAD MY "BIOLOGICAL" SKETCH ALL MADE UP, MIKE THROWS ME A CURVE BY ASKING FOR A "BIOGRAPHICAL" SKETCH THIS YEAR! THERE'S JUST NO PLEASING THE GUY!)

NOTHING MUCH NEW SINCE LAST YEAR. SOME OF MY OTHER HOBBIES INCLUDE TENNIS, SLOW-PITCH SOFTBALL, AND BEING SWEEP IN THE TML PLAYOFFS. (IF THE C's WIN THEIR DIVISION NEXT YEAR, THEY MAY BOYCOTT POST-SEASON PLAY.)

1981 Season Story

THE 1981 C's WERE A FUN TEAM TO MANAGE. PLATOONING AT C, 2B, 3B, LF, & RF BECAME A WAY OF LIFE, AS EVERY HITTER ON THE ACTIVE ROSTER WAS A REGULAR STARTER AGAINST EITHER LEFT OR RIGHT HANDED PITCHING. THE DEEP DEPTH SHOWED AS EVERY HITTER HAD AT LEAST 25 RUNS, 59 HITS, AND 27 RBI's. SIX PITCHERS WON 10 OR MORE GAMES, AND TOMHAUSMAN WAS THE ONLY PITCHER TO START GAMES FOR THE C's IN BOTH 1980 & 1981!

1981 WAS A PLEASURE TRIP (BUT PLEASE DON'T MENTION THE PLAYOFFS!). 1982 SHOULD BE A WILD SCRAMBLE IN THE KOUFAX DIVISION, WITH THE C's BEING HARD PRESSED TO STAY ON TOP.



Western Conference Champion

1980 Koufax Division Champ

TEAM: SHERLOCK
MANAGER: C. CARPENTER
HOME PCT: .625 (.000)

TML II
1981

THRU: SERIES 12.0
DEF DP: 120
PIT ERR: 1

AB	PLAYER	PCT.	G	GU	AB	R	H	RBI	2B	3B	HR	SLG.	BB	SO	E	SH	SF	SB	CS	WH
	K. HERNANDEZ	.295	157	0	655	119	193	105	38	4	18	.447	97	89	9	0	5	12	6	11
	OBBERKFELL	.330	124	32	412	54	136	46	37	1	6	.468	45	21	12	0	2	3	2	6
	OZ SMITH	.250	156	0	583	72	146	34	22	5	0	.305	46	42	25	4	5	36	18	5
D	W. GROSS	.269	111	32	391	53	105	78	20	2	13	.430	47	41	17	1	8	7	4	8
D	EASLER	.319	101	46	379	56	121	103	28	5	24	.609	33	72	4	0	6	4	5	13
	G. THOMAS	.221	160	0	657	107	145	134	26	5	42	.467	62	*178	5	0	7	3	3	15
	DILONE	.331	131	0	614	115	203	51	35	16	0	.440	38	66	6	1	3	55	18	4
	CERONE	.238	117	31	344	27	82	36	19	0	5	.337	25	46	6	0	4	2	0	5
D	L. ROBERTS	.296	74	84	230	42	68	30	10	2	7	.448	26	34	1	0	2	4	2	7
D	SUMMERS	.316	96	52	329	56	104	45	17	2	19	.553	49	54	0	0	2	4	2	3
D	AL WOODS	.300	83	70	290	49	87	39	17	1	8	.448	30	40	6	0	0	5	3	4
C	GRAHAM	.261	89	65	291	37	76	49	7	0	15	.440	7	39	8	0	0	0	0	7
	LARY PARRISH	.266	90	58	290	25	77	38	21	1	6	.407	10	53	13	0	3	0	3	5
B	GIBSON	.299	64	76	197	28	59	27	0	0	9	.437	10	53	3	0	3	3	9	2
D	A. BANNISTER	.283	76	79	244	25	69	30	8	0	0	.316	12	24	11	1	2	4	0	4
BAT TOTALS		.283	160	XX	5906	865	1671	845	305	44	172	.437	537	852	127	7	52	142	75	99

GS/GR	PITCHER	ERA.	W	L	PCT.	SV	RP	GS	GR	CG	Sh	IP	H	R	ER	HR	BB	SO
33/ 0	MIKE NORRIS	3.11	*22	6	.786	0	0	33	0	15	2	263.7	196	105	91	33	82	139
32/ 2	KEOUGH	3.19	16	6	.727	0	0	31	3	8	2	248.3	209	98	88	15	85	97
32/ 0	F. BANNISTER	3.93	11	10	.524	0	0	32	0	3	0	220.0	197	106	96	33	64	146
26/ 6	BOGGS	4.14	12	7	.632	0	0	26	5	3	1	180.3	180	91	83	13	54	78
14/35	KAAT	6.00	2	4	.333	2	2	14	18	1	0	93.0	146	69	62	5	11	37
0/78	HUME	3.59	10	6	.625	15	25	0	75	0	0	115.3	112	46	46	8	26	58
0/57	DAVE SMITH	2.39	12	7	.632	16	28	0	56	0	0	90.3	68	26	24	3	25	79
5/47	McCLURE	4.29	5	4	.556	7	10	5	38	0	0	71.3	72	35	34	9	26	30
32/ 1	DOTSON	6.44	7	4	.636	1	6	6	22	0	0	57.3	61	45	41	11	22	32
4/51	HAUSMAN	4.26	2	1	.667	0	0	4	26	0	0	61.3	71	37	29	8	9	27
6/ 0	MARTZ	3.26	2	1	.667	0	0	6	0	0	0	30.3	31	11	11	3	7	7
9/22	DAVE FORD	4.40	2	1	.667	0	1	3	14	0	0	47.0	42	27	23	7	8	12
PIT TOTALS		3.82	103	57	.644	41	72	160	257	30	5	1478.3	1385	696	628	148	419	742

MISCELLANEOUS '81 TEAM STATS

LONGEST WIN STREAK 9*
LONGEST LOSS STREAK 5*

1-RUN GAMES: 35-19 .648
EXTRA-INNINGS: 17-13 .567
FACE-TO-FACE: 0- 0 .000

WERE SHUTOUT 2

MOST RUNS(GAME) 17*
MOST HITS(GAME) 20*
MOST RUNS(INNING) 7

* Team Record

• Tied Team Record

MISCELLANEOUS TEAM RECORDS

LONGEST WIN STREAK 9
LONGEST LOSS STREAK 5

MOST RUNS(GAME) 17
MOST HITS(GAME) 20
MOST RUNS(INNING) 9

MOST UNEXPECTED PERFORMANCE

KEN OBBERKFELL

Toledo Tomcats

Mays
5th Place

Manager: BILL PARKS (MARRIED: CAROL)

Age: 39

Occupation: FOREMAN


Other Leagues: RML, FOOTBALL STRATEGY LEAGUE IN TOLEDO (F-F)

Biographical Sketch

BORN IN CINCINNATI IN 1942; REDS' FAN ALL THROUGH YOUTH. PRESENTLY A BILLY MARTIN/OAKLAND A's FAN. WORKING MIDNIGHT SHIFT FOR TRUCKING COMPANY, AND ATTENDING UNIV. OF TOLEDO DURING DAYS (COMPUTER PROGRAMMING & BUSINESS CLASSES). OLD APBA FAN/PLAYER; GAVE IT UP FOR "REPLAY" GAMES NOW. ALSO MEMBER OF LOCAL "WEST TOLEDO FOOTBALL GAMERS LEAGUE." 3RD YEAR AS CINCY BENGALS COACH, USING AVALON HILL'S FOOTBALL STRATEGY GAME. ACTIVE IN OTHER REPLAY LEAGUES, TOO. OTHER INTERESTS - COACHING, PLAYING SOFTBALL, READING, MOVIES. OH, ONE OTHER (MY WIFE SAYS): EATING.

1981 Season Story

YOUNG TOMCAT CLUB IMPROVED BY 15 GAMES ON LAST YEAR'S RECORD, BUT STILL ENDED UP IN DIVISION CELLAR. FINISHED 7TH IN TEAM B.A., BUT WERE 2ND LOWEST HR CLUB IN LEAGUE, A GLARING WEAKNESS! ALSO, YOUNGSTERS MADE MOST ERRORS IN LEAGUE. PITCHING WAS A RESPECTABLE 4.05 ERA (12TH IN LEAGUE), BUT GAVE UP 166 HR's, BY FAR THE WORST IN LEAGUE. AND, THE HURLERS COMPLETED ONLY 26 GAMES, 3RD WORST. THESE AREAS WILL NEED IMPROVEMENT IN FUTURE, FOR THIS TEAM TO CONTEND. POSSIBLY EXPERIENCE WILL HELP, AND THE YOUNG CLUB WILL SURELY IMPROVE SOME WITH AGE. ALL IN ALL THOUGH, THIS YEAR'S IMPROVEMENT IN WINS, EVEN THOUGH NOT IN POSITION, WAS EXPECTED & WELCOMED. A .500 RECORD WAS THE GOAL, AND FELL ONLY 3 GAMES SHORT. WITH CONTINUED IMPROVEMENT, A 20-GAME JUMP IN WINS IS NOT IMPOSSIBLE. IN '82, TOMCATS WILL SHOOT FOR A .650 W/L PCT AND HOPE THAT WILL BE ENOUGH FOR A PENNANT. NEW FACES WILL PLAY PROMINENT ROLES!



TEAM: TOLEDO
MANAGER: B.PARKS
HOME PCT: .450 (.000)

TML II
1981

THRU: SERIES 12.0
DEF DP: 119
PIT ERR: 7

AB	PLAYER	PCT.	G	GU	AB	R	H	RBI	2B	3B	HR	SLG.	BB	SO	E	SH	SF	SB	CS	WH
	AIKENS	.260	135	17	465	47	121	91	26	0	17	.426	47	78	17	0	7	1	0	8
	HUBBARD SC	.325	98	24	363	46	118	50	23	2	5	.441	38	60	22	0	8	3	3	4
	YOUNT	.305	126	16	545	80	166	98	37	10	24	.541	20	55	28	3	4	10	1	10
	LANSFORD	.279	137	13	534	78	149	65	25	0	14	.404	48	74	18	1	4	8	3	10
	R. HENDERSON	.316	148	8	567	107	179	39	21	8	2	.392	100	64	7	0	4	62	18	2
	LEMON	.300	133	15	520	83	156	74	21	2	11	.412	66	69	5	0	3	4	3	13
	PUHL	.272	125	14	518	85	141	51	17	3	7	.357	53	47	0	6	3	19	10	9
D	TREVINO	.259	97	55	286	18	74	27	6	1	0	.287	9	38	2	0	5	0	2	2
C	BOB CLARK	.186	75	75	269	13	50	15	8	0	2	.238	10	44	0	0	1	0	3	2
C	WALLING	.309	70	79	236	26	73	31	3	6	3	.411	32	13	0	0	1	2	2	6
C	IVIE AA	.249	61	93	205	8	51	20	13	1	0	.322	6	37	5	0	4	0	1	2
C	T. KENNEDY SH	.227	73	85	225	14	51	25	8	2	4	.333	24	30	1	0	4	0	0	2
C	THON	.260	51	108	173	15	45	16	12	0	0	.329	7	19	10	5	0	2	0	1
C	BACKMAN	.267	22	129	90	6	24	8	3	0	0	.300	5	19	4	2	0	1	2	0
B	RAMIREZ R	.330	31	123	103	18	34	10	5	1	1	.427	2	13	7	4	0	3	0	0
C	PUJOLS SC	.197	41	119	127	10	25	12	5	0	0	.236	7	19	1	0	0	0	0	0
B	TRACY	.233	46	111	146	20	34	20	2	4	5	.404	19	44	2	2	0	1	2	3
C	CRAIG	.158	28	128	95	8	15	2	5	0	0	.211	9	17	1	2	0	3	1	0
B	B. EVANS	.254	26	131	71	11	18	5	0	0	0	.254	10	12	1	2	0	1	1	1
B	BERNAZARD	.250	25	133	84	7	21	6	3	0	1	.321	10	13	3	0	1	3	0	0
B	NARRON	.214	5	155	14	2	3	2	1	0	0	.286	1	1	0	0	0	0	0	0
BAT. TOTALS		.275	160	XX	5636	702	1548	667	244	40	96	.383	523	766	141	27	49	123	52	75

GS/GR	PITCHER	ERA.	W	L	PCT.	SV	RP	GS	GR	CG	Sh	IP	H	R	ER	HR	BB	SO
34/ 0	WHITSON	3.42	14	11	.560	0	0	34	0	10	4	239.3	275	101	91	16	74	92
33/ 0	SANDERSON	3.92	17	9	.654	0	0	33	0	5	2	222.7	193	106	97	28	66	129
26/ 6	SCHATZEDER	5.17	9	14	.391	0	1	26	6	3	2	174.0	194	114	100	31	64	87
25/ 2	PETRY SH	4.64	7	14	.333	0	0	25	2	1	1	161.0	196	96	83	12	78	86
24/ 5	DON ROBINSON	5.29	6	14	.300	0	2	24	5	2	0	156.7	190	99	92	28	48	95
0/55	VICTOR CRUZ	2.29	6	1	.857	9	15	0	53	0	0	66.7	56	20	17	8	18	54
12/41	SOTO	2.82	11	7	.611	9	13	12	35	4	2	159.3	118	54	50	17	68	133
7/42	P. UNDERWOOD	5.46	1	2	.333	3	3	3	33	0	0	62.7	85	41	38	8	13	37
3/30	STEWART	5.35	1	4	.200	1	1	3	21	1	0	72.3	71	45	43	10	36	38
0/33	JOHN JOHNSON SH	0.77	2	3	.400	7	9	0	32	0	0	35.0	21	7	3	1	15	28
1/22	GUY HOFFMAN	3.42	2	2	.500	6	8	0	21	0	0	26.3	16	10	10	2	12	19
	J. McLAUGHLIN	3.05	0	0	.000	1	1	0	22	0	0	38.3	33	14	13	4	12	21
/13	BEARD	6.19	1	2	.333	1	2	0	14	0	0	16.0	28	12	11	1	9	11
PIT TOTALS		4.08	77	83	.481	37	55	160	244	26	11	1430.3	1476	719	648	166	513	830

MISCELLANEOUS '81 TEAM STATS

LONGEST WIN STREAK 6*
LONGEST LOSS STREAK ... 6

1-RUN GAMES: 28-20 .583
EXTRA-INNINGS: 9- 7 .563
FACE-TO-FACE: 3- 5 .375

WERE SHUTOUT 6

MOST RUNS(GAME) 16
MOST HITS(GAME) 20*
MOST RUNS(INNING) 7*

* Team Record

• Tied Team Record

MISCELLANEOUS TEAM RECORDS

LONGEST WIN STREAK 6
LONGEST LOSS STREAK ... 7

MOST RUNS(GAME) 19
MOST HITS(GAME) 20
MOST RUNS(INNING) 7

MOST UNEXPECTED PERFORMANCE

GLENN HUBBARD

Wallhaven Offers

Mays
4th Place

Manager: DAVE SCOTT (MARRIED: JANE)

Age: 30 **Occupation:** REPORTER



Other Leagues: RML (COMMISSIONER), NORBL

Biographical Sketch

ORIGINALLY A STRAT-O-MATIC DEVOTEE. I BEGAN PLAYING REPLAY IN 1980. MY MILWAUKEE BRAVES WON THE RML CHAMPIONSHIP. ED LAING AND I ARE COMMISSIONERS OF THE REPLAY MONEY LEAGUE(RML)

1981 Season Story

LOSING 15 OF 16 TO HUDSON DOOMED THIS TEAM TO FAILURE, BUT THERE IS STILL SOME HONOR IN FINISHING 4TH IN THE MAYS DIVISION - CLEARLY THE BEST DIVISION IN THE TML. DICE ROLLING WAS THE CLUB'S BIGGEST PROBLEM, AS THE ENTIRE PITCHING STAFF PERFORMED WELL BELOW EXPECTATIONS. THE OFFERS, AND EVEN TOLEDO, WOULD HAVE BEEN CONTENDERS IN ANY OTHER AMERICAN ASSOCIATION DIVISION. THE TEAM SHOULD BE STRONG AGAIN IN 1982, ALTHOUGH L&M AND TOLEDO MUST BE CONSIDERED FRONT-RUNNERS. BY THE END OF 1982, THE HIGH AND MIGHTY TML LEADERS WILL FINALLY REALIZE THAT THE BEST REPLAY BASEBALL IS PLAYED IN OHIO. (EDITORS NOTE: WE LOVE NEW YORK!)



TEAM: WALLHAVEN
MANAGER: D.SCOTT
HOME PCT: .625 (.250)

TML II
1981

THRU: SERIES 12.0
DEF DP: 99
PIT ERR: 3

	PLAYER	PCT.	G	GU	AB	R	H	RBI	2B	3B	HR	SLG.	BB	SO	E	SH	SF	SB	CS	WH
	J. THOMPSON	.281	137	1	516	80	145	86	19	0	28	.481	77	103	8	0	2	4	2	9
	DAUER	.260	152	0	569	54	148	48	23	0	0	.301	43	36	13	0	6	5	1	7
	DeJESUS	.233	149	7	506	53	118	40	18	3	0	.281	51	72	*37	2	1	25	8	4
	HORNER	.267	127	0	502	82	134	96	18	3	43	.572	34	55	16	0	4	3	1	10
	D. COLLINS	.273	135	4	564	88	154	39	21	3	4	.342	50	67	5	2	0	65	15	2
D	REG SMITH	.283	110	16	389	66	110	63	19	0	21	.494	37	78	3	0	3	6	3	10
D	HARLOW	.243	113	42	370	52	90	32	12	5	4	.335	60	73	6	1	1	3	3	3
C	FOOTE	.261	74	76	207	18	54	38	10	1	10	.464	9	20	5	0	0	0	4	4
	McRAE	.306	111	32	363	56	111	51	27	2	5	.433	23	32	0	0	6	2	0	6
C	CROWLEY	.268	90	40	295	34	79	67	10	0	16	.464	31	31	0	0	1	0	1	10
	PACIOREK	.282	67	88	209	27	59	29	10	0	7	.431	6	28	4	0	1	0	1	4
D	OTT	.267	116	39	359	44	96	32	17	0	6	.365	28	42	6	1	3	1	3	3
D	TODD CRUZ	.350	19	141	40	4	14	2	1	0	0	.375	1	13	3	0	0	0	0	0
C	PICCIOLDO	.268	28	128	112	8	30	5	4	0	0	.304	0	23	2	0	0	1	0	0
C	KELLY	.256	79	76	266	46	68	25	9	1	3	.331	53	71	2	0	2	14	0	2
C	DIAZ	.063	7	153	16	0	1	0	0	0	0	.063	1	1	0	0	0	0	0	0
B	ALMON	.200	4	156	15	0	3	1	0	0	0	.200	1	4	0	0	0	1	0	0
C	FLANNERY	.125	10	150	16	1	2	0	0	0	0	.125	2	1	1	0	0	0	0	0
BAT TOTALS		.264	160	XX	5530	730	1459	671	231	22	147	.393	520	793	121	6	30	132	41	76

GS/GR	PITCHER	ERA.	W	-	L	PCT.	SV	RP	GS	GR	CG	Sh	IP	H	R	ER	HR	BB	SO
37/ 0	FLANAGAN	4.11	11		13	.458	0	0	37	0	7	2	241.0	278	131	110	29	58	123
36/ 0	McGREGOR	4.28	17		9	.654	0	0	36	0	8	1	252.3	294	127	120	27	61	105
31/ 0	BOB FORSCH	4.29	12		16	.429	0	0	31	0	5	2	201.3	246	107	96	12	43	85
30/ 0	HONEYCUTT	5.52	9		11	.450	0	0	30	0	5	1	176.0	213	113	108	34	56	62
8/16	ROY JACKSON	4.60	1		4	.200	1	1	8	9	0	0	58.7	67	32	30	3	23	51
0/67	MONGE	3.99	2		3	.400	3	5	0	43	0	0	56.3	54	29	25	11	17	33
0/64	STODDARD	1.86	3		4	.429	12	15	0	54	0	0	77.3	47	18	16	5	38	59
0/52	TIP MARTINEZ	3.04	6		4	.600	4	10	0	50	0	0	74.0	68	26	25	4	30	55
0/44	VERHOEVEN	5.40	6		3	.667	0	5	0	39	0	0	98.3	122	66	59	9	23	36
3/45	NOLES	4.32	5		3	.625	3	6	3	25	1	1	68.7	70	33	32	6	28	43
0/38	BECKWITH	2.81	2		4	.333	15	17	0	36	0	0	48.0	48	16	15	0	10	23
	HOYT	6.45	2		3	.400	0	0	6	0	2	0	37.7	72	35	27	2	14	17
	OWCHINKO	8.76	0		3	.000	0	0	4	0	0	0	12.3	24	17	12	3	5	4
	KEETON	6.00	0		1	.000	0	0	1	0	0	0	6.0	7	4	4	3	0	2
	FALCONE	2.53	3		0	1.000	0	0	4	0	0	0	21.3	14	6	6	1	5	15
	<STAT ERROR>	0.00	0		0	.000	0	0	0	0	0	0	0.0	-1	0	0	-1	0	0
	PIT TOTALS	4.32	79		81	.494	38	59	160	256	28	9	1427.3	1623	760	685	148	412	713

RELEASED PLAYERS:

	PLAYER	PCT.	G	GU	AB	R	H	RBI	2B	3B	HR	SLG.	BB	SO	E	SH	SF	SB	CS	WH
B	A.RODRIGUEZ	.171	17	--	41	2	7	1	2	0	0	.220	5	6	2	0	0	0	1	0
A	BERGMAN	.257	23	--	74	11	19	9	8	0	0	.365	6	15	0	0	0	1	0	2
A	M. DAVIS	.417	3	--	12	0	5	2	2	0	0	.583	0	0	1	0	0	1	0	0
B	UNSER	.135	27	--	89	4	12	5	1	4	0	.236	2	22	4	0	0	0	0	0

MISCELLANEOUS '81 TEAM STATS

LONGEST WIN STREAK 6
LONGEST LOSS STREAK 9*

1-RUN GAMES: 23-27 .460
EXTRA-INNINGS: 2-9 .182
FACE-TO-FACE: 9-23 .281

WERE SHUTOUT 9

MOST RUNS(GAME) 14
MOST HITS(GAME) 19
MOST RUNS(INNING) 8*

* Team Record

* Tied Team Record

MISCELLANEOUS TEAM RECORDS

LONGEST WIN STREAK 11
LONGEST LOSS STREAK 9

MOST RUNS(GAME) 17
MOST HITS(GAME) 23
MOST RUNS(INNING) 8

MOST UNEXPECTED PERFORMANCE

RICK HONEYCUTT

A Word of Thanks

WE WOULD LIKE TO TAKE THIS OPPORTUNITY TO THANK ALL OF OUR ASSOCIATE MEMBERS FOR SUPPORTING OUR LEAGUE AND ESPECIALLY THOSE THAT HAD BEEN, AND THOSE THAT STILL ARE, WAITING FOR A TEAM TO JOIN US AS AN ACTIVE MANAGER. FOR THOSE ASSOCIATES THAT HAVE NOT RENEWED THEIR MEMBERSHIP IN THE LEAGUE FOR 1982, IT IS STILL NOT TOO LATE TO RENEW AND KEEP THE NEWSLETTERS COMING, NOT TO MENTION MAINTAINING YOUR SPOT ON THE MANAGERS' WAITING LIST FOR TEAM OPENINGS.

ONCE AGAIN WE WANT TO ESPECIALLY THANK ART ALBANESE FOR COPYING THE COVER OF THIS SEASON'S YEARBOOK. SPECIAL THANKS TO LARRY'S WIFE DEBBIE, MIKE'S WIFE TERI, AND JIM'S WIFE JANET FOR THEIR HELP AND MOST OF ALL, THEIR UNDERSTANDING. EXTRA THANKS GO TO TERI FOR HER HELP IN MANAGING THE TROUBLED HOLLY FRANCHISE OF THE AMERICAN ASSOCIATION. ALSO, THANKS GO OUT TO JOHN BRODAK OF REPLAY INC. FOR SUPPLYING THE TROPHY FOR ROCKY HALL, OUR 1981 CHAMPION.

WE ARE LOOKING FORWARD TO ANOTHER SUCCESSFUL SEASON IN 1982! WE HOPE THAT ALL OF YOU CAN JOIN US AGAIN TO MAKE 1982 THE BEST SEASON YET!!

TML BOARD OF DIRECTORS

TML's No-Hitters

1 1980 - Dan Schatzeder(Rainier)
Ser 14, G #8 - RR @ AO
NO-HITTER for 8 innings
LOST: 1-0

3 1981 - Renie Martin(New York)
Ser 6, G #6 - NY @ OK
NO-HITTER for 9 innings
WON: 1-0

2 1981 - Floyd Bannister(Sherlock)
Ser 1, G #3 - SJ @ SC
NO-HITTER for 12' innings
LOST: 1-0 in 13th

4 1981 - Nolan Ryan(San Joaquin)
Ser 12, G #2 - SJ @ PG
NO-HITTER for 9 innings
WON: 4-0

(Boxscores and/or linescores of each gem can be found at end of book)

Some Notes from Mike

WELL, IT'S DONE! YOU NOW HAVE OUR SECOND SEASON'S YEARBOOK, THE CULMINATION OF NEARLY THREE MONTHS OF MY HARD WORK AND TIME! I DIDN'T THINK THAT IT WAS POSSIBLE TO IMPROVE OVER LAST YEAR'S BOOK, BUT I FEEL THAT THIS BOOK HAS A FEW IMPROVEMENTS, ESPECIALLY NOW THAT WE ARE BEGINNING TO BUILD A LEAGUE HISTORY (ESPECIALLY IN THE RECORDS DEPARTMENT, WHETHER IT BE TEAM OR INDIVIDUAL). THE TEAM STATS STILL HAVE AN ERROR OR TWO IN THE CROSS-CHECKING, BUT A BIG IMPROVEMENT FROM LAST YEAR. AS YOU CAN SEE, I AM KEEPING AMERICAN, NATIONAL, AND TML RECORDS IN THE MAJOR STAT CATEGORIES. EVEN THOUGH THE COMING SEASON WILL BE A SHORTENED ONE, WE CAN STILL WATCH OUR PLAYERS ADD TO THEIR CAREER TOTALS. MAYBE NEXT YEAR, WE WILL PUT TOGETHER SOME SORT OF A THREE YEAR CAREER LISTING FOR OUR PLAYERS.

BY THE WAY, I MUST CONGRATULATE ALL THE MANAGERS ON THEIR STAT REPORTING LAST SEASON. ON THE AVERAGE, IN ONE SERIES (I.E. 40 STAT REPORTS RECEIVED), USUALLY ONLY 2 OR 3 HAD ERRORS, OF WHICH ONE WAS A MAJOR ERROR (I.E. CROSS-CHECK). THAT IS A TREMENDOUS IMPROVEMENT OVER LAST YEAR. KEEP UP THE GREAT WORK!!

BEFORE I LEAVE, I WOULD LIKE TO LEAVE YOU WITH A PERSONAL NOTE ABOUT MYSELF. I PUT ABOUT 10-15 HOURS A WEEK INTO THIS LEAGUE DURING THE REGULAR SEASON (NOT COUNTING THE RUNNING OF MY OWN TEAM), IN ADDITION TO WORKING A FULL-TIME JOB, PARTICIPATING IN A FEW SPORTS HOBBIES, TAKING CARE OF MY HOUSE, BEING A HUSBAND, AND I AM STILL WORKING ON FINISHING UP MY MASTERS THESIS FOR MY M.S. DEGREE. AS YOU CAN PROBABLY IMAGINE, MY "FREE TIME" IS AT A PREMIUM. SO, IF YOU EVER RECEIVE A POSTCARD WARNING FROM ME THAT YOU THINK IS A BIT TOO STRAIGHTFORWARD AND IMPERSONAL, PLEASE PUT YOURSELF IN MY SHOES FOR A MINUTE. RUNNING A 40-TEAM LEAGUE IS FAR FROM EASY AND I THINK THAT WE HAVE DONE A GREAT JOB CONSIDERING THE ODDS. SO, HEED THE WARNING, BUT DON'T TAKE IT PERSONAL. I'M ONLY DOING MY BEST TO KEEP THIS LEAGUE AT THE TOP WITH ITS WELL DESERVED 1st CLASS RATING. YOUR HELP IS ESSENTIAL.

MY SINCEREST THANKS!!

MIKE LANDIN

NATIONAL

1981 FINAL STANDINGS

Northeastern

CLEMENTE

	W - L	PCT.	GB
OCEANICA	115- 45	.719	—
3-MILE ISL.	71- 89	.444	44
TROY	66- 94	.413	49
SARATOGA	65- 95	.406	50
NEW YORK	59-101	.369	56

MANTLE

	W - L	PCT.	GB
BERKSHIRE	106- 54	.663	—
COMMACK	94- 66	.588	12
MOHAWK TRAIL	87- 73	.544	19
PENNELVILLE	65- 95	.406	41
GREYLOCK	60-100	.375	46

Continental

RUTH

	W - L	PCT.	GB
NEW BRITAIN	104- 56	.650	—
UConn	95- 65	.594	9
NORTH OXFORD	77- 83	.481	27
GOthAM CITY	70- 90	.438	34
ZACA'S	63- 97	.394	41

AARON

	W - L	PCT.	GB
WOODSBEND	100- 60	.625	—
AUBURN	94- 66	.588	6
OZARK	80- 80	.500	20
RAINIER	73- 87	.456	27
DAYTON	56-104	.350	44

** 1981 National Playoff Results **

OCEANICA defeated BERKSHIRE 3 games to 2 to take the Northeastern Conference Title
 WOODSBEND defeated NEW BRITAIN 3 games to 2 to take the Continental Conference Title
 WOODSBEND defeated OCEANICA 4 games to 2 to take the National Association Pennant

Woodsbend Wardogs

Aaron
1st Place

Manager: ROCKY M. HALL (MARRIED: ALFREDA)

Age: 25 **Occupation:** JUVENILE COUNSELOR

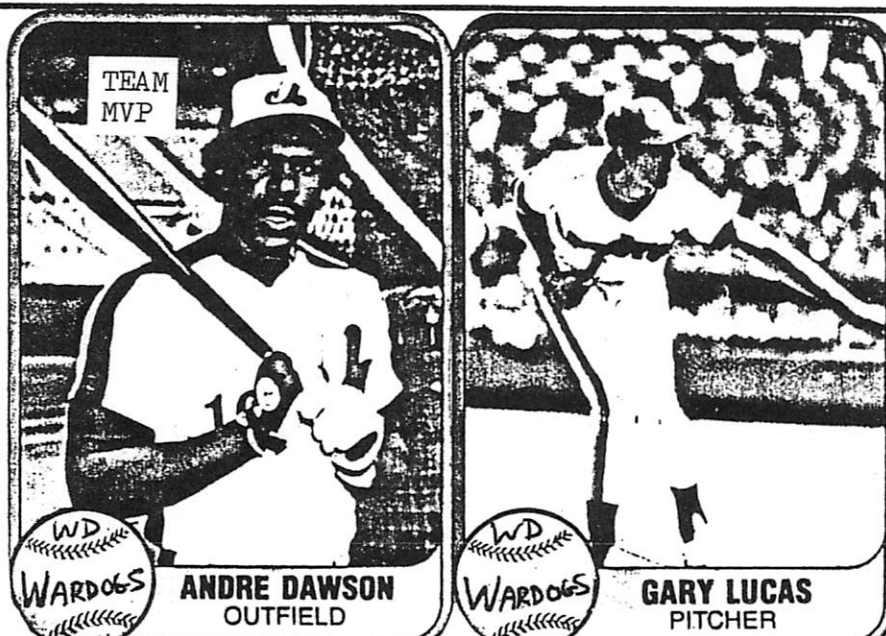
Other Leagues: (NONE)

Biographical Sketch

RAISED IN THE HILLS OF KENTUCKY. JUST A "GOOD OLE COUNTRY BOY." GRADUATED FROM MOREHEAD STATE UNIVERSITY WITH A B.A. IN CORRECTIONS IN '78. WORK AT WOODSBEND BOYS CAMP, A STATE INSTITUTION FOR JUVENILE DELINQUENTS. PLAYED APBA FOR 11 YEARS, NO MORE NOW, ONLY REPLAY. HAVE BEEN MARRIED 5 YEARS. HAVE TWO FUTURE PROSPECTS, MARY ROCHELLE (2.5 YEARS) & RANDY-JOE (7 MONTHS). LOVE TO TRADE & BUILD.

1981 Season Story

THE BIGGEST DECISION WAS WHETHER TO MAKE A GO FOR THE DIVISIONAL TITLE OR NOT. A FEW LAST MINUTE TRADES FOR MCGRAW, MONDAY, & RICKEY HENDERSON MADE UP MY MIND. AFTER STARTING OUT "ONLY" 29-27 AND BEING 48-42 AT ONE POINT, THE DOGS PUT IT TOGETHER, CLOSING THE SEASON WITH 24 WINS IN 27 GAMES, INCLUDING 13 IN A ROW. CLUB WAS 52-28 (.650) AT HOME AND 48-32 (.600) ON THE ROAD, INCLUDING 15 OF 16 AWAY WINS IN LAST TWO SERIES. WOODSBEND WENT INTO THE PLAYOFFS HOT AND NEVER COOLED OFF, GOING ALL THE WAY, WITH EVERYONE PRODUCING. WITH THE BATS OF DAWSON, HORNER, & MONDAY, THE SPEED OF HENDERSON & COLLINS, THE BULLPEN OF MCGRAW, HUME, & SOTO, AND THE DEFENSE OF HERNANDEZ, WILFONG, & THE "WIZARD OF" OZ SMITH, IT WAS A VERY GOOD YEAR.



TML Champion

TEAM: WOODSBEND
MANAGER: R.HALL
HOME PCT: .667 (.500)

TML II
1981

THRU: SERIES 12.0
DEF DP: 121
PIT ERR: 1

AB	PLAYER	PCT.	G	GU	AB	R	H	RBI	2B	3B	HR	SLG.	BB	SO	E	SH	SF	SB	CS	WH
	K. HERNANDEZ	.298	159	0	604	106	180	90	38	6	12	.440	90	72	5	0	7	11	6	20
	WILFONG	.237	134	17	376	42	89	38	6	4	8	.338	31	57	7	14	1	4	2	6
	OZ SMITH	.219	156	1	570	73	125	43	17	10	0	.284	61	42	34	26	3	43	12	5
	HORNER	.240	143	0	575	76	138	115	12	1	41	.478	31	58	29	0	5	4	1	14
	R. HENDERSON	.292	155	1	606	99	177	57	21	2	5	.358	*107	55	7	3	3	*83	24	7
	DAWSON	.302	150	1	603	99	182	97	45	10	21	.514	44	71	4	0	8	35	6	13
	LEZCAND	.208	114	23	307	37	64	40	12	1	13	.381	37	48	1	0	1	1	0	2
	CERONE	.252	147	0	536	65	135	65	31	3	14	.399	33	69	10	0	7	1	3	5
	D. COLLINS	.305	142	0	583	79	178	73	16	3	5	.369	56	79	0	1	7	76	*31	11
B	MONDAY	.288	92	63	198	29	57	44	5	0	10	.465	26	38	2	0	0	1	0	3
B	HANCOCK	.222	74	71	189	16	42	28	12	0	2	.317	8	23	3	0	1	0	1	3
B	KLUTTS	.210	44	114	81	7	17	9	2	0	2	.309	9	23	0	0	2	0	1	2
	HUBBARD	.282	72	70	170	30	48	20	8	1	4	.412	20	28	4	1	0	3	2	2
B	ROSELLO	.182	66	94	37	5	6	5	0	0	1	.243	2	9	2	0	2	0	0	2
B	J. NORRIS	.158	68	87	57	10	9	3	2	0	0	.193	8	6	4	0	0	2	0	0
A	BORGSMANN	.308	28	128	65	8	20	16	4	0	2	.462	10	7	0	0	2	0	0	2
BAT TOTALS		.264	160	XX	5557	781	1467	743	230	41	140	.396	573	685	113	45	49	264	89	97

GS/GR	PITCHER	ERA.	W	L	PCT.	SV	RP	GS	GR	CG	SH	IP	H	R	ER	HR	BB	SO
30/ 2	P. VUCKOVICH	3.30	16	11	.593	0	1	30	2	6	1	215.3	177	87	79	19	74	109
29/ 6	SORENSEN	3.15	17	9	.654	0	1	29	6	4	3	185.7	215	70	65	5	43	55
34/ 1	CANDELARIA	5.45	4	10	.286	0	0	27	8	1	0	158.7	210	108	98	10	36	66
27/ 0	PASTORE	3.72	12	10	.545	0	0	27	0	3	0	184.0	165	89	76	21	54	97
18/28	LUCAS	2.72	16	2	*.889	1	4	18	28	4	3	158.7	153	54	48	11	40	80
0/78	HUME	2.06	8	3	.727	22	30	0	*78	0	0	127.0	93	29	29	9	18	73
0/57	McGRAW	1.43	10	3	.769	16	26	0	57	0	0	88.3	61	15	14	7	17	60
12/41	SOTO	2.57	10	8	.556	3	8	12	41	4	1	196.0	150	64	56	19	89	136
24/ 5	DON ROBINSON	3.99	3	4	.429	0	1	12	11	0	0	76.7	75	41	34	14	23	52
6/13	WEAVER	5.59	0	0	.000	0	0	0	11	0	0	19.3	22	12	12	2	11	9
5/ 1	BYSTROM	2.17	4	0	1.000	0	0	5	1	1	1	37.3	28	10	9	4	11	21
	HARTZELL	0.00	0	0	.000	0	0	0	1	0	0	1.3	1	0	0	0	0	0
PIT TOTALS		3.22	100	60	.625	42	71	160	244	23	13	1448.3	1350	579	518	121	416	758

MISCELLANEOUS '81 TEAM STATS

LONGEST WIN STREAK 13*
LONGEST LOSS STREAK ... 5

1-RUN GAMES: 29-22 .569
EXTRA-INNINGS: 12- 6 .667
FACE-TO-FACE: 16-12 .571

WERE SHUTOUT 8

MOST RUNS(GAME) 20*
MOST HITS(GAME) 23
MOST RUNS(INNING) 8

* Team Record

• Tied Team Record

MISCELLANEOUS TEAM RECORDS

LONGEST WIN STREAK 13
LONGEST LOSS STREAK ... 8

MOST RUNS(GAME) 20
MOST HITS(GAME) 26
MOST RUNS(INNING) 9

MOST UNEXPECTED PERFORMANCE

GARY LUCAS

61.5

Oceanica Cyclones

Clemente
1st Place

Manager: MIKE LANDIN (MARRIED: TERI)

Age: 28

Occupation: METEROLOGIST


Other Leagues: (NONE)

Biographical Sketch

BORN IN NYC, RAISED ON LONG ISLAND, AND NOW LIVE NEAR ALBANY, NY. I AM STILL WORKING AS A METEROLOGIST AT S.U.N.Y. AT ALBANY, WHERE I BROADCAST WEATHER FORECASTS DAILY FOR TWO RADIO STATIONS IN THE ALBANY AREA. A FEW OF MY FRIENDS AND I HAVE FORMED A PART-TIME METEROLOGICAL CONSULTING FIRM, ASSOCIATED WEATHER SERVICES, AND WE ALREADY HAVE A BIG LIGHTNING CONTRACT WITH A MAJOR NY STATE POWER UTILITY. THE TML REMAINS MY NO. 1 HOBBY, AS IT REMAINS CLOSE TO HAVING A SECOND JOB! OTHER INTERESTS INCLUDE TENNIS & SOFTBALL, THE LATTER OF WHICH WILL BE A JOY TO PLAY AFTER THIS WINTER IS OVER!! MY LATEST FANTASY IS TO PLAY A SET OF TENNIS AGAINST ART ALBANESE (DOES HE WEAR TENNIS SHOES??).

1981 Season Story

THE CYCLONES ENJOYED A TREMENDOUS SEASON! AFTER SERIES 3, WITH A 38-6 RECORD, THEY HAD EFFETIVELY "CLINCHED" THE DIVISION. DURING THAT EARLY-SEASON SPURT, THEY SET A TML RECORD 17-GAME WINNING STREAK. THE BIG STORY WAS PITCHING. THE STAFF BOASTED THREE 20-GAME WINNERS IN NATIONAL CY YOUNG NORRIS(26-5), CY YOUNG RUNNER-UP CARLTON(22-8), & LANGFORD(21-8), WITH KEOUGH(19-11) JUST MISSING A 20-WIN SEASON! MIKE NORRIS WAS UNBELIEVABLE, SETTING TML RECORDS WITH HIS 26 WINS & 13 SHUTOUTS! RELIEF ACE, CORBETT, DID THE JOB WHEN NEEDED, BUT THE TEAM'S 102 COMPLETE GAMES LET HIM CATCH UP ON HIS READING. THE TEAM'S 31 SHUTOUTS WILL BE A TOUGH RECORD TO TOP. THE HITTING WAS NOT TO BE OVERLOOKED, WITH A LEAGUE-LEADING .287. OGLIVIE(116 RBI, 103 R, 45 HR) WAS OUTSTANDING! McRAE & CROWLEY TEAMED UP AT DH (.301, 96 RBI, 86 R, 16 WH). A TOTAL OF 9 HITTERS CLOUTED 10 OR MORE HOMERS. AFTER WINNING A TOUGH PLAYOFF WITH BERKSHIRE, LOSING TO WOODSBEND IN THE NATIONAL FINALS WAS A BIG DISAPPOINTMENT.



62

Northeastern Conference Champion

TEAM: OCEANICA
MANAGER: M.LANDIN
HOME PCT: .875 (.729)

TML II
1981

THRU: SERIES 12.0
DEF DP: 139
PIT ERR: 3

AB	PLAYER	PCT.	G	GU	AB	R	H	RBI	2B	3B	HR	SLG.	BB	SO	E	SH	SF	SB	CS	WH
	BUCKNER	.327	142	0	556	78	182	81	39	2	10	.459	14	13	20	1	7	1	1	15
	MORRISON	.291	160	0	605	79	176	84	45	0	14	.435	36	74	17	3	8	5	8	9
	TRAMMELL	.275	143	0	574	87	158	71	15	2	10	.361	62	74	16	2	12	11	9	16
	CABELL	.282	152	0	549	66	155	48	18	4	2	.341	26	72	32	3	5	20	3	5
	OGLIVIE	.284	147	0	563	103	160	116	14	0	45	.549	42	75	7	0	7	7	9	15
	CEDEÑO	.298	134	0	564	87	168	66	35	12	13	.472	48	93	5	0	2	31	15	10
	JOSE CRUZ	.313	157	0	632	109	198	73	33	3	13	.437	51	62	9	1	5	39	8	7
	LNCE PARRISH	.224	137	1	487	58	109	63	12	5	17	.374	38	105	6	0	2	5	4	11
	McRAE	.281	94	50	302	43	85	45	20	0	12	.467	14	42	0	0	4	4	0	7
C	CROWLEY	.320	99	51	297	43	95	51	13	0	14	.505	32	28	0	0	2	1	0	9
	NORDHAGEN	.257	48	106	136	11	35	14	2	0	2	.316	2	23	2	0	0	0	0	1
	PACIOREK	.235	28	131	51	3	12	3	2	0	0	.275	2	10	3	0	0	0	0	1
B	B. EVANS	.300	40	120	80	16	24	12	5	1	2	.483	13	13	4	6	0	0	0	0
C	B. MARTINEZ	.209	36	122	91	8	19	11	3	0	3	.341	2	17	1	2	1	0	0	2
B	SPILMAN	.252	48	108	123	8	31	24	8	0	2	.366	8	20	4	0	4	0	0	2
B	GUIRK	.313	13	146	16	3	5	3	0	0	0	.313	1	3	0	0	0	1	0	0
C	BIITTNER	.000	1	159	0	0	0	0	0	0	0	.000	0	0	0	0	0	0	0	0
A	L.SUTHERLAND	.000	24	136	0	7	0	0	0	0	0	.000	0	0	0	0	0	0	0	0

BAT TOTALS .287 160 XX 5626 809 1612 765 264 29 159 .429 391 724 129 18 59 125 57 110

GS/GR	PITCHER	ERA.	W	L	PCT.	SV	RP	GS	GR	CG	Sh	IP	H	R	ER	HR	BB	SO
38/ 0	CARLTON	2.76	22	8	.733	0	0	38	0	19	6	303.7	278	111	93	14	82	224
33/ 0	MIKE NORRIS	1.79	*26	5	.839	0	0	33	0	26	*13	271.7	190	58	54	20	83	151
33/ 2	LANGFORD	2.81	21	8	.724	0	0	33	2	25	2	294.3	266	101	92	28	43	107
32/ 2	KEOUGH	2.70	19	11	.633	1	1	32	2	23	4	279.7	230	96	84	23	87	120
17/ 0	J.R. RICHARD	2.42	12	3	.800	0	0	17	0	8	5	130.0	100	39	35	5	40	95
0/73	CORBETT	2.22	6	3	.667	18	24	0	45	0	0	56.7	47	15	14	5	17	28
2/70	CAUDILL	5.07	4	6	.400	2	5	2	28	0	0	49.7	52	28	28	7	26	35
5/47	McCLURE	3.60	5	1	.833	2	3	5	15	1	1	50.0	46	24	20	5	24	22
	BUSKEY	4.15	0	0	.000	0	0	0	5	0	0	8.7	14	4	4	1	5	6

PIT TOTALS 2.64 115 45 .719 23 33 160 97 102 31 1444.3 1223 476 424 108 407 788

MISCELLANEOUS '81 TEAM STATS

LONGEST WIN STREAK 17*
LONGEST LOSS STREAK ... 4

1-RUN GAMES: 31-15 .674
EXTRA-INNINGS: 8- 7 .533
FACE-TO-FACE: 65-31 .677

WERE SHUTOUT 7

MOST RUNS(GAME) 21*
MOST HITS(GAME) 25*
MOST RUNS(INNING) 12*

* Team Record

MISCELLANEOUS TEAM RECORDS

LONGEST WIN STREAK 17*
LONGEST LOSS STREAK ... 7

MOST RUNS(GAME) 21
MOST HITS(GAME) 25
MOST RUNS(INNING) 12*

* TML Record

• Tied TML Record

MOST UNEXPECTED PERFORMANCE

BILL CAUDILL

* 62.5 *

TML All Stars

(The players listed at positions were selected by balloting of the Managers in their respective Associations. The All Star games can be found on Pages 107-108.)

American Association

Western Conf.

1B - E.Murray(BL)
 2B - Oberkfell(SC)
 3B - G.Brett(SH)
 SS - Burleson(SH)
 OF - Foster(BL)
 OF - Baker(MS)
 OF - Jo.Cruz(SH)
 DH - Armas(SH)
 C - Carter(RI)
 SP - Carlton(HP)
 RP - Sosa(PG)
 RP - D.Smith(SC)

K.Hernandez(SC)	LeFlore(RI)
Trillo(HM)	W.Wilson(BL)
O.Smith(SC)	M.Norris(SC)
Ln.Parrish(HM)	Langford(SH)
Cedeno(BL)	Gossage(AG)
Easler(SC)	Sambito(RI)
Reg Jackson(SJ)	

Global Conf.

1B - Cooper(CB)
 2B - Grich(HD)
 3B - B.Bell(CB)
 SS - Yount(TT)
 OF - Oglivie(HD)
 OF - Hendrick(KG)
 OF - E.Valentine(HB)
 DH - Dawson(LM)
 C - Simmons(AA)
 SP - Clancy(HB)
 RP - Corbett(CF)
 RP - Tidrow(HB)

Garvey(CF)	Gullickson(CB)
Hubbard(TT)	Rogers(AK)
Schmidt(HB)	Ruhle(HD)
Horner(WV)	Stone(AA)
Sundberg(LM)	Burgmeier(HD)
Trammell(LM)	McGraw(HD)
R.Henderson(TT)	

National Association

Northeastern Conf.

1B - G.Brett(MT)
 2B - Morrison(OC)
 3B - Schmidt(TG)
 SS - Yount(MT)
 OF - Reg Jackson(BB)
 OF - Oglivie(OC)
 OF - Armas(MT)
 DH - Cooper(3M)
 C - Sundberg(SB)
 SP - M.Norris(OC)
 RP - Burgmeier(SB)
 RP - Gossage(NY)

W.Gross(PO)	L.Smith(NY)
Randolph(GG)	Bibby(BB)
B.Bell(CS)	Carlton(OC)
Trammell(OC)	Langford(OC)
Ln.Parrish(OC)	R.May(CS)
Baker(BB)	D.Smith(BB)
Lynn(GG)	

Continental Conf.

1B - J.Thompson(UC)
 2B - Stapleton(RR)
 3B - Cey(NB)
 SS - Smalley(NO)
 OF - J.Clark(DA)
 OF - Dw.Murphy(OK)
 OF - McBride(NB)
 DH - Horner(WD)
 C - Simmons(GC)
 SP - Dotson(OK)
 RP - Sambito(UC)
 RP - McGraw(WD)

K.Hernandez(WD)	Singleton(RR)
Mazzilli(NB)	Burns(NB)
Oberkfell(ZR)	McGregor(AO)
Concepcion(GC)	Ryan(ZR)
Carter(OK)	Lucas(WD)
R.Henderson(WD)	Sutter(RR)
Molitor(AO)	

American All Star Playoff

WESTERN	AB	R	H	BI	GLOBAL	AB	R	H	BI
OBERKFEH, 2b	1	0	0	0	DAWSON, DH	4	0	2	0
Re. JACKSON, ph-rf	2	0	0	0	YOUNT, ss	3	1	0	0
Jo. CRUZ, DH	3	0	1	0	TRAMMELL, ss	0	0	0	0
Lo. PARRISH, ph-DH	1	0	0	0	OGLIVIE, IF	2	0	0	0
G. BRETT, 3b	3	0	1	0	HORNER, ph	1	0	1	2
E. MURRAY, 1b	4	0	0	0	K. HERNANDEZ, ph-2b	1	0	0	0
FOSTER, IF	2	0	0	0	CORPHER, ph	2	0	0	0
TRILLO, 2b	2	0	0	0	GARVEY, ph-1b	2	0	0	0
BAKER, cf	3	0	2	0	HENDRICK, cf	3	0	0	0
K. HERNANDEZ, ph	1	0	0	0	B. BELL, 3b	2	0	0	0
CARTER, c	3	0	0	0	SCHMIDT, ph-3b	1	0	0	0
ARMAS, rf	1	0	0	0	E. VALENTINE, rf	3	0	0	0
W. WILSON, ph-1f	2	0	1	0	SIMMONS, c	2	0	0	0
BURLESON, ss	0	0	0	0	SUNDBERG, c	1	0	0	0
EASLER, ph	1	0	0	0	GRICH, 2b	1	0	0	0
D. SMITH, ss	1	0	0	0	R. HENDERSON, ph-1f	0	1	0	0
TOTALS	30	0	5	0	TOTALS	28	2	3	2

WESTERN	0	0	0	0	0	0	0	0	0
GLOBAL	0	0	0	0	2	0	0	1	2

WESTERN	IP	H	R	ER	BB	SO
CARTON	3	2	0	0	0	2
M. MORRIS	2	0	0	0	0	0
LANGFORD (LOSS)	0.1	0	2	2	2	0
SAMBITO	0.0	1	0	0	0	0
D. SMITH	1.1	0	0	0	1	0
GOSSAGE	1.1	0	0	0	0	1

PITCHED TO ONE BATTER IN 6th

GLOBAL	IP	H	R	ER	BB	SO
CLANCY	3	2	0	0	3	0
RUBLE	2.0	2	0	0	0	2
CORBETT (WIN)	1.2	1	0	0	0	0
McGRAW	1.1	0	0	0	0	2
ROGERS	0.1	0	0	0	0	0
GULLICKSON	0.1	0	0	0	0	0
TIDROW (SAVE)	0.1	0	0	0	0	0

PITCHED TO ONE BATTER IN 6th

GAME-WINNING RBI — HORNER
E-D. SMITH, DP-GLOBAL 1. LGB-WESTERN 7, GLOBAL 3. 2B-
HORNER. SS-DAWSON. R-HENDERSON. SH-OBERKFEH. 1BB-YOUNT
(BY LANGFORD).

THE SECOND ANNUAL AMERICAN ALL STAR PLAYOFF GAME BETWEEN THE WESTERN AND GLOBAL CONFERENCES WAS ANOTHER CLOSE ONE, BUT WAS COMPLETELY DOMINATED BY THE GLOBAL PITCHERS. (THE STARTING TEAMS CAN BE FOUND ON THE PRECEDING PAGE.) WESTERN STARTER STEVE CARLTON BREEZED THROUGH THE FIRST 3 INNINGS, ALLOWING ONLY 2 HITS. JIM CLANCY MATCHED CARLTON'S 3-INNING, 2-HIT SCORELESS STINT. MIKE NORRIS CAME IN AND HURLED 2 PERFECT INNINGS FOR THE WESTERNERS, WHILE VERN RUBLE ADDED 2 MORE ZEROS FOR THE GLOBAL TEAM. CORBETT STOPPED THE WESTERNERS IN THE 6th, AFTER GEORGE BRETT LED OFF WITH A SINGLE. THEN, IN THE HOME 6th, RICKEY HENDERSON PINCH-HIT FOR GRICH, WALKED AND STOLE SECOND. DAWSON FLEW OUT AND YOUNT WAS WALKED INTENTIONALLY. LANGFORD, WHO HAD STARTED THE INNING, WAS RELIEVED BY SAMBITO TO FACE OGLIVIE. BOB HORNER PINCH-HIT FOR OGLIVIE AND DELIVERED A 2-RUN DOUBLE! DAVE SMITH RELIEVED SAMBITO AND GOT OUT OF THE INNING. IN THE 7th WITH GLOBAL NOW UP 2-0, ARMAS RAPPED OUT A SINGLE AGAINST CORBETT, BUT CORBETT AND McGRAW PUT A STOP TO THAT RIGHT THERE. IN THE HOME 7th, SCHMIDT REACHED FIRST ON A OZ SMITH ERROR AND WAS THEN FORCED OUT BY VALENTINE. SUNDBERG LINED OUT AND HENDERSON DREW ANOTHER WALK. RICH GOSSAGE CAME IN AND GOT DAWSON TO GROUND OUT TO THIRD TO END THE INNING AND KEEP THE SCORE AT 2-0. BOTH TEAMS WENT DOWN IN ORDER IN THE 8th. STEVE ROGERS BEGAN THE 9th AND GOT TRILLO ON A GROUNDER TO SHORT. BILL GULLICKSON CAME IN TO FACE BAKER, BUT SAW PINCH-HITTER KEITH HERNANDEZ, WHO HE INDUCED INTO A GROUNDER TO SECOND. THEN, THE CALL WENT TO AMERICAN FIREMAN OF THE YEAR, DICK TIDROW. TIDROW GOT CARTER TO BOUNCE TO SHORT, ENDING THE GAME AND EARNING THE SAVE. THIS MARKED THE SECOND WIN FOR THE GLOBAL TEAM AND WAS THE FIRST SHUTOUT IN ALL STAR COMPETITION. (BOXSCORE OF GAME IS AT LEFT.)

National All Star Playoff

NORTHEASTERN	AB	R	H	BI	CONTINENTAL	AB	R	H	BI
YOUNT, ss	5	2	2	1	McBRIDE, rf	1	1	0	0
Lo. PARRISH, c	0	0	0	0	R. HENDERSON, ph-rf	3	0	0	0
ARMAS, cf	1	0	0	0	D. MURPHY, cf	5	0	2	0
LYNN, ph-cf	1	0	0	0	CLARK, IF	2	1	0	0
B. BELL, ph-3b	2	0	1	1	MAZZILLI, ph-1f	1	1	0	0
G. BRETT, 1b	5	1	2	0	HORNER, DH	5	2	1	2
Re. JACKSON, rf	3	0	0	0	THOMPSON, 1b	2	0	1	1
SCHMIDT, 3b	3	0	0	0	K. HERNANDEZ, ph-1b	2	0	2	0
L. SMITH, cf	1	0	0	0	STAPLETON, 2b	2	0	0	0
OGLIVIE, IF	3	1	0	0	MOLITOR, ph-2b	1	0	0	0
COOPER, DH	2	0	0	0	CARTER, c	1	0	1	2
BAKER, ph-DH	2	0	1	1	CEY, 3b	3	0	0	0
SUNDBERG, c	3	1	1	0	SHALLEY, ss	1	0	0	0
TRAMMELL, ph-ss	0	1	0	0	SINGLETON, ph	1	0	1	0
NORRISON, 2b	4	0	2	1	CONCEPCION, ph-ss	1	0	0	0
TOTALS	35	6	9	6	TOTALS	35	5	8	5

NORTHEASTERN	1	0	0	0	2	1	0	1	5
CONTINENTAL	2	0	1	0	0	0	2	0	0

NORTHEASTERN	IP	H	R	ER	BB	SO
M. NORRIS	2.2	2	3	2	2	2
R. MAY	0.1	1	0	0	0	0
BIBBY	0.2	0	0	0	0	0
BURGMEIER	0.1	0	0	0	0	0
CARTON	1.2	2	0	0	1	2
LANGFORD	0.1	1	1	1	1	0
D. SMITH (WIN)	2	2	1	1	0	1
GOSSAGE (SAVE)	1	0	0	0	0	0

PITCHED TO TWO BATTERS IN 7th

CONTINENTAL	IP	H	R	ER	BB	SO
DOTSON	3	3	2	2	1	0
RYAN	2	0	0	0	1	2
McGREGOR	0.2	2	2	2	1	0
SUTTER	0.2	1	1	1	0	0
McGRAW (LOSS)	2	1	1	1	0	2
SAMBITO	0.2	2	0	0	0	0

GAME-WINNING RBI — B. BELL
E-SCHMIDT, THOMPSON. LGB-NORTHEASTERN 6, CONTINENTAL 0.
2B-G. BRETT, MORRISON, BAKER. 3B-G. BRETT, YOUNT. HR-HORNER.
YOUNT. SS-SIMMONS. SF-ARMAS. Re. JACKSON.

THE SECOND ANNUAL NATIONAL ALL STAR PLAYOFF BETWEEN THE NORTHEASTERN AND CONTINENTAL CONFERENCES WAS A WILD ONE! (THE STARTING TEAMS CAN BE FOUND ON THE PRECEDING PAGE.) ROBIN YOUNT LED OFF THE GAME WITH A TRIPLE AND SCORED ON A TONY ARMAS SAC FLY. GEORGE BRETT FOLLOWED WITH A DOUBLE, BUT CONTINENTAL STARTER TERRY DOTSON RETIRED BOTH REGGIE JACKSON AND MIKE SCHMIDT. BOB HORNER IMMEDIATELY PUT THE CONTINENTAL TEAM ON TOP, WITH A 2-RUN HOMER OFF NORTHEASTERN STARTER MIKE NORRIS. THE NORTHEASTERNERS CAME RIGHT BACK IN THE SECOND, SCORING ONE WITH 2 OUT ON A WALK TO SUNDBERG, FOLLOWED BY A RUN-SCORING DOUBLE BY JIM MORRISON. IN THE HOME 3rd, A 2 OUT ERROR BY BRETT LED TO ANOTHER RUN, AS McBRIDE SCORED ON JASON THOMPSON'S SINGLE, THE LATTER FOLLOWING THE ERROR AND COMING OFF RUDY MAY IN RELIEF OF NORRIS. NOLAN RYAN CAME IN FOR THE CONTINENTALS AND HURLED 2 SCORELESS INNINGS WHILE BIBBY, BURGMEIER, AND CARTON HELD THE CONTINENTALS SCORELESS, KEEPING THE SCORE 3-1 CONTINENTALS. IN THE TOP OF THE 6th BRETT GREETED McGREGOR WITH A LEAD-OFF TRIPLE AND THEN SCORED ON A JACKSON SAC FLY. WITH 2 OUT, OGLIVIE WALKED AND THEN SCORED ON BAKER'S PINCH-HIT RBI-DOUBLE, PUTTING THE NORTHEASTERNERS UP BY A 4-3 SCORE. THE NORTHEASTERNERS MADE IT 5-3 ON A SOLO SHOT BY YOUNT, OFF BRUCE SUTTER. IN THE HOME 7th, DWAYNE MURPHY LED OFF WITH A SINGLE, AND ADVANCED TO SECOND WHEN JACK CLARK DREW A WALK. DAVE SMITH RELIEVED LANGFORD AT THIS POINT, AND GOT BOB HORNER TO BOUNCE BACK TO THE BOX FOR A F.C. AT THIRD. HERNANDEZ CAME THROUGH WITH HIS SECOND HIT, LOADING THE BASES. GARY CARTER FOLLOWED WITH A SINGLE, SCORING BOTH CLARK AND HORNER TO TIE THE SCORE AT 5-ALL. HERNANDEZ WAS GUNNED DOWN AT THIRD BY OGLIVIE. SMITH THEN STRUCK OUT CEY TO END THE INNING. BOTH TEAMS WENT DOWN IN ORDER IN THE 8th. WITH 1 OUT IN THE 9th, SUNDBERG SINGLED AND TRAMMELL RAN, ADVANCING TO SECOND ON MORRISON'S SINGLE, AND SCORING ON BELL'S 2 OUT WH-SINGLE. THE "GOOSE" CAME IN AND SMOKED THE CONTINENTALS IN THE HOME 9th, GIVING THE NORTHEASTERNERS THEIR RE-MATCH AGAINST THE AMERICAN GLOBAL. (BOX IS AT LEFT.)

TML All Star Game

NATIONAL	AB	R	H	BI	AMERICAN	AB	R	H	BI
YOUNT, ss	2	0	0	0	DAWSON, OH	2	0	0	0
M. GROSS, ph	1	0	1	0	HORNER, ph-OH	4	0	1	0
L. SMITH, pf-ff	3	0	1	0	YOUNT, ss	2	0	0	0
ARKAS, cf	2	0	0	0	R. HENDERSON, ph-ff	3	1	1	0
LYNN, ph-ff	2	0	0	0	OGLIVIE, lf	3	0	0	0
G. BRETT, 3b	0	0	0	0	COOPER, lb	3	0	0	0
Re. JACKSON, pf	1	1	1	1	GARVEY, lb	3	0	2	0
TRAMMELL, ss	0	0	0	0	HENDRICK, cf	2	0	0	0
SCHMIDT, 3b	0	0	0	0	SCHMIDT, ph-3b	3	0	1	1
OGLIVIE, lf	0	1	0	0	B. SELL, 3b	2	0	0	0
BAKER, ph-lf	0	0	0	0	TRAMMELL, ss	3	0	0	0
COOPER, OH	0	0	0	0	E. VALENTINE, pf	1	1	1	1
B. SELL, ph-OH	0	0	0	0	SIMMONS, c	2	0	1	1
SUNDBERG, c	3	0	1	0	HUBBARD, 2b	3	0	0	0
Lo. PARRISH, pf-c	2	0	1	0	GRICH, 2b	0	0	0	0
HARRISON, 2b	0	0	0	0	SUNDBERG, c	3	0	0	0
TOTALS	45	1	8	1	TOTALS	45	2	7	2

NATIONAL	0	1	0	0	0	0	0	0	0	1
AMERICAN	0	0	1	0	0	0	0	0	0	1

NATIONAL	IP	H	R	ER	BB	SO
M. NORRIS	2.2	2	1	1	0	0
R. MAY	2	0	0	0	1	0
D. SMITH	1.1	0	0	0	0	2
CARLTON	2	0	0	0	0	1
GOSAGE	1.2	2	0	0	0	0
BURGMEIER	1.2	2	0	0	0	2
BIBBY (LOSS)	1+	1	1	1	2	1

AMERICAN	IP	H	R	ER	BB	SO
CLANCY	3	2	1	1	0	2
GILICKSON	2	1	0	0	0	1
RULE	0.1	2	0	0	0	0
BURGMEIER	0.2	0	0	0	0	2
CORBETT	1+	2	0	0	0	1
McGRAW	2	0	0	0	0	0
TIDROW	1.2	1	0	0	1	0
STONE (WIN)	2.1	0	0	0	0	2

PITCHED TO ONE BATTER IN 6th
 GAME-WINNING RBI — SCHMIDT
 E-YOUNT(A), G. BRETT(N). DP-AMERICAN 2. LOB-NATIONAL 6,
 AMERICAN 11. 2B-SIMMONS(A). HR-Re. JACKSON(N). SS-G. BRETT
 (N). HP-R. HENDERSON (BY BIBBY). 1BB-OGLIVIE (BY BIBBY).
 BALK-BIBBY.

MVP - Stone

THE SECOND ANNUAL TML ALL STAR GAME SAW A RE-MATCH OF LAST YEAR'S OPPONENTS, THE NORTHEASTERN CONFERENCE OF THE NATIONAL AGAINST THE GLOBAL CONFERENCE OF THE AMERICAN (THE RESPECTIVE WINNERS OF THE ASSOCIATION ALL STAR PLAYOFFS.) WITH 2 OUT IN THE NATIONAL FIRST, GEORGE BRETT SINGLED AND STOLE SECOND, BUT WAS GUNNED DOWN AT THIRD BY HENDRICK, WHO RECEIVED SIMMONS ERRANT THROW ON THE STEAL. NATIONAL STARTER MIKE NORRIS COASTED THROUGH THE FIRST. AMERICAN STARTER JIM CLANCY WAS GREETED BY A SOLO HOMER BY THE NATIONAL HR-CHAMP REGGIE JACKSON, PUTTING THE NATIONALS UP 1-0. NORRIS BREEZED THROUGH THE AMERICAN SECOND. CLANCY HURLED A PERFECT THIRD INNING. THEN, IN THE AMERICAN 3rd, VALENTINE LED OFF WITH A SINGLE AND SCORED THE TYING RUN ON SIMMONS' RBI-DOUBLE. GRICH DREW A WALK, PUTTING RUNNERS ON 1st & 2nd. BUT, NORRIS GOT BOTH DAWSON AND YOUNT TO FLY OUT. RUDY MAY CAME IN TO GET OGLIVIE TO ALSO FLY OUT, ENDING THE INNING AND KEEPING THE SCORE AT 1-1. BILL GILICKSON PITCHED A FINE 4th & 5th INNINGS, WHILE MAY AND DAVE SMITH DID THE SAME FOR THE NATIONALS. THE NATIONALS PUT UP A THREAT IN THEIR 6th, BY PLACING RUNNERS ON 1st & 3rd WITH ONLY 1 OUT OFF VERN RUHLE. HOWEVER, TOM BURGMEIER CAME IN AND WHIFFED BOTH JACKSON AND SCHMIDT!! CORBETT AND MCGRAW HELD THE NATIONALS SCORELESS IN THE 7th, 8th, & 9th, WHILE CARLTON AND GOSAGE DID THE SAME FOR THE NATIONALS, PUTTING THE GAME INTO EXTRA-INNINGS, TIED AT 1-1. BOTH TEAMS THREATENED IN THE 10th, BUT COULD NOT SCORE. BOTH TEAMS WENT DOWN QUIETLY IN THE 11th & 12th. STEVE STONE, WHO HAD RELIEVED TIDROW BACK IN THE 11th, RETIRED ALL 7 BATTERS HE FACED, GIVING THE AMERICANS ANOTHER CHANCE IN THE BOTTOM OF THE 13th. WITH JIM BIBBY ON THE MOUND FOR THE NATIONALS, HORNER FANNED FOR THE FIRST OUT. BIBBY THEN HIT HENDERSON. AFTER NUMEROUS THROWS TO FIRST, IN AN ATTEMPT TO HOLD THE LIGHTNING-FAST HENDERSON, BIBBY BALKED, SENDING THE RUNNER TO SECOND. OGLIVIE WAS ISSUED AN INTENTIONAL PASS, BRINGING STEVE GARVEY TO THE PLATE. GARVEY HIT A SLOW BOUNCER TO SHORT AND BEAT IT OUT FOR A SINGLE, LOADING THE BASES. THAT BROUGHT UP MIKE SCHMIDT. SCHMIDT WORKED THE COUNT FULL AND THEN DREW THE BASES LOADED (GAME-WINNING) WALK! THIS WAS THE SECOND WIN FOR THE AMERICANS OVER THE NATIONALS. (THE BOXSCORE IS AT LEFT.) STEVE STONE WAS SELECTED THE "MVP" FOR HIS PERFECT EXTRA-INNING RELIEF WORK.

Boulder vs. Sherlock

FOR THE SERIES OPENER, BOULDER SENT DON SUTTON(14-10) UP AGAINST SHERLOCK ACE MIKE NORRIS(22-6). BOULDER TRIED TO PICK UP WHERE IT LEFT OFF LAST YEAR. RANDOLPH OPENED THE GAME WITH A WALK OFF NORRIS AND QUICKLY SCORED ON CEDENO'S 1-OUT DOUBLE. HERNANDEZ THEN GREETED SUTTON WITH A 1-OUT HOMER IN THE BOTTOM OF THE 1st TO TIE THE GAME AT 1-1. THE SCORE REMAINED 1-1 UNTIL THE SHERLOCK 5th. OZZIE SMITH OPENED THE INNING WITH AN INFELD HIT AND THEN SCORED ON MOOD'S 2-OUT SINGLE, PUTTING THE C'S ON TOP, 2-1. THEN, IN THE BOULDER 6th, WILLIE WILSON LED OFF WITH A DOUBLE, HOPING TO GENERATE SOMETHING, SPILMAN WAS SENT OUT TO BAT FOR CEDENO AND CAME THROUGH WITH A SINGLE, TO MOVE WILSON TO THIRD. RANDLE, RUNNING FOR SPILMAN, WAS FORCED AT SECOND BY OLIVER, WITH WILSON SCORING ON THE PLAY, ONCE AGAIN TYING THE GAME. ED MURRAY THEN BOUNCED INTO A DOUBLEPLAY TO END THE 'JAS RALLY. THE GAME REMAINED SCORELESS FOR THE NEXT SIX INNINGS, CAUSING EACH TEAM TO DIG DEEP INTO THEIR BULLPENS. SHERLOCK FAILED TO CASH IN ON CHANCES IN THE 11th(1st & 2nd, 2 OUT) AND 12th(1st & 2nd, 0 OUT). FINALLY, IN THE BOTTOM OF THE 13th, GORMAN THOMAS, WHO HAD COME IN AS A PINCH-HITTER FOR OBERKFELL BACK IN THE 9th, SMACKED A 2-RUN, GAME-WINNING HOMER OFF DYER MILLER, TO END THE GAME. MATT KEOUGH PICKED UP THE VICTORY, WITH 2/3 OF AN INNING OF RELIEF WORK.

GAME #2 FOUND BOULDER SENDING VIDA BLUE(11-10) UP AGAINST MATT KEOUGH(16-6) OF SHERLOCK. BOULDER BROKE OUT ON TOP IN THE 1st AGAIN AS CEDENO DOUBLED OFF KEOUGH WITH 2 OUT, AND OLIVER FOLLOWED WITH ANOTHER DOUBLE. C'S FANS BEGAN TO QUESTION THE WISDOM OF HAVING USED KEOUGH IN RELIEF IN YESTERDAY'S GAME. THEY DIDN'T WORRY LONG, BECAUSE BLUE WAS TREATED ROUGHLY BY THE C's HITTERS IN THE BOTTOM OF THE 1st. BANNISTER SINGLED WITH 1 OUT AND SCORED ON A CLOSE PLAY FOLLOWING A HERNANDEZ DOUBLE. GORMAN THOMAS THEN GOT WHAT TURNED OUT TO BE HIS SECOND WH WHEN HE SINGLED HOME HERNANDEZ. LARRY PARRISH THEN FOLLOWED GORMAN WITH A DOUBLE, MAKING IT 3-1 SHERLOCK. BLUE RETIRED THE NEXT SIX BATTERS, BUT WITH 2 OUT IN THE BOTTOM OF THE 3rd, THOMAS AND ROBERTS SINGLED. MINTON REPLACED BLUE. WAYNE GROSS PINCH-HIT FOR PARRISH AND WALKED, LOADING THE BASES. CERONE CAME THROUGH WITH A CLUTCH 2-RUN SINGLE TO GIVE KEOUGH A COMFORTABLE 5-1 LEAD. HERNANDEZ DOUBLED HOME 2 MORE RUNS IN THE 6th, AS BOULDER'S BATS CONTINUED THEIR VACATION. THE 'JAS MANAGED ONLY THREE SINGLES AFTER THE 1st INNING AND KEOUGH (WITH 9th INNING RELIEF HELP FROM DAVE SMITH) PICKED UP HIS SECOND WIN IN AS MANY DAYS. ON TO BOULDER

GAME #3 STARTERS WERE TOM BOGGS(12-7) FOR SHERLOCK AND JON MATLACK(14-10) FOR BOULDER. WITH 1 OUT IN THE SECOND, GEORGE FOSTER OPENED THE SCORING FOR BOULDER WITH A SOLD HOMER. THE SCORE STOOD 1-0 BOULDER, UNTIL THE 5th. IN THE HOME 5th, WITH 1 OUT, RANDOLPH DOUBLED AND ADVANCED TO THIRD ON A FLY OUT BY WILSON. CEDENO THEN DOUBLED RANDOLPH IN AND CEDENO SCORED ON AL OLIVER'S 2-RUN HOMERUN, PUTTING BOULDER ON TOP 4-0. THE 'JAS PARADE OF RELIEVERS PRODUCED A SLIENCING OF THE C's BATS, AS THE SCORE HELD AT 4-0 INTO THE 9th. WITH ROMO ON THE MOUND FOR THE 'JAS, THE C's QUICKLY WENT TO 2 OUT. THEN, GIBSON DRILLED A DOUBLE TO LEFT AND THE CALL WENT TO THE BULLPEN FOR TEKULVE. PINCH-HITTER CHAMP SUMMERS DREW A WALK AND HERNANDEZ CAME THROUGH WITH AN RBI-SINGLE, SCORING GIBSON AND SENDING SUMMERS TO THIRD. THE CALL WENT TO THE 'JAS PEN AGAIN, THIS TIME FOR SCURRY. OBERKFELL PUT DOWN A BEAUTIFUL SURPRISE BUNT, SCORING GIBSON AND SENDING HERNANDEZ TO THIRD (HAVING ADVANCED TO SECOND EARLIER ON THE THROW TO THIRD). THAT BROUGHT STORMIN GORMAN TO THE PLATE. SCURRY ENDED THE THREAT AND SAVED THE GAME BY FANNING THOMAS, FOR WHAT WAS GORMAN'S 4th WHIFF OF THE GAME!

STARTERS DON SUTTON AND MIKE MORRIS WERE SENT AGAINST ONE ANOTHER FOR A RE-MATCH OF GAME #1. AFTER TWO SCORELESS INNINGS (IN WHICH SUTTON HAD STRUCK OUT THE SIDE OPENING THE GAME!), BOULDER WAS AGAIN FIRST ON THE SCOREBOARD, THIS TIME ON A LEAD-OFF HOMER IN THE 3rd BY DAVE RADER. THE 'KAS ADDED ANOTHER RUN IN THE INNING, WHEN RANDOLPH WALKED, STOLE SECOND, AND SCORED ON A SINGLE BY THE RED-HOT CESAR CEDENO. SUTTON COASTED THROUGH THE 4th TO SET UP THE BIG 3-RUN 4th FOR HIS TEAM. SINGLES BY FOSTER, TEMPLETON, AND RANDOLPH, FOLLOWED BY A DOUBLE BY WILSON, LED TO THE 3-R BURNST AND THE 5-0 LEAD. SHERLOCK CAME BACK FOR 2 IN THE 6th, WHEN HERNANDEZ REACHED ON A RANDOLPH ERROR AND WOODS CLOUTED A 2-RUN SHOT. BOULDER ADDED ANOTHER IN THE 6th TO PUT THE SCORE AT 6-2, WHERE IT STOOD, AS SUTTON, WITH RELIEF HELP FROM AL HOLLAND, PROVED TOO MUCH FOR THE SUDDENLY STRUGGLING C's. ON TO THE FINALE

5

	1	2	3	4	5	6	7	8	9	R	H	E	
SHERLOCK	1	0	0	0	2	0	2	1	2	--	8	9	1
BOULDER	5	0	0	1	0	0	0	0	0	--	6	9	2
WIN-HUME(1-0)	SAVE-D.SMITH(1)						LOSS-D.MILLER(0-1)						
HR-EASLER(1), E.MURRAY(1), G.THOMAS(2)													

IN THE ALL-IMPORTANT 5th GAME, WE FIND MATT KEOUGH TAKING THE MOUND FOR SHERLOCK AND VIDA BLUE FOR THE 'JAS. WITH 2 OUT IN THE 1st, MIKE EASLER SOCKED A SOLO SHOT, GOOD FOR A 1-0 LEAD. THEN, IN THE 'JAS 1st, THE DAM BURST FOR MATT KEOUGH (GOING FOR HIS 3rd WIN IN THE SERIES), AS THE 'JAS ERUPTED FOR 5 BIG RUNS. RANDOLPH OPENED WITH A WALK AND ADVANCED TO SECOND ON A WALK TO HISLE, AFTER WILSON FLEW OUT. CARDENAL RAPPED OUT AN RBI-SINGLE, FOLLOWED BY A 2-RUN DOUBLE BY OLIVER, AND CAPPED BY A 2-RUN HOMER BY EDDIE MURRAY, SENDING THE EJECTED KEOUGH TO AN EARLY SHOWER!! BOULDER PICKED UP ANOTHER IN THE 4th WHEN HARRAH TRIPLD AND SCORED ON AN OZ SMITH ERROR. WITH THE SCORE 6-1, IT LOOKED BLEAK FOR THE C's. BUT, THEY CHIPPED AWAY AT THE FAMOUS 'JAS BULLPEN, SCORING A PAIR IN EACH THE 5th & 7th INNINGS, TO DRAW THE SCORE TO 6-5. WITH 2 OUT IN THE SHERLOCK 8th, STORMIN GORMAN LAUNCHED A GAME-TYING SOLO HOMER OFF 'JAS RELIEVER DYER MILLER. MEANWHILE, THE C's BULLPEN OF FLOYD BANNISTER, JIM KAAT, TERRY DOTSON, BOB McCLURE, AND TOM HUME WERE HOLDING THE 'JAS BATS AT BAY. IN THE VISITOR 9th, ALAN BANNISTER OPENED THE INNING WITH A SINGLE AND ADVANCED TO SECOND ON A SAC BY WAYNE GROSS. THAT BROUGHT MINTON IN TO THE GAME. HE WAS GREETED BY A RUN-SCORING TRIPLE BY OZ SMITH. SMITH THEN SCORED ON A SAC FLY BY DILONE, GIVING THE C's AN 8-6 LEAD! THE 'JAS CAME FIGHTING BACK AGAINST HUME, AS WILSON SINGLED LEADING OFF THE HOME 9th. HISLE FLEW OUT AND DAVE SMITH WAS CALLED IN TO FACE JOSE CARDENAL, WHO PROMPTLY SINGLED TO LEFT. WILSON ROUNDED SECOND AND HEADED TO THIRD, BUT WAS GUNNED DOWN BY A TREMENDOUS THROW BY KIRK GIBSON!! NOW, WITH 2 OUT, THE 'JAS HOPES RESTED WITH AL OLIVER. SMITH GOT OLIVER TO BOUNCE BACK TO THE BOX, GIVING THE WESTERN CONFERENCE CROWN TO SHERLOCK AND KNOCKING OFF THE DEFENDING TNL CHAMPS!

Boulder Livingjas

DEF. DP: 6; PIT. ERR: 0

PLAYER	AVG.	GP	GI	AB	R	H	BI	2B	3B	HR	BB	SO	E	SH	SF	SB	CS	WH
STAUB	.360	2	9	2	0	1	0	0	0	0	0	0	0	0	0	0	0	0
CEDENO	.590	4	0	10	2	5	4	3	0	0	4	1	0	0	0	2	0	0
SPILMAN	.333	4	0	3	0	1	0	0	0	0	0	0	0	0	0	0	0	0
HISLE	.250	2	0	4	1	1	0	0	0	0	2	0	0	0	0	0	0	0
FOSTER	.250	4	1	1E	2	4	1	0	0	1	1	1	0	0	0	0	0	1
RANDOLPH	.250	5	0	16	6	4	1	1	0	0	8	2	5	0	0	2	0	0
OLIVER	.208	5	0	24	2	5	6	2	0	1	4	0	0	0	0	0	0	0
M. WILSON	.208	5	0	24	1	5	1	3	0	0	0	1	0	0	0	1	0	0
Dave RAGER	.222	3	2	3	1	2	1	0	0	1	0	1	1	1	0	0	0	1
CARDENAL	.409	1	0	3	1	2	1	0	0	0	0	0	0	0	0	0	0	0
HARRAH	.176	5	0	17	1	2	1	0	0	0	0	0	0	0	0	0	0	0
TEMPLETON	.150	4	0	20	1	3	0	0	0	0	3	2	0	0	0	0	0	0
Ed MURRAY	.143	5	0	21	1	3	2	0	0	0	1	0	1	0	0	0	0	0
MAGNELSON	.000	3	0	2	0	0	0	0	0	0	0	2	0	0	0	0	0	0
SCONE	.000	3	2	6	0	0	0	0	0	0	1	0	0	0	0	0	0	0
RANDLE	.000	1	0	0	0	0	0	0	0	0	0	0	0	0	0	0	0	0

BAT TOTALS .218 5 5 179 19 39 18 9 1 4 19 20 8 1 0 5 0 2 2

PITCHER	ERA	GS	GR	CG	SH	IP	H	R	ER	HR	BB	SO	W	L	SV	RP
Don SUTTON	1.93	2	0	0	0	14.0	9	4	3	2	3	6	1	0	0	0
BLUE	8.31	2	0	0	0	8.7	9	8	1	1	5	0	1	0	0	0
KATLACK	0.00	1	0	0	0	3.7	3	0	0	0	0	2	0	0	0	0
HOLLAND	1.13	0	5	0	0	8.0	4	1	1	0	3	9	1	0	1	2
BINTON	3.86	0	4	0	0	4.0	6	2	2	0	2	1	0	1	0	0
DY MILLER	9.00	0	3	0	0	3.0	4	3	3	0	0	1	0	1	0	0
RODO	8.10	0	2	0	0	3.3	4	3	0	0	0	3	0	0	0	0
SCURRY	0.00	0	2	0	0	2.3	3	0	0	0	1	2	0	0	1	1
TEXULVE	****	0	1	0	0	0.0	1	1	1	0	1	0	0	0	0	0

PIT TOTALS 3.97 5 17 0 0 47.7 44 23 21 5 13 29 2 3 2 3

Sherlock C's

DEF. DP: 6; PIT. ERR: 0

PLAYER	AVG.	GP	GI	AB	R	H	BI	2B	3B	HR	BB	SO	E	SH	SF	SB	CS	WH
M. GROSS	.384	5	0	11	0	4	3	0	0	0	1	1	0	1	1	0	0	0
K. HERNANDEZ	.350	5	0	20	5	7	5	3	0	1	3	3	0	0	0	1	0	0
Lrv PATRISH	.333	3	2	6	0	2	1	1	0	0	1	1	2	0	0	0	0	0
Oz SMITH	.294	5	0	17	3	3	4	0	0	2	0	5	0	0	0	0	0	2
G. THOMAS	.294	5	0	17	3	3	4	0	0	0	0	1	2	0	0	0	0	0
A. BANNISTER	.273	4	1	11	2	3	0	0	0	0	0	1	0	0	0	0	0	0
L. POSEYTS	.273	3	1	11	1	3	0	1	0	0	1	3	0	0	0	0	0	0
SUMMERS	.250	3	0	8	2	2	0	0	0	0	3	1	0	0	0	0	0	0
CERONE	.250	4	0	12	1	3	2	0	0	0	1	1	0	0	0	0	0	0
AL WOODS	.200	4	0	10	1	2	3	0	0	1	0	2	0	0	0	0	0	0
EASLER	.150	5	0	20	1	3	1	0	0	1	1	5	0	0	0	0	0	0
GIBSON	.143	4	0	7	1	1	0	1	0	0	0	1	0	0	0	0	0	0
DILONE	.133	3	2	15	1	2	1	0	0	0	0	2	0	0	1	0	0	0
OSBERKFELL	.125	5	0	8	0	1	1	0	0	0	1	0	1	0	0	0	0	0
GRAHAM	.100	5	0	10	0	1	0	0	0	0	0	0	0	0	0	0	0	0
ROMERO	.000	1	0	1	0	0	0	0	0	0	0	0	1	0	0	0	0	0

BAT TOTALS .229 5 5 184 23 44 22 6 1 5 13 29 7 2 2 1 0 3

PITCHER	ERA	GS	GR	CG	SH	IP	H	R	ER	HR	BB	SO	W	L	SV	RP
Alta MURRIS	5.40	2	0	0	0	11.7	12	7	7	1	4	6	0	1	0	0
KEOUGH	5.00	2	1	0	0	9.0	9	6	6	1	3	1	2	0	0	1
BOUES	5.14	1	0	0	0	7.0	5	4	4	2	3	3	0	1	0	0
HUME	0.90	0	4	0	0	6.7	6	0	0	0	2	3	1	0	0	1
Dave SMITH	1.39	0	4	0	0	5.7	4	1	1	0	2	4	0	0	1	1
DOTSON	6.60	0	2	0	0	2.3	0	0	0	0	3	2	0	0	0	0
F. BANNISTER	0.00	0	2	0	0	2.0	0	0	0	0	2	1	0	0	0	0
KAAT	0.00	0	1	0	0	1.3	1	1	0	0	0	0	0	0	0	0
McCLURE	0.00	0	1	0	0	1.3	2	0	0	0	0	0	0	0	0	0

PIT TOTALS 3.45 5 15 0 0 47.0 33 19 18 4 19 20 3 2 1 3

MVP - G. Thomas

Global Playoff

Harbor Beach vs. Hudson

1

	1	2	3	4	5	6	7	8	9	R	H	E	
HARBOR BEACH	0	0	0	0	0	0	5	0	0	--	5	9	1
HUDSON	1	0	0	5	0	0	0	0	x	--	6	7	2
WIN-CAUDILL(1-0)	SAVE-RICHARD(1)						LOSS-CLANCY(0-1)						
HR-E. VALENTINE(1)													

THE HURONS SENT THEIR ACE JIM CLANCY(20-10) AGAINST THE HORNET'S ACE JIM BIBBY(19-6) TO OPEN THE SERIES. THE HORNETS STRUCK FIRST IN THE 1st INNING, WHEN BUMBRY CAME IN ON HARGROVE'S 1 OUT, RBI-SINGLE, AFTER DRAWING A LEAD-OFF WALK AND STEALING SECOND. BIBBY PITCHED A FINE 3 INNINGS, ALLOWING ONLY 1 HIT, BUT COULD NOT TAKE THE MOUND IN THE 4th, AFTER COMPLAINING ABOUT STOMACH CRAMPS (BELIEVED TO HAVE BEEN CAUSED BY THE PURPLE-COLORED CEREAL HE ATE THAT MORNING). CAUDILL CAME IN TO PITCH THE 4th AND HELD THE HURONS. IN THE HOME 4th, THE HORNETS PUSHED ACROSS 5 BIG RUNS, USING FIVE SINGLES, A WALK, AND A SAC FLY. AFTER 6 COMPLETE INNINGS, THE SCORE STOOD AT 6-0 HUDSON. THEN, IN THE HURON 7th, THE DAM BROKE, AS THEY RALLIED FOR 5 RUNS, TAKING ADVANTAGE OF A COSTLY PATEK ERROR. THE RALLY WAS CAPPED BY A 3-RUN HOMER BY ELLIS VALENTINE. TIDROW RETIRED THE HORNETS IN ORDER IN THEIR 7th. WITH 1 OUT IN THE HURON 8th, THEY PUT RUNNERS ON 2nd & 3rd, SET UP BY AN ERROR BY BONNELL. J.R. RICHARD CAME IN TO RELIEVE MCGRAW AND GOT OUT OF THE INNING BY FANNING REYNOLDS AND GETTING HOFFMAN TO GROUND TO FIRST. TIDROW HURLED A FINE 8th, WHIFFING TWO. IN THE HURON 9th, THEY PUT TWO RUNNERS ON WITH SINGLES BY HANCOCK AND SCHMIDT, BUT RICHARD PROVED TO BE TOO TOUGH, GETTING FISK TO GROUND TO SECOND TO END THE GAME AND RECORD A SAVE.

2

	1	2	3	4	5	6	7	8	9	R	H	E	
HARBOR BEACH	1	0	0	0	0	0	0	0	0	--	1	4	1
HUDSON	0	0	0	0	2	0	2	0	x	--	4	11	0
WIN-T.GRIFFIN(1-0)	SAVE-CAUDILL(1)						LOSS-J.NIEKRO(0-1)						
HR-(NONE)													

IN THIS SECOND GAME, WE FIND JOE NIEKRO(18-13) GETTING THE NOD FOR THE HURONS, WITH VERN RUHLE(12-3) SLATED FOR THE HORNETS. HARBOR BEACH JUMPED ON TOP IN THE 1st. FRANK WHITE LED OFF WITH A SINGLE, BUT WAS FORCED OUT BY CROMARTIE, WHO THEN CAME AROUND ONE OUT LATER ON A RUN-SCORING TRIPLE BY FISK. JOE NIEKRO HELD THE HORNETS AT BAY THROUGH THE 4th, HOLDING ON TO THE 1-0 LEAD. HASSEY LED OFF THE HORNET 5th WITH A SINGLE, ADVANCED TO SECOND ONE OUT LATER ON A WALK TO GRICH, AND THEN SCORED ON A SAC FLY BY FOLI, TO TIE THE GAME AT 1-1. BUMBRY CAME THROUGH WITH A SINGLE, SCORING GRICH, WHO HAD ADVANCED TO SECOND ON A BALK BY NIEKRO, THUS PUTTING HUDSON ON TOP 2-1. LONNIE SMITH FOLLOWED WITH ANOTHER SINGLE AND SENT BUMBRY TO THIRD. HOWEVER, SMITH WAS CAUGHT STEALING TO END THE INNING. TOM GRIFFIN, WHO HAD RELIEVED RUHLE IN THE 4th (MUST HAVE BEEN THAT CEREAL AGAIN!), AND DID NOT ALLOW A HURON RUNNER PAST FIRST IN THE 4th, 5th, & 6th INNINGS. THE HORNETS ADDED TWO MORE RUNS IN THE 7th, ON RUN-SCORING SINGLES BY LON SMITH AND MIKE HARGROVE. THE HURONS COULD NOT GET GOING, AS BURGMEIER FOLLOWED GRIFFIN IN THE 7th & 8th WITH SCORELESS RELIEF. AND, BILL CAUDILL NOTCHED THE SAVE BY SETTING THE SIDE DOWN IN ORDER IN THE HURON 9th. WITH A 2-0 LEAD IN GAMES, IT'S ON TO HARBOR BEACH

3

	1	2	3	4	5	6	7	8	9	R	H	E	
HUDSON	2	0	0	0	1	0	0	0	1	--	4	12	0
HARBOR BEACH	0	1	0	0	0	0	0	0	0	--	1	4	0
WIN-J.R.RICHARD(1-0)	SAVE-CAUDILL(2)						LOSS-STIEB(0-1)						
HR-FISK(1), NETTLES(1)													

THE HURONS STAGGERED HOME DOWN TWO GAMES AND MINUS THE SERVICES OF TONY PEREZ AND CARL YASTRZEMSKI, BOTH OUT WITH SEVERE HAMSTRING PULLS. THE HURONS PICKED YOUNG DAVE STIEB(13-14) TO GO AGAINST HUDSON STAR J.R. RICHARD(11-1), IN AN EFFORT TO STAY ALIVE. HUDSON STARTED STRONG IN THE 1st INNING, SCORING 2 RUNS ON FOUR SINGLES, BY LONNIE SMITH, MIKE HARGROVE, WILLIE STARGELL, AND RON HASSEY. CARLTON FISK GOT ONE BACK FOR HARBOR BEACH, WITH A LEAD-OFF HOMER IN THE 2nd. STIEB SETTLED DOWN UNTIL THE 5th, WHEN LONNIE SMITH TRIPLED AND MIKE HARGROVE SINGLED HIM HOME, TO MAKE IT 3-1 HUDSON. J.R. WAS JUST TOO STRONG FOR THE HURONS AND WHEN HE TIRED AFTER 7 INNINGS, BILL CAUDILL CAME ON IN THE 8th TO CLOSE IT OUT, RECORDING HIS SECOND SAVE (3rd RELIEF POINT) AND GIVING HUDSON THE GLOBAL CONFERENCE CROWN. GRAIG NETTLES HAD LED OFF THE 9th WITH A SOLD HOMER OFF TIDROW TO PUT THE FINAL SCORE AT 4-1. BRING ON THE C'S!!

Harbor Beach Hurons

DEF. DP: 1 ; PIT. ERR: 0

PLAYER	AVG.	GP	GI	AB	R	H	BI	2B	3B	HR	BB	SO	E	SH	SF	SB	CS	WH
DURHAM	.333	2	1	6	0	2	0	0	0	0	1	0	0	0	0	0	0	0
FISK	.300	3	0	10	1	3	2	0	1	1	2	0	1	0	0	0	0	0
PEREZ	.286	2	1	7	1	2	1	0	1	0	0	0	0	0	0	0	0	0
F. WHITE	.250	3	0	8	1	2	0	0	0	0	2	1	0	0	0	1	1	0
YASTRZENSKI	.167	2	1	6	1	1	0	0	0	0	2	1	1	0	0	0	0	0
E. VALENTINE	.167	3	0	12	1	2	3	0	0	1	1	1	0	0	0	0	0	0
CROMARTIE	.154	3	0	13	1	2	0	0	0	0	0	4	0	0	0	0	0	0
HANCOCK	.125	3	0	8	0	1	0	0	0	0	0	1	0	0	0	0	0	0
SCHMIDT	.125	2	1	8	0	1	0	0	0	0	1	2	0	0	0	0	0	0
C. REYNOLDS	.111	3	0	9	1	1	0	0	0	0	0	2	0	0	0	0	0	0
ALLENSON	.000	1	0	1	0	0	0	0	0	0	0	0	0	0	0	0	0	0
D. ROBERTS	.000	1	0	2	0	0	0	0	0	0	1	1	0	0	0	0	0	0
Glen HOFFMAN	.000	3	0	5	0	0	0	0	0	0	0	2	0	0	0	0	0	0
BAT TOTALS	.179	3	4	95	7	17	6	0	2	2	10	15	2	0	0	1	1	0

PITCHER	ERA.	GS	GR	CG	SH	IP	H	R	ER	HR	BB	SO	W	L	SV	RP
CLANCY	13.50	1	0	0	0	4.0	7	6	6	0	2	1	0	1	0	0
Joe NIEKRO	3.18	1	0	0	0	5.7	5	2	2	0	1	3	0	1	0	0
STIEB	3.38	1	0	0	0	8.0	11	3	3	0	0	3	0	1	0	0
TIDROW	3.00	0	2	0	0	3.0	1	1	1	1	0	3	0	0	0	0
N. ALLEN	0.00	0	1	0	0	1.3	3	0	0	0	0	1	0	0	0	0
D. JACKSON	0.00	0	1	0	0	2.0	0	0	0	0	0	1	0	0	0	0
GARVIN	18.00	0	1	0	0	1.0	3	2	2	0	0	0	0	0	0	0
PIT TOTALS	5.04	3	5	0	0	25.0	30	14	14	1	3	12	0	3	0	0

Hudson Hornets

DEF. DP: 2 ; PIT. ERR: 0

PLAYER	AVG.	GP	GI	AB	R	H	BI	2B	3B	HR	BB	SO	E	SH	SF	SB	CS	WH
BONNELL	.667	3	0	3	0	2	1	0	0	0	0	1	1	0	0	0	0	0
Lon SMITH	.600	3	0	10	3	6	1	0	1	0	0	0	0	0	0	2	2	0
HARGROVE	.417	3	0	12	1	5	3	1	0	0	0	1	0	0	0	0	0	1
STARGELL	.400	2	0	5	0	2	1	0	0	0	0	2	0	0	0	0	0	1
MORELAND	.333	2	0	3	0	1	0	0	0	0	0	0	0	0	0	0	0	0
SALAZAR	.333	2	0	3	0	1	0	1	0	0	0	0	0	0	0	0	0	0
CHARBONEAU	.333	2	1	6	1	2	0	0	0	0	0	0	0	0	0	0	0	0
HASSEY	.286	3	0	7	1	2	2	0	0	0	0	1	0	0	1	0	0	0
PATEK	.250	2	0	4	1	1	0	0	0	0	0	1	1	0	0	0	0	0
NETTLES	.250	3	0	8	1	2	1	0	0	1	0	0	0	0	0	0	0	0
BUMBRY	.250	3	0	12	2	3	3	0	0	0	1	1	0	0	0	2	0	1
GRICH	.222	3	0	9	3	2	0	0	0	0	2	2	0	0	0	0	0	0
OGLIVIE	.091	3	0	11	1	1	0	0	0	0	0	2	0	0	0	0	0	0
BONDS	.000	1	0	1	0	0	0	0	0	0	0	1	0	0	0	0	0	0
FOLI	.000	2	0	6	0	0	1	0	0	0	0	0	0	0	1	0	0	0
BAT TOTALS	.300	3	1	100	14	30	13	2	1	1	3	12	2	0	2	4	2	3

MVP - Caudill

PITCHER	ERA.	GS	GR	CG	SH	IP	H	R	ER	HR	BB	SO	W	L	SV	RP
BIBBY	0.00	1	0	0	0	3.0	1	0	0	0	2	1	0	0	0	0
RUHLE	2.70	1	0	0	0	3.3	2	1	1	0	0	2	0	0	0	0
J.R. RICHARD	1.04	1	1	0	0	8.7	5	1	1	1	4	3	1	0	1	1
CAUDILL	0.00	0	3	0	0	5.0	3	0	0	0	1	3	1	0	2	3
BURGMEIER	3.00	0	2	0	0	3.0	3	4	1	0	1	2	0	0	0	0
Tom GRIFFIN	0.00	0	1	0	0	2.7	1	0	0	0	1	2	1	0	0	1
McGRAW	6.75	0	1	0	0	1.3	2	1	1	1	1	2	0	0	0	0
PIT TOTALS	1.00	3	8	0	0	27.0	17	7	3	2	10	15	3	0	3	5

Sherlock vs. Hudson

1

	1	2	3	4	5	6	7	8	9	R	H	E
SHERLOCK	0	0	0	0	0	0	0	0	0	0	6	2
HUDSON	1	5	0	0	0	0	0	3	x	9	12	2
WIN-BIBBY(1-0)												
HR-HASSEY(1), OGLIVIE(1)	LOSS-M.NORRIS(0-1)											

THE OPENING GAME OF THE AMERICAN CHAMPIONSHIP SAW THE SHERLOCK C'S SENDING THEIR ACE MIKE NORRIS (22-6) UP AGAINST THE HUDSON HORNETS'S ACE, JIM BIBBY (19-6). THE C'S LOADED THE BASES IN THEIR 1st, ON A PATEK ERROR, A SINGLE BY WAYNE GROSS, AND A WALK TO SUMMERS. BIBBY REARED BACK AND FANNED GIBSON TO END THE EARLY THREAT. IN THE HOME 1st, HUDSON DIDN'T WASTE ANY TIME SCORING A RUN, AIDED BY AN OBERKFELL ERROR AND THREE SINGLES. THE C'S LOADED THE BASES AGAIN IN THE 2nd, BUT ONCE AGAIN, COULD NOT SCORE. THEN, IN THE BOTTOM OF THE 2nd, THE HORNETS ERUPTED FOR 5 BIG RUNS, HIGHLIGHTED BY A GRAND SLAM BY RON HASSEY! THIS SENT MIKE NORRIS TO AN EARLY SHOWER, WITH HIS TEAM TRAILING 6-0. BIBBY PITCHED IN AND OUT OF TROUBLE THROUGH THE 5th AND THEN SETTLED DOWN, RETIRING 13 OF THE FINAL 14 BATTERS OF THE GAME, TO COMPLETE HIS CG-SHUTOUT, SOMETHING QUITE RARE FOR A HUDSON STARTER THIS YEAR! THE HORNETS HAD ADDED 3 MORE RUNS IN THEIR HALF OF THE 8th, ONE COMING ON A SOLO SHOT BY BIG BEN OBLIVIE, TO MAKE THE FINAL SCORE: 9-0.

2

	1	2	3	4	5	6	7	8	9	R	H	E
SHERLOCK	0	3	0	0	0	0	0	0	--	3	7	1
HUDSON	0	0	0	0	3	1	0	3	x	--	7	1
WIN-BURGMEIER (1-0)	SAVE-CAUDILL (1)						LOSS-KEOUGH (0-1)					
HR-A. WOODS (1)												

GAME #2 SAW SHERLOCK SENDING MATT KEOUGH (16-6) AGAINST HORNET VERN RUHLE (12-3). BOTH TEAMS WENT DOWN HARMLESSLY IN THE 1st. WAYNE GROSS LED OFF THE SHERLOCK 2nd WITH A DOUBLE AND SCORED ON A SINGLE BY SUMMERS, WHO THEN CAME AROUND ON A 2-RUN HOMER BY AL WOODS. ED "CAPTAIN HOOK" LAING YANKED RUHLE IN FAVOR OF RAWLEY. RAWLEY ONLY LASTED TWO BATTERS, SERVING UP SINGLES TO OBERKFELL AND GRAHAM. TUG McGRAM GOT AN EARLY CALL AND PUT OUT THE FIRE, KEEPING THE SCORE AT 3-0 C's. KEOUGH SET DOWN THE FIRST NINE HUDSON BATTERS, WHILE THE "TUGGER" BREEZED THROUGH THE SHERLOCK 3rd. BOTH TEAMS THREATENED IN THE 4th, BUT DID NOT SCORE. J.R. RICHARD, IN RELIEF OF McGRAM, SET THE C's DOWN IN ORDER IN THE 5th, FANNING TWO. THEN, IN THE HORNET 5th WITH 1 OUT, NETTLES AND GRICH DREW CONSECUTIVE WALKS. ONE MORE OUT LATER, SMITH HIT A BASES FILLING SINGLE. BUMBRY REACHED ON ANOTHER OBERKFELL ERROR, SENDING IN ONE RUN, AND HARGROVE DELIVERED A GAME-TYING, 2-RUN SINGLE. IN THE HUDSON 6th, CHARBONEAU DREW A LEAD-OFF WALK. PINCH-RUNNER BONNELL ADVANCED TO 2nd ON A HASSEY SINGLE, TO 3rd ON A WILD PITCH, AND SCORED THE GO-AHEAD RUN ON A MORELAND SAC FLY. BURMEIER AND CAUDILL COMBINED TO SHUT DOWN THE SHERLOCK OFFENSE OVER THE FINAL FOUR INNINGS, WHILE HUDSON ADDED ANOTHER THREE RUNS IN THE 8th, TO WIN 7-3 AND TAKE A 2-0 LEAD IN GAMES. ON TO SUNNY SOUTHERN CALIFORNIA

3

	1	2	3	4	5	6	7	8	9	--	R	H	E
HUDSON	0	1	5	0	0	0	1	0	0	--	7	9	2
SHERLOCK	0	2	0	1	1	0	0	0	0	--	4	6	0
WIN-J.R.RICHARD(1-0) SAVE-BURGMEIER(1) LOSS-BOGGS(0-1)													
HR-CHARBONEAU 2 (1,2), G.THOMAS(1), STARGELL(1)													

HUDSON SENT ITS "ACE IN THE HOLE" J.R. RICHARD (11-1) UP AGAINST SHERLOCK STARTER TOM BOGGS (12-7) IN GAME #3. BOTH TEAMS WENT DOWN IN ORDER IN THE 1st, WITH RICHARD STRIKING OUT THE SIDE! WITH 2 OUT IN THE HUDSON 2nd, DALTON JOE CHARBONEAU BLASTED A SOLO SHOT TO PUT THE HORNETS ON TOP, 1-0. HOWEVER, IN THE C's HALF OF THE INNING, GORMAN THOMAS PUT ONE INTO ORBIT TO TIE IT AT 1-1. WAYNE GROSS FOLLOWED WITH A SINGLE AND CAME IN ON A RUN-SCORING TRIPLE BY OBERKFELL. WITH THE C's UP 2-1, FOLI LED OFF THE HUDSON 3rd WITH A WALK AND STOLE 2nd. FOLI THEN SCORED ON BUMBRY'S DOUBLE. BOB MCCLURE WAS CALLED IN AND GOT HARGROVE TO BOUNCE OUT. PINCH-HITTER MORELAND DELIVERED AN RBI-SINGLE. MCCLURE FANNED OBLIVIE FOR OUT #2. THEN, "POPS" STARGELL LAUNCHED A 2-RUN HOMER AND CHARBONEAU FOLLOWED BACK-TO-BACK PUTTING HUDSON UP 6-2. THE C's ADDED A RUN IN THEIR 4th ON SINGLES BY WOODS AND OBERKFELL AND ANOTHER IN THEIR 5th WHEN DILONE WALKED, STOLE SECOND, AND EVENTUALLY CAME IN ON A GRICH ERROR. HUDSON ADDED AN INSURANCE RUN IN THE 7th WHEN BUMBRY SINGLED AND CAME IN ON A TRIPLE BY HARGROVE. TOM BURMEIER TOOK OVER FROM J.R. WHO HAD PITCHED 7 STRONG INNINGS, FANNING 12 (INCLUDING MIKE EASLER FOUR STRAIGHT TIMES!). "BUGS" DISPOSED OF THE C's IN THE 8th & 9th, GIVING HUDSON A COMMANDING 3 GAMES TO 0 LEAD IN THE SERIES.

4

	1	2	3	4	5	6	7	8	9	R	H	E
HUDSON	2	0	2	0	1	1	0	0	0	6	9	0
SHERLOCK	0	0	0	0	1	0	1	0	0	2	4	1
WIN-RAWLEY(1-0)												
HR-OGILVIE(2), SUMMERS(1), GRICH(1)							LOSS-M.NORRIS(0-2)					

GAME #1 STARTERS, JIM BIBBY FOR HUDSON AND MIKE NORRIS FOR SHERLOCK, WERE BACK ON THE MOUND IN GAME #5. THE C'S HAD THEIR BACK AGAINST THE WALL!! HUDSON DID NOT WASTE ANY TIME, SCORING TWICE ON A RUN-SCORING SINGLE BY BEN OGLIVIE AND A SAC FLY BY NETTLES. IN THE HUDSON 3rd, HARGROVE DREW HIS SECOND STRAIGHT WALK AND CAME IN ON A 2-RUN HOMER BY OLGIVIE, HIS SECOND HR OF THE SERIES, PUTTING THE HORNETS UP 4-0. MEANWHILE, BIBBY CONTINUED HIS MASTERY OF THE C'S. AFTER SETTING DOWN THE FIRST 12 BATTERS, CHAMP SUMMERS CONNECTED FOR A SOLO HOMER LEADING OFF THE HOME 5th, PUTTING SHERLOCK ON THE BOARD. HUDSON HAD ADDED A 5th RUN IN THE TOP OF THE 5th ON A SOLO HOMER BY BOB GRICH. THE HORNETS PUSHED ACROSS ANOTHER RUN ON A DOUBLE BY BUMBRY AND A PINCH-SINGLE BY MORELAND, MAKING IT 6-1 HUDSON!! SHERLOCK CAME BACK TO SCORE A RUN IN THEIR 7th, WHEN DAN GRAHAM DELIVERED A BASES LOADED SINGLE. ONCE AGAIN, "BUGS" BURGMEIER CAME IN AND PUT OUT THE FIRE. BURGMEIER GAVE THE BALL TO BILL CAUDILL, WHO RETIRED THE FINAL TWO BATTERS IN THE 9th, GIVING HUDSON A 6-2 WIN AND THE AMERICAN CHAMPIONSHIP!!

Sherlock C's

DEF. DP: 2 ; PIT. ERR: 0

PLAYER	AVG.	GP	GI	AB	R	H	BI	2B	3B	HR	BB	SO	E	SH	SF	SB	CS	WH
CERONE	.667	3	0	3	0	2	0	0	0	0	0	0	0	0	0	0	0	0
A. BANNISTER	.500	2	0	2	0	1	0	0	0	0	0	0	0	0	0	0	0	0
GIBSON	.500	1	0	2	0	1	0	0	0	0	0	1	0	0	0	0	0	0
W. GROSS	.400	4	0	10	3	4	0	1	0	0	2	0	0	0	0	0	0	0
AL WOODS	.375	4	0	8	2	3	2	0	0	1	1	0	0	0	0	0	0	0
SUMMERS	.300	4	0	10	2	3	2	0	0	1	1	5	0	0	0	0	0	0
OVERKELL	.214	4	0	14	0	3	2	0	1	0	1	0	2	0	0	0	0	0
GRAHAM	.200	4	0	10	0	2	1	0	0	0	0	2	0	0	0	0	0	0
G. THOMAS	.167	3	0	12	1	2	1	0	0	1	0	4	0	0	0	0	0	0
Oz SMITH	.100	3	1	10	0	1	0	0	0	0	1	1	1	0	0	0	0	0
DILONE	.067	4	0	15	1	1	0	0	0	0	2	4	0	0	0	1	0	0
ROMERO	.000	1	0	2	0	0	0	0	0	0	0	1	0	0	0	0	0	0
L. ROBERTS	.000	4	0	4	0	0	0	0	0	0	1	1	0	0	0	0	0	0
Lry PARRISH	.000	3	0	7	0	0	0	0	0	0	0	2	0	0	0	0	0	0
K. HERNANDEZ	.000	3	1	11	0	0	0	0	0	0	3	2	0	0	0	0	0	0
EASLER	.000	3	1	14	0	0	0	0	0	0	0	5	1	0	0	0	0	0
BAT TOTALS	.172	4	3	134	9	23	8	1	1	3	12	28	4	0	0	1	0	0

PITCHER	ERA.	GS	GR	CG	SH	IP	H	R	ER	HR	BB	SO	W	L	SV	RP
Mike NORRIS	15.00	2	0	0	0	6.0	11	11	10	3	7	2	0	2	0	0
KEOUGH	4.05	1	1	0	0	6.7	7	7	3	1	4	1	0	1	0	0
BOGGS	13.50	1	0	0	0	2.0	3	3	3	1	1	0	0	1	0	0
Dave SMITH	6.35	0	3	0	0	5.7	6	4	4	0	2	5	0	0	0	0
McCLURE	5.79	0	4	0	0	4.7	7	3	3	2	0	4	0	0	0	0
F. BANNISTER	0.00	0	3	0	0	3.7	2	0	0	0	1	1	0	0	0	0
HUME	2.70	0	3	0	0	3.3	3	1	1	0	1	2	0	0	0	0
DOTSON	0.00	0	3	0	0	2.0	1	0	0	0	1	1	0	0	0	0
PIT TOTALS	6.35	4	17	0	0	34.0	40	29	24	7	17	16	0	4	0	0

Hudson Hornets

DEF. DP: 1 ; PIT. ERR: 0

PLAYER	AVG.	GP	GI	AB	R	H	BI	2B	3B	HR	BB	SO	E	SH	SF	SB	CS	WH
BONNELL	.750	2	0	4	3	3	0	0	0	0	0	0	0	0	0	0	0	0
OGLIVIE	.357	3	1	14	2	5	5	0	0	2	0	3	0	0	0	0	0	2
HASSEY	.333	4	0	9	2	3	4	0	0	1	0	0	0	0	0	0	0	0
CHARBONEAU	.333	4	0	12	2	4	2	0	0	2	1	1	0	0	0	0	0	0
HARGROVE	.333	4	0	15	4	5	4	0	1	0	3	0	0	0	0	0	0	0
FOLI	.308	4	0	13	2	4	1	2	0	0	1	1	0	1	0	1	0	0
NETTLES	.286	4	0	7	1	2	1	0	0	0	1	0	0	0	1	0	0	0
Lon SMITH	.273	3	1	11	2	3	2	0	0	0	1	2	0	0	0	1	0	0
MORELAND	.250	4	0	8	1	2	4	0	0	0	0	1	0	0	2	0	0	2
STARGELL	.250	3	1	8	1	2	2	0	0	1	2	0	0	0	0	0	0	0
GRICH	.250	4	0	12	4	3	1	0	0	1	5	1	2	0	0	0	1	0
BUMBRY	.176	4	0	17	4	3	1	2	0	0	3	3	0	0	0	1	0	0
SALAZAR	.167	3	0	6	1	1	0	0	0	0	0	4	1	0	0	0	0	0
BROHAMER	.000	1	0	1	0	0	0	0	0	0	0	0	0	0	0	0	0	0
PATEK	.000	2	0	1	0	0	0	0	0	0	0	0	2	0	0	0	0	0
BAT TOTALS	.290	4	3	138	29	40	27	4	1	7	17	16	5	1	3	3	1	4

MVP- Hargrove

PITCHER	ERA.	GS	GR	CG	SH	IP	H	R	ER	HR	BB	SO	W	L	SV	RP
BIBBY	0.67	2	0	1	1	13.3	7	1	1	1	4	6	1	0	0	0
RUHLE	27.00	1	0	0	0	1.0	3	3	3	1	1	0	0	0	0	0
J.R. RICHARD	3.12	1	1	0	0	8.7	7	4	3	1	5	14	1	0	0	0
BURGHEIER	0.00	0	3	0	0	5.3	3	0	0	0	0	2	1	0	1	2
CAUDILL	0.00	0	2	0	0	3.0	0	0	0	0	0	3	0	0	1	1
RAWLEY	3.86	0	2	0	0	2.3	3	1	1	0	1	0	1	0	0	1
McGRAW	0.00	0	1	0	0	2.3	0	0	0	0	1	3	0	0	0	0
PIT TOTALS	2.00	4	9	1	1	36.0	23	9	8	3	12	28	4	0	2	4

Hudson vs. Woodsbend

THE TML II WORLD SERIES FINDS TWO TEAMS THAT ARRIVE HERE IN DIFFERENT WAYS. THE HUDSON HORNETS NOT ONLY WON A TML RECORD 116 GAMES DURING THE REGULAR SEASON, BUT ALSO SWEPT THROUGH BOTH PLAYOFF ROUNDS, WHILE THE WOODSBEND WARDOGS HAD TO SCRAMBLE TO WIN THEIR DIVISION AND FOUGHT THROUGH TWO TOUGH PLAYOFFS, ESPECIALLY THE CONFERENCE PLAYOFF VERSUS NEW BRITAIN. TO OPEN THE 1981 WORLD SERIES, HUDSON SENT ITS ACE JIM BIBBY (19-6) AGAINST WARDOG PETE VUCKOVICH (16-11). HUDSON CAME OUT SWINGING IN THE 1st, LOADING THE BASES WITH 1 OUT. VUCKOVICH GOT STARGELL TO GROUND TO SHORT, BUT THE DP FAILED ALLOWING HARGROVE TO SCORE. VUCKOVICH GOT OUT OF TROUBLE BY GETTING HASSEY TO GROUND OUT. THEN, IN THE WARDOG 1st, HENDERSON WALKED LEADING OFF. COLLINS FLEW OUT, BUT HERNANDEZ ALSO WALKED. DAWSON BLOODED A WEAK SINGLE TO LEFT, LOADING THE BASES. UP CAME BOB HORNER (SHADES OF OCEANICA!), BUT THIS TIME HORNER GROUNDED INTO A F.C., WITH HENDERSON OUT AT THE PLATE. RICK MONDAY THEN DID WHAT HORNER COULDN'T BY LAUNCHING A GRAND SLAM HOMER, PUTTING WOODSBEND ON TOP 4-1. THAT ALSO SENT BIBBY TO AN EARLY SHOWER. VUCKOVICH CONTINUED HIS FINE POST-SEASON PITCHING INTO THE 6th. WITH 2 OUT, STARGELL DOUBLED. MANAGER HALL, NOT TAKING ANY CHANCES, BROUGHT IN HIS STAR ROOKIE, GARY LUCAS. PINCH-HITTER MORELAND GREETED HIM WITH A RUN-SCORING SINGLE, BUT LUCAS GOT THE NEXT PINCH-HITTER, SALAZAR, TO GROUND TO 3rd. MEANWHILE, THE WARDOGS HAD HAD A RALLY SNUFFED BACK IN THE 4th, WHEN DAWSON BOUNCED INTO A BASES LOADED, INNING-ENDING DP. THE 'DOGS ADDED AN INSURANCE RUN IN THEIR 7th, ON THREE CONSECUTIVE SINGLES. WITH THE SCORE AT 6-2 WOODSBEND, TOM HUME BREEZED THROUGH THE MIDDLE OF THE HUDSON LINEUP IN THE 8th AND GOT MORELAND TO GROUND OUT, LEADING OFF THE 9th. PASTORE CAME IN AND RETIRED GRICH AND PATEK, AFTER SERVING UP A PH-SINGLE TO LONNIE SMITH. SO, THE WARDOGS CONTINUE TO ROLL, GETTING CLUCH HITTING AND SUPERB RELIEF PITCHING.

HUDSON WILL HAVE TO PLAY WITHOUT BEN OGILVIE WHO SUFFERED A MINOR INJURY IN THE OPENING GAME. HUDSON SENT THE AMERICAN ERA CHAMP, VERN RUBLE (12-3) TO FACE WOODSBEND STARTER FRANK PASTORE (12-10). BOTH PITCHERS BREEZED THROUGH THE FIRST 3 INNINGS. THEN IN THE HUDSON 4th, LONNIE SMITH LED OFF WITH A WALK AND SCORED ON A DOUBLE BY HARGROVE, GIVING HUDSON THE LEAD, 1-0. MANAGER HALL QUICKLY WENT TO THE PEN AND GAVE THE BALL TO MARTY BYSTRON, WHO SET THE NEXT 3 HORNETS DOWN IN ORDER. WITH 1 OUT IN THE WARDOG 4th, MONDAY SINGLED AND MANAGER LAING PLACED A CALL TO HIS PEN, SENDING IN J.R. RICHARD, WHO PROMPTLY HALTED THE 'DOGS. BYSTRON SET THE HORNETS DOWN IN ORDER AGAIN IN THE 5th. THEN, IN THE HOME 5th, WITH 1 OUT, RICKEY HENDERSON WALKED AND ADVANCED TO 2nd ON A HIT & RUN GROUNDER BY COLLINS. HERNANDEZ THEN CAME THROUGH WITH A GAME-TYING RIB-SINGLE. DAWSON FLEW OUT TO END THE 5th, WITH THE SCORE AT 1-1. BYSTRON GAVE WAY TO MCGRAW IN THE 6th AND THEY HELD THE HORNETS SCORELESS. CAUDILL, IN RELIEF OF J.R., STRUCK OUT THE FIRST TWO BATTERS IN THE WARDOG 6th, BUT CONSECUTIVE SINGLES BY CERONE, PINCH-HITTER HANCOCK, AND OZ SMITH LED TO A RUN, PUTTING THE 'DOGS ON TOP 2-1. HUDSON CAME RIGHT BACK IN THEIR 7th, SCORING OFF MCGRAW WITH SINGLES BY HASSEY, GRICH, AND FOLI, TO TIE THE GAME AT 2-ALL. SOTO AND HUME SENT HUDSON DOWN IN THE 8th & 9th, WHILE BURGMEIER AND MCGRAW (MUST BE A CLONE) TOOK CARE OF THE 'DOGS IN THE 7th, 8th, & 9th, SENDING THE GAME INTO OVERTIME. WITH 1 OUT IN THE HUDSON 10th, HARGROVE SINGLED, ADVANCED TO 2nd ON A SINGLE BY CHARBONEAU, AND 1 OUT LATER, CAME IN WITH THE GO-HEAD RUN ON A RUN-SCORING SINGLE BY HASSEY. FIGHTING MAD, THE WARDOGS SAW DAWSON RAP OUT A 1-OUT DOUBLE AND SCORE THE TYING RUN ON A SINGLE BY HORNER. BOTH TEAMS WENT DOWN IN THE 11th. IN THE 12th, LUCAS STRUCK OUT THE 51. ALLOWING A WEAK SINGLE TO CHARBONEAU. IN THE HOME 12th, HERNANDEZ RIPPED A 1-OUT DOUBLE. DAWSON WAS GIVEN A FREE PASS, BRINGING UP HORNER! RAWLEY THEN GOT HORNER TO BOUNCE INTO AN INNING-ENDING 1-6-3 DP. IN THE 13th, MORELAND DREW A LEAD-OFF WALK AND ADVANCED TO 3rd ON TWO GROUNDOUTS, BUT WAS LEFT STRANDED. IN THE HOME 13th, HUBBARD REACHED ON A GRICH ERROR, WENT TO SECOND ON A SINGLE BY CERONE, AND THEN SCORED THE WINNING RUN ON A WH-SINGLE BY LEZCANO OFF TOM GRIFFIN. ONCE AGAIN, WOODSBEND TAKES A 2-0 LEAD, AS THE SERIES HEADS TO OHIO

3

	1	2	3	4	5	6	7	8	9	R	H	E	
WOODSBEND	0	1	0	0	0	3	0	0	0	--	4	11	0
HUDSON	1	0	1	0	0	0	2	1	x	--	5	10	3
WIN-McGRAW(1-0)	SAVE-CAUDILL(1)						LOSS-McGRAW(0-1)						
HR-HORNER(1), GRICH(1), CHARBONEAU(1)													

WOODSBEND SENT LARY SORESENSEN (17-9) UP AGAINST HUDSON'S "ACE IN THE HOLE" J.R. RICHARD (11-1) IN GAME #3. HUDSON JUMPED IN FRONT IN THE HOME 1st ON A LEAD-OFF DOUBLE BY BUMBRY, FOLLOWED 1 OUT LATER BY A RUN-SCORING SINGLE BY THE REVIVED BEN OGLIVIE. THE WARDOGS, TRUE TO THEIR NAME, CAME RIGHT BACK IN THEIR 2nd, TYING THE GAME ON A SOLO HOMER BY BIG BOB HORNER, LEADING OFF THE INNING. THE GAME REMAINED TIED AT 1-1 UNTIL THE HOME 3rd, WHEN THE HORNETS TOOK THE LEAD WITH A 2-OUT RALLY, AS BEN OGLIVIE AGAIN SINGLED IN AL BUMBRY. THAT HIT SPELLED THE END FOR SORESENSEN, AS ROCKY WENT TO THE PEN FOR SOTO, WHO NOT ONLY GOT OUT OF THE 3rd, BUT ALSO PUZZLED THE HUDSON HITTERS THROUGH THE 6th. J.R. FOUND TO GOING ROUGH IN THE WOODSBEND 6th THOUGH, WHEN THE 'DOGS ROUGHED HIM UP FOR 3 BIG RUNS, HIGHLIGHTED BY TRIPLES BY CERONE AND RICKEY HENDERSON. IN FACT, HENDERSON STOLE HOME FOR RUN #3! J.R. NEEDED 2-OUT RELIEF HELP FROM McGRAW TO GET OUT OF THE 7th, BUT WAS STILL BEHIND 4-2. THE HORNETS GOT NEW LIFE WHEN BOB GRICH CONNECTED ON A McGRAW FASTBALL FOR A 2-RUN HOMER IN THE BOTTOM OF THE 7th, TYING THE GAME AT 4. THE HUDSON McGRAW STOPPED THE 'DOGS IN THE 8th, BUT THE WARDOG McGRAW SERVED UP ANOTHER MEATBALL, THIS TIME TO DALTON JOE CHARBONEAU, WITH 1 OUT AND NONE ON IN THE 8th, GIVING HUDSON THE LEAD, 5-4. IN THE 'DOG 9th, HERNANDEZ BOUNCED OUT FOR OUT #1. McGRAW GAVE WAY TO CAUDILL, WHO PROMPTLY FANNED DAWSON FOR OUT #2. THEN, HORNER AND PINCH-HITTER LEZCANO DREW WALKS, AND CERONE REACHED ON A BROHAMER ERROR, FILLING THE BASES! HUBBARD THEN LINED OUT TO SHORT, ENDING THE GAME, FINALLY STOPPING THE WARDOGS!!

4

	1	2	3	4	5	6	7	8	9	R	H	E	
WOODSBEND	0	1	0	0	0	0	1	1	0	--	3	8	0
HUDSON	1	0	0	1	0	0	0	0	0	--	2	7	1
WIN-McGRAW(1-1)	SAVE-HUME(1)						LOSS-McGRAW(1-1)						
HR-NETTLES(1), MONDAY(2)													

WOODSBEND NAMED MARIO SOTO (10-8) AS ITS 4th GAME STARTER, AS HUDSON HOPED ITS ACE JIM BIBBY COULD EVEN THE SERIES. THE WARDOGS WERE AT A SEVERE DISADVANTAGE, HAVING LOST THE SERVICES OF BOTH RICKEY HENDERSON AND ANDRE DAWSON! LIKE THE PREVIOUS GAME, HUDSON JUMPED ON THE BOARD FIRST IN THEIR OPENING FRAME, BUT LOST AN OPPORTUNITY TO BLOW THE GAME WIDE OPEN! BUMBRY LED OFF WITH A SINGLE AND WENT TO 2nd WHEN HARGROVE WAS HIT-BY-THE-PITCH. OGLIVIE BOUNCED INTO A F.C., SENDING HARGROVE TO 3rd. HARGROVE WAS NAILED AT THE PLATE ON A GROUNDER BY CHARBONEAU. FINALLY, HASSEY CAME THROUGH WITH A CLUTCH SINGLE, SCORING OGLIVIE. NETTLES BOUNCED OUT, LEAVING RUNNERS ON 2nd & 3rd. IN THE 2nd, WOODSBEND LOADED THE BASES WITH 2 OUT. OZ SMITH BLOODED A RUN-SCORING SINGLE TO TIE THE GAME, BUT COLLINS FANNED. IN THE 3rd, WOODSBEND DREW THREE WALKS, BUT COULD NOT SCORE. SOTO HELD THE HORNETS IN CHECK UNTIL THE 4th, WHEN NETTLES LED OFF WITH A SOLO SHOT, PUTTING HUDSON BACK IN THE LEAD, 2-1. THE SCORE REMAINED UNCHANGED UNTIL THE 7th, WHEN THE WARDOGS TIED THE GAME AGAIN, ON SINGLES BY WILFONG AND SMITH, AND A SAC FLY BY COLLINS. THEN, WITH 1 OUT IN THE WOODSBEND 8th, RICK MONDAY CONNECTED ON A McGRAW FASTBALL, SENDING IT OVER THE WALL, PUTTING WOODSBEND BACK INTO THE LEAD, 3-2. THE WARDOG McGRAW HELD THE HORNETS IN THE 8th. THEN, IN THE TOP OF THE 9th, WOODSBEND LOADED THE BASES. SHANE RAWLEY CAME IN AND WHIFFED MONDAY TO END THE THREAT. McGRAW EASILY RETIRED THE FIRST TWO HUDSON BATTERS IN THE 9th. THEN, MANAGER HALL CALLED ON LUCAS TO FACE BUMBRY, WHO GREETED THE YOUNG PITCHER WITH A TRIPLE. HUDSON SENT UP SALAZAR TO PINCH-HIT FOR HARGROVE, PROMPTING ROCKY TO CHANGE PITCHERS AND GO WITH TOM HUME. MANAGER LAING COUNTERED WITH PINCH-PINCH-HITTER LONNIE SMITH. HUME GOT SMITH TO FLY OUT TO CENTER, ENDING THE GAME, GIVING WOODSBEND A COMMANDING 3 GAMES TO 1 LEAD IN THE WORLD SERIES!!

5

	1	2	3	4	5	6	7	8	9	10	R	H	E
WOODSBEND	3	0	0	1	0	0	0	0	1	2 --	7	12	0
HUDSON	0	1	0	0	1	1	1	0	1	1 --	6	15	0
WIN-PASTORE(1-0)							LOSS-RAWLEY(0-2)						
HR-HORNER 2 (2,3), BORGMANN(1), MORELAND(1)													

WOODSBEND SENT ROOKIE GARY LUCAS (16-2), WHILE HUDSON, WITH ITS "BACK TO THE WALL" SENT VERN RUHLE (12-3). RICKEY HENDERSON LED OFF THE GAME WITH A TRIPLE AND THEN STOLE HOME FOR THE 2nd TIME IN THE SERIES!! TWO OUTS LATER, DAWSON DOUBLED AND BIG BAD BOB HORNER LAUNCHED A 2-RUN HOMER, PUTTING THE INCREDIBLE WARDOGS UP 3-0. HANCOCK SINGLED AND RUHLE WAS SENT TO THE SHOWERS. HUDSON GOT A RUN BACK IN THE 2nd, WHEN MORELAND AND SALAZAR RAPPED BACK-TO-BACK DOUBLES. WITH THE SCORE 3-1 WOODSBEND, BORGMANN LED OFF THE 4th WITH A SOLO HOMER, OPENING UP A 3 RUN LEAD. THE HORNETS LOADED THE BASES IN THEIR 4th, BUT RELIEVER HUME SNUFFED THE RALLY. HUDSON BEGAN TO CHIP AWAY, WHILE "BUGS" BURGMEIER AND TUG McGRAW HELD THE 'DOGS SCORELESS. THE HORNETS SCORED A RUN IN EACH THE 5th, 6th, & 7th, TO TIE THE SCORE AT 4-4. THE RUN IN THE 5th CAME ON A LONNIE SMITH SINGLE, A STEAL OF 2nd, AND A RUN-SCORING SINGLE BY HARGROVE. MORELAND HIT A SOLO SHOT FOR THE RUN IN THE 6th. AND, SMITH DREW A WALK IN THE 7th, ADVANCED TO 2nd ON A GROUNDER, TO 3rd ON A BLOOP SINGLE, AND SCORED ON A SAC FLY BY CHARBONEAU. THE SCORE REMAINED TIED AT 4-4 GOING INTO THE 9th. MONDAY LED OFF THE WARDOG 9th WITH A PINCH-HIT SINGLE. LEZCANO RAN FOR MONDAY. BORGMANN DREW A WALK, PUTTING RUNNERS ON 1st & 2nd. WILFONG FLEW TO RIGHT, WITH LEZCANO MOVING TO 3rd. THEN, CAUDILL UNCORKED A WILD PITCH, GIVING THE WARDOGS THE LEAD 5-4. OZ SMITH FOLLOWED WITH A SINGLE, SENDING BORGMANN TO 3rd. SMITH THEN STOLE 2nd. HENDERSON WALKED TO LOAD THE BASES. COLLINS HIT A FLY TO LEFT AND BORGMANN ATTEMPTED TO SCORE. LONNIE SMITH NAILED BORGMANN AT THE PLATE FOR AN INNING-ENING DP. OF COURSE, LONNIE SMITH LED OFF THE HUDSON 9th, AND SINGLED. ONE OUT LATER, HE MOVED TO 2nd WHEN HARGROVE DREW A WALK. CHARBONEAU DELIVERED A RUN-SCORING SINGLE TO RE-TIE THE GAME!! PASTORE THEN INDUCED MORELAND TO BOUNCE INTO A 3-6-3 DP, TO SEND THE GAME INTO OVERTIME. WITH 1 OUT IN THE WOODSBEND 10th, DAWSON SINGLED AND BOB HORNER CONNECTED FOR HIS 2nd 2-RUN HOMER OF THE GAME! IN THE HUDSON 9th, WITH 1 OUT, BONNELL SINGLED, WENT TO 3rd ON A GRICH SINGLE, AND SCORED ON A FOLI SAC FLY. PASTORE THEN GOT LONNIE SMITH TO FLY TO RIGHT, ENDING THE GAME, GIVING WOODSBEND THE 1981 TML CHAMPIONSHIP!! THEY CERTAINLY WERE THE "UNDER"DOGS!! (NOTE: THE WARDOGS AGAIN DID NOT MAKE AN ERROR IN THE ENTIRE SERIES, MAKING THAT 11 STRAIGHT ERRORLESS GAMES!!)

1981 TML World Series Scores & Stats

Game 1

HUDSON	AB	R	H	BI	WOODSBEND	AB	R	H	BI
BUMSBY, cf	3	0	2	0	R. HENRISON, rf-1f	2	0	0	0
HARGROVE, 1b	4	1	1	0	COLLINS, dh	3	0	0	0
DELIVIE, 1f	4	0	0	0	X. HERNANDEZ, 1b	2	2	0	0
CHARBONEAU, rf	3	0	0	0	DAWSON, cf	4	1	2	0
STARGELL, dh	3	0	0	1	J. MORRIS, rf	4	0	0	0
BONDS, pr-dh	1	1	0	0	MORNER, 3b	2	1	0	0
HASSEY, c	2	0	0	0	KLUITS, ph	1	0	0	0
MORELAND, ph-c	2	0	0	1	ROSELLO, 3b	1	1	1	0
NETTLES, 3b	2	0	0	0	MONDAY, 1f	2	1	2	4
SALAZAR, ph-3b	1	0	0	0	LEZCAND, ph-rf	1	0	1	0
L. SMITH, ph	1	0	1	0	MONDAY, 1f	1	0	1	0
GRICH, 2b	4	0	1	0	CERONE, c	3	0	1	2
PATEX, ss	4	0	0	0	WILFONG, 2b	3	0	0	0
					O. SMITH, ss	4	0	0	0
TOTALS	34	2	7	2	TOTALS	31	6	9	6

HUDSON	IP	H	R	ER	BB	SO
BUMSBY (1-0-1)	0.2	2	1	1	2	1
T. GRIFFIN	2.1	1	0	0	1	0
RAHLEY	1.2	2	1	1	0	0
BURMEIER	1.1	2	0	0	0	1
WOODSBEND	IP	H	R	ER	BB	SO
P. VUCKOVICH (1-0-0)	3.2	5	2	2	1	4
LUCAS	0.1	1	0	0	0	0
MUNE	2.1	0	0	0	1	2
PASTORE	0.2	1	0	0	0	1

GAME-WINNING RBI — MONDAY
E-NETTLES. DP-HUDSON 2. LOB-HUDSON 7, WOODSBEND 8, 2B-STARGELL. HR-MONDAY (GRAND SLAM, 1). SB-BUMSBY. SF-CERONE.
HBP-BY RAHLEY (R. HENDERSON). WP-RAHLEY.

Game 2

HUDSON	AB	R	H	BI	WOODSBEND	AB	R	H	BI
BUMSBY, cf	6	0	0	0	R. HENRISON, rf-1f	5	1	0	0
L. SMITH, 1f	4	1	1	0	COLLINS, dh	6	0	0	0
HARGROVE, 1b	5	1	3	1	X. HERNANDEZ, 1b	5	0	2	1
CHARBONEAU, rf	6	0	0	0	DAWSON, cf	5	0	1	1
STARGELL, dh	6	0	0	0	MORNER, 3b	6	0	1	1
HASSEY, c	5	0	2	0	MONDAY, 1f	3	0	1	0
MORELAND, ph-c	5	0	0	0	HARGROVE, 2b	3	1	0	0
NETTLES, 3b	2	0	0	0	CERONE, c	6	1	3	0
SALAZAR, ph-3b	1	0	0	0	WILFONG, 2b	2	0	1	0
BONDS, ph	1	0	0	0	HANCOCK, 1f	1	0	1	0
BROHNER, 3b	2	0	0	0	J. MORRIS, 1f	0	0	0	0
GRICH, 2b	6	0	2	0	LEZCAND, ph-rf	3	0	1	1
PATEX, ss	2	0	0	0	O. SMITH, ss	2	0	1	1
FOLI, ss	4	0	1	1	KLUITS, ph	1	0	1	0
					ROSELLO, pr-ss	1	0	0	0
TOTALS	50	3	12	3	TOTALS	49	4	14	4

HUDSON	IP	H	R	ER	BB	SO
RULE	3.1	3	0	0	2	0
J. P. RICHARD	1.2	1	1	1	1	0
CAUDILL	1.1	3	1	1	0	2
BURMEIER	1.2	2	1	1	0	1
McGRAN	1.2	2	1	1	0	1
SOLDON	1.2	0	0	0	0	0
RAHLEY (1-0-1)	0.2	2	1	0	1	0
T. GRIFFIN	0.1	1	0	0	0	0
* PITCHED TO TWO BATTERS IN 13th						
* PITCHED TO ONE BATTER IN 13th						
WOODSBEND	IP	H	R	ER	BB	SO
PASTORE	3.1	3	1	1	1	2
BYSTROM	2.1	0	0	0	0	1
McGRAN	1.1	2	1	1	1	1
SOTO	2	3	0	0	1	0
MUNE	1.2	3	1	1	0	1
LUCAS	2.1	1	0	0	1	3
SOERSEN (1-0-0)	0.1	0	0	0	0	0
* PITCHED TO TWO BATTERS IN 4th						

GAME-WINNING RBI — LEZCAND
E-GRICH. DP-HUDSON 1, WOODSBEND 1. LOB-HUDSON 12, WOODSBEND 13. 2B-WILFONG, CHARBONEAU, HARGROVE, DAWSON, X. HERNANDEZ. 1B-BY RAHLEY (DAWSON). PB-CERONE.

Game 3

WOODSBEND	AB	R	H	BI	HUDSON	AB	R	H	BI
R. HENRISON, rf-1f	3	1	1	1	BUMSBY, cf	4	2	3	0
COLLINS, dh	5	0	1	0	HARGROVE, 1b	3	0	0	0
X. HERNANDEZ, 1b	5	0	2	0	DELIVIE, 1f	4	0	2	2
DAWSON, cf	5	0	1	0	CHARBONEAU, rf	4	1	1	1
MORNER, 3b	4	1	1	1	STARGELL, dh	3	0	2	3
MONDAY, 1f	3	0	1	0	BONDS, pr-dh	4	0	0	0
KLUITS, ph	1	0	0	0	MORELAND, c	2	0	0	0
LEZCAND, rf	0	0	0	0	NETTLES, 3b	1	1	1	0
CERONE, c	5	1	2	0	BROHNER, 3b	1	0	0	0
WILFONG, 2b	2	0	0	0	SPITH, 7b	2	1	1	2
HANCOCK, ph	1	1	1	1	FOLI, ss	3	0	0	0
HUBBARD, 2b	2	0	0	0					
O. SMITH, ss	4	0	1	0	TOTALS	31	5	10	5
TOTALS	40	4	11	3					

WOODSBEND	IP	H	R	ER	BB	SO
SOERSEN	2.2	4	2	2	2	0
SOTO	3	1	0	0	1	3
LUCAS	0.1	3	1	1	0	0
McGRAN (1-0-1)	1.1	3	2	2	0	0
MUNE	0.2	0	0	0	0	1
* PITCHED TO ONE BATTER IN 7th						
HUDSON	IP	H	R	ER	BB	SO
J. P. RICHARD	6.2	11	4	4	1	4
McGRAN (1-0-1)	1.2	0	0	0	1	0
CAUDILL (1-1)	0.2	0	0	0	0	1

GAME-WINNING RBI — CHARBONEAU
E-HARGROVE, GRICH, BROHNER. DP-WOODSBEND 3, HUDSON 1.
LOB-WOODSBEND 13, HUDSON 5. 2B-BUMSBY. 3B-CERONE, R. HENDERSON.
HR-MORNER (1), GRICH (1), CHARBONEAU (1). SB-DAWSON.
R. HENDERSON (CHOKE). O. SMITH. WP-RICHARD. PB-CERONE.

Game 4

WOODSBEND	AB	R	H	BI	HUDSON	AB	R	H	BI
COLLINS, rf-1f	4	0	1	1	BUMSBY, cf	5	0	2	0
HARGROVE, 1b	4	0	0	0	HARGROVE, 1b	3	0	0	0
X. HERNANDEZ, 1b	4	0	0	0	SALAZAR, ph	0	0	0	0
DAWSON, cf	4	0	0	0	L. SMITH, ph	1	0	0	0
MORNER, 3b	4	1	1	1	DELIVIE, 1f	4	1	0	0
MONDAY, rf-1f	4	1	1	0	CHARBONEAU, dh	4	0	0	0
CERONE, c	4	1	1	0	HASSEY, c	3	0	1	1
HANCOCK, 1f	1	0	1	0	MORELAND, ph-c	1	0	0	0
BROHNER, ph	0	0	0	0	NETTLES, 3b	3	1	2	1
J. MORRIS, rf-1f	1	0	1	0	PONNELL, rf	2	0	0	0
LEZCAND, ph-rf	1	0	1	0	GRICH, 2b	4	0	1	0
WILFONG, 2b	3	1	1	0	PATEX, ss	3	0	1	0
O. SMITH, ss	3	0	2	1	STARGELL, ph	1	0	0	0
TOTALS	33	3	8	3	TOTALS	34	2	7	2

WOODSBEND	IP	H	R	ER	BB	SO
SOTO	5.2	5	2	2	3	5
McGRAN (1-1)	2	1	0	0	0	1
LUCAS	0.1	1	0	0	0	0
MUNE (1-1)	0.1	0	0	0	0	0
* PITCHED TO ONE BATTER IN 9th						
HUDSON	IP	H	R	ER	BB	SO
BUMSBY	3	3	1	1	4	2
BURMEIER	2	3	0	0	1	2
CAUDILL	1.2	2	1	1	0	1
McGRAN (1-1)	1.2	2	1	1	0	1
SOLDON	0.1	1	0	0	1	0
RAHLEY	0.1	0	0	0	0	1

GAME-WINNING RBI — MONDAY
E-NETTLES. DP-HUDSON 1. LOB-WOODSBEND 11, HUDSON 9.
3B-BUMSBY. HR-NETTLES (1), MONDAY (2). SB-J. MORRIS, COLLINS.
SF-O. SMITH. SF-COLLINS. HBP-BY SOTO (HARGROVE). 1B-BY
SOLDON (X. HERNANDEZ). WP-McGRAN (1).

Game 5

WOODSBEND	AB	R	H	BI	HUDSON	AB	R	H	BI
R. HENRISON, rf-1f	4	1	1	0	L. SMITH, 1f	5	3	3	0
COLLINS, dh	5	0	0	0	BUMSBY, cf	5	0	0	0
X. HERNANDEZ, 1b	4	0	1	0	HARGROVE, 1b	4	0	2	1
DAWSON, cf	5	2	2	0	CHARBONEAU, dh	4	0	2	2
MORNER, 3b	5	2	3	4	MORELAND, c	5	2	3	1
HANCOCK, 1f	2	0	1	0	SALAZAR, 3b	1	0	1	1
KLUITS, ph	1	0	0	0	NETTLES, ph-3b	4	0	1	0
J. MORRIS, rf	0	0	0	0	BONNEL, rf	3	1	1	0
MONDAY, ph	1	0	1	0	GRICH, 2b	4	0	2	0
LEZCAND, pr-rf	1	1	0	0	FOLI, ss	4	0	0	1
BROHNER, c	4	1	1	0					
WILFONG, 2b	4	0	0	0	TOTALS	41	6	15	6
O. SMITH, ss	3	0	2	0					
TOTALS	39	7	12	5					

WOODSBEND	IP	H	R	ER	BB	SO
LUCAS	3.1	5	1	1	0	3
MUNE	1.2	3	1	1	0	0
P. VUCKOVICH	1.1	2	2	2	1	1
McGRAN	1.2	1	0	0	1	1
CAUDILL	0.1	0	0	0	0	0
PASTORE (1-0-0)	2	4	2	2	1	1
* PITCHED TO ONE BATTER IN 7th						
HUDSON	IP	H	R	ER	BB	SO
RULE	0.2	4	3	3	0	0
T. GRIFFIN	2.1	2	1	1	1	2
BURMEIER	2.1	1	0	0	0	1
McGRAN	2.1	1	0	0	1	1
CAUDILL	2	2	1	1	2	0
RAHLEY (1-0-2)	2	2	2	2	0	0
* PITCHED TO ONE BATTER IN 4th						
* PITCHED TO ONE BATTER IN 6th						
* PITCHED TO ONE BATTER IN 8th						

GAME-WINNING RBI — MORNER
E-MUNE. DP-WOODSBEND 2, HUDSON 3. LOB-WOODSBEND 6, HUDSON 10. 2B-DAWSON, MORELAND, SALAZAR. 3B-R. HENDERSON.
HR-HENRISON (2), BROHNER (1), SALAZAR (1). SB-O. SMITH, J.
R. HENDERSON (CHOKE), L. SMITH. SF-CHARBONEAU, FOLI. WP-P.
VUCKOVICH, CAUDILL.

Series MVP

Rick Monday
.462, G.S., 2 WH

Hudson Hornets

DEF. DP: 8 ; PIT. ERR: 0

* FACE-TO-FACE *

PLAYER	AVG.	GP	GI	AB	R	H	BI	2B	3B	HR	BB	SO	E	SH	SF	SB	CS	WH
Lon SMITH	.500	5	0	12	5	6	0	0	0	0	3	3	0	0	0	1	0	0
GRICH	.350	5	0	20	1	7	2	0	0	1	2	3	2	0	0	0	0	0
SALAZAR	.333	4	0	3	0	1	1	1	0	0	0	0	0	0	0	0	0	0
MORELAND	.333	5	0	12	2	4	2	1	0	1	1	2	0	0	0	0	0	0
HARGROVE	.316	5	0	19	2	6	2	1	0	0	3	4	1	0	0	0	0	0
BUMBRY	.304	5	0	23	2	7	0	1	1	0	1	4	0	0	0	1	0	0
HASSEY	.300	3	2	10	1	3	2	0	0	0	0	3	0	0	0	0	0	0
CHARBONEAU	.286	5	0	21	1	6	3	1	0	1	1	2	0	0	1	0	0	1
NETTLES	.231	5	0	13	1	3	1	0	0	1	1	3	2	0	0	0	0	0
STARGELL	.231	4	0	13	0	3	1	1	0	0	1	5	0	0	0	0	0	0
OGLIVIE	.167	3	2	12	1	2	2	0	0	0	0	1	0	0	0	0	0	0
BONNELL	.143	2	0	7	1	1	0	0	0	0	2	1	0	0	0	0	0	0
PATEK	.111	3	0	9	0	1	0	0	0	0	0	0	0	0	0	0	0	0
FOLI	.091	3	0	11	0	1	2	0	0	0	0	0	0	0	1	0	0	0
BONDS	.000	3	0	2	1	0	0	0	0	0	0	0	0	0	0	0	0	0
BROOKER	.000	2	0	3	0	0	0	0	0	0	0	0	1	0	0	0	0	0
BAT TOTALS	.268	5	4	190	18	51	18	6	1	4	15	31	6	0	2	2	0	1

PITCHER	ERA.	GS	GR	CG	SH	IP	H	R	ER	HR	BB	SO	W	L	SV	RP
BIBBY	12.27	2	0	0	0	3.7	5	5	5	1	6	2	0	1	0	0
RUHL	6.35	2	1	0	0	5.7	9	4	4	1	2	0	0	0	0	0
J.R. RICHARD	5.40	1	1	0	0	8.3	12	5	5	1	2	4	0	0	0	0
McGRAN	2.57	0	4	0	0	7.0	6	2	2	1	2	3	1	1	0	1
CAUDILL	4.76	0	4	0	0	5.7	7	3	3	0	4	5	0	0	1	1
BURGMEIER	0.00	0	4	0	0	7.0	4	0	0	0	1	4	0	0	0	0
RAWLEY	4.15	0	4	0	0	4.3	5	3	2	1	2	1	0	2	0	0
Tom GRIFFIN	4.15	0	3	0	0	4.3	5	2	2	1	3	3	0	0	0	0
SOLOMON	0.00	0	2	0	0	2.0	1	0	0	0	1	0	0	0	0	0
PIT TOTALS	4.31	5	23	0	0	48.0	54	24	23	6	23	22	1	4	1	2

Woodsbend Wardogs

DEF. DP: 6 ; PIT. ERR: 0

* FACE-TO-FACE *

PLAYER	AVG.	GP	GI	AB	R	H	BI	2B	3B	HR	BB	SO	E	SH	SF	SB	CS	WH
HANCOCK	.833	5	0	6	1	5	1	0	0	0	0	1	0	0	0	0	0	0
ROSELLO	.500	2	0	2	1	1	0	0	0	0	0	0	0	0	0	0	0	0
LEZCAND	.500	5	0	6	1	3	1	0	0	0	1	0	0	0	0	0	0	1
MONDAY	.462	5	0	13	2	6	5	0	0	2	1	5	0	0	0	0	0	2
CERONE	.389	4	1	18	3	7	2	0	1	0	0	1	0	0	1	0	0	0
Oz SMITH	.375	5	0	16	0	6	2	0	0	0	2	1	0	1	0	4	0	0
DAWSON	.368	4	1	19	4	7	0	2	0	0	1	1	0	0	0	1	0	0
BORGHMAN	.250	2	0	4	1	1	1	0	0	1	2	2	0	0	0	0	0	0
KLUTTS	.250	4	0	4	0	1	0	0	0	0	0	0	0	0	0	0	0	0
K. HERNANDEZ	.250	5	0	20	2	5	1	1	0	0	5	1	0	0	0	0	0	0
HORNER	.238	5	0	21	4	5	6	0	0	3	2	2	0	0	0	0	0	1
R. HENDERSON	.214	4	1	14	3	3	1	0	2	0	6	1	0	0	0	2	0	0
WILFONG	.143	5	0	14	1	2	0	1	0	0	2	3	0	0	0	0	0	0
COLLINS	.080	5	0	25	0	2	1	0	0	0	0	3	0	0	1	1	0	0
Jim NORRIS	.000	5	0	1	0	0	0	0	0	0	0	0	0	0	0	1	0	0
HUBBARD	.000	3	2	9	1	0	0	0	0	0	1	1	0	0	0	0	0	0
BAT TOTALS	.281	5	5	192	24	54	21	4	3	6	23	22	0	1	2	9	0	4

PITCHER	ERA.	GS	GR	CG	SH	IP	H	R	ER	HR	BB	SO	W	L	SV	RP
P. VUCKOVICH	5.40	1	1	0	0	6.7	7	4	4	1	2	5	1	0	0	0
PASTORE	4.76	1	2	0	0	5.7	8	3	3	0	2	4	1	0	0	1
SORENSEN	6.00	1	1	0	0	3.0	4	2	2	0	2	0	1	0	0	1
SOTO	1.54	1	2	0	0	11.7	9	2	2	1	5	8	0	0	0	0
LUCAS	2.84	1	4	0	0	6.3	10	2	2	0	1	6	0	0	0	0
HUKE	2.70	0	5	0	0	6.7	6	2	2	0	1	4	0	0	1	1
McGRAN	4.26	0	4	0	0	6.3	7	3	3	2	2	3	1	1	0	1
BYSTROM	0.00	0	1	0	0	2.3	0	0	0	0	0	1	0	0	0	0
CANDELARIA	0.00	0	1	0	0	0.3	0	0	0	0	0	0	0	0	0	0
PIT TOTALS	3.31	5	21	0	0	49.0	51	18	18	4	15	31	4	1	1	4

TML Feedback

- * TERRIFIC ORGANIZATION AND CONSISTENCY. EXCELLENT! (SILVEY)
- * I'VE NEVER BEEN IN A BETTER RUN LEAGUE. AN ADDED BONUS THIS YEAR WAS GETTING TO MEET JOHN GATTO, BOB WOOD, AND JIM PERTIERRA. I HOPE TO MEET MORE MANAGERS SOME DAY. (MULEDY)
- * CLASS ORGANIZATION ALL THE WAY!! (HETTERICH)
- * TOP NOTCH LEAGUE! (ROOTS)
- * THE LIVINGJAS HAVE NO COMPLAINTS. FIRST CLASS ACCOMODATIONS ALL THE WAY! (BRAVARD)
- * VERY ENJOYABLE. (GORNEY)
- * I DEEPLY APPRECIATE THE DEDICATION OF THE TML LEADERSHIP. THE ORGANIZATION, PROFESSIONALISM, AND TIMLINESS MAKE IT FUN FOR US ALL. I HAVE DIFFICULTY VISUALIZING A BETTER RUN LEAGUE. (ACKLEY)
- * WELL RUN - CONTINUES TO BE "THE" MODEL OF THE MAIL LEAGUE FORMAT. (LAY)
- * LIKES: NOT HAVING TO DO CUM. STATS FOR YOUR TEAM; GOOD FELLOWSHIP AMONG BANKS DIVISION COLLEAGUES; EXCELLENT LEADERSHIP FROM THE TRIUMVERATE; BONUS MONEY FOR PROMPTNESS (SO THAT YOU RECEIVE RESULTS REGULARLY. ## DISLIKES: BEING FINED FOR ROAD TEAM MANAGER'S ERRORS; LACK OF NOTIFICATION ON WAIVER CLAIMS. (GATTO)
- * MIKE, I THINK YOU KNOW HOW I FEEL AFTER SPENDING A WEEKEND WITH ME. MY ONLY DISLIKE IS THE POLICY OF MID-SEASON RULE CHANGES. (LAING)
- * GREAT LEAGUE! WISH TIME WOULD PERMIT ME TO REMAIN ACTIVE, BUT FOR NOW, MUST TAKE THE BACK SEAT. (KANE)
- * EXCELLENT LEADERSHIP MAKES THIS THE BEST LEAGUE I'VE EVER BEEN IN. MIKE LANDIN DOES A SUPER JOB WITH THE STATS AND COMPUTER WORK. JIM & LARRY TEAM UP TO ISSUE FINE NEWSLETTERS. KEEP UP THE GREAT WORK, GUYS. WE TML'ers REALLY APPRECIATE YOUR EFFORTS. (ADAMS)
- * I CANNOT CRITICIZE THREE MEN WHO DONATE MANY HOURS OF THEIR OWN TIME WITH NO FINANCIAL REWARD, AND TURN OUT THE BEST PRODUCT IN NORTH AMERICAN MAIL LEAGUES. HOPEFULLY, ONE DAY I'LL BE ABLE TO MEET THESE FINE GENTS. (BAILEY)
- * MY FIRST YEAR IN A MAIL LEAGUE AND I'M QUITE IMPRESSED BY THE WAY THAT IT IS ORGANIZED. APPRECIATE MIKE LANDIN'S SPEED IN GETTING OUT THE TEAM STATS TO ME. (LECLERC)
- * WOULD LIKE TO SEE 24-TEAM LEAGUES TO MAKE PLAYER USAGE MORE REALISTIC. WOULD LIKE TO SEE 20-MAN LIMIT ON ROSTER PRIOR TO FREE AGENT DRAFT, TO MAKE IT MORE IMPORTANT. TREMENDOUS ORGANIZATION TO HANDLE 40 TEAMS. (FLEMING)
- * I AM LESS THAN THRILLED ABOUT THE 112-GAME 1982 SEASON, BUT THE TML IS STILL A GREAT LEAGUE. (CARPENTER)
- * APPRECIATE THE PROMPT AND FULL NEWSLETTERS, AND ASSOCIATION WITH MANY FINE TABLEGAMERS. (B.MOORE)
- * WELL ORGANIZED; EFFECIENTLY RUN; RESPONSIVE TO CHANGE (NEW RULES). FIRMLY RUN LEAGUE, BUT FLEXIBLE ENOUGH TO BE ENJOYABLE TO ALL. CONTINUE THE FINE WORK! HARD TO FIND ANYTHING TO CRITICIZE, AND IT SEEMS SENSELESS, AS ANYTHING I COULD THINK UP WOULD BE INSIGNIFICANT. (PARKS)
- * BEST LEAGUE IN THE WORLD! (SCOTT)
- * A GREAT LEAGUE! THE ONLY COMPLAINT I HAVE IS THE LACK OF CURRENT ROSTERS DURING THE FALL TRADING. OF COURSE, THIS IS MUCH MORE NECESSARY IN THE NATIONAL ASSOCIATION. (HADE)
- * DISLIKES: PLAYOFFS; ONLY 112 GAMES IN '82; ONLY \$50,000 AFTER SEASON. ## LIKES: ROLLING THE DICE, ARTIE, BRUCE, AND JIM. (C.LENTINE)
- * LIKES: THE PEOPLE MAKING UP THE LEAGUE. ## DISLIKES: MANAGERS WHO DON'T SEND BACK RESULTS. --->ULTIMATE DISLIKE: ENOS CABELL. (GOLDBERG)
- * TML IS THE BEST MAIL LEAGUE IN EXISTENCE - BAR NONE. THE "BOARD OF DIRECTORS" APPROACH IS AN EXCELLENT WAY TO RUN A LEAGUE, GIVING IT MUCH DIRECTION AND STYLE. (PITTNER)
- * BEST LEAGUE I'VE EVER BEEN IN AND BEST GROUP OF PEOPLE I'VE EVER BEEN ASSOCIATED WITH. I LOVE IT! MY DISLIKE IS THE REDUCTION OF THE \$100,000 BONUS. (MAYKO)
- * LIKE THE STATS SETUP; THE MEMBERS OF THE LEAGUE & THEIR HONESTY; THE NEWSLETTER & YEARBOOK. ## DISLIKE THE FINES (WHICH ARE TOO EXTREME & TAKEN TOO SERIOUSLY BY THE LEAGUE OFFICIALS; HAVING A MONEY SYSTEM OF ANY KIND; THE ROKKI DRAFT. (ORLOWSKI)
- * I CAN HONESTLY SAY THAT YOU COULDN'T FIND A BETTER GROUP OF GUYS ANYWHERE. MY MAJOR DISLIKES ARE BOARD OF DIRECTORS DECISION TO PLAY JUST 112 GAMES THIS YEAR WITHOUT A LEAGUE VOTE, AND THE REJECTION OF A WILD CARD TEAM FOR THE PLAYOFFS. LOOK AT THE EXCITEMENT OF THE 1981 NFL PLAYOFF CHASE. DALLSVILLE IS BEING 20 GB AT MID-SEASON. (F.LENTINE)
- * I ENJOY THE TML, PARTICULARLY FACE-TO-FACE PLAY. I'VE THOUGHT FOR 10 MINUTES AND CAN'T THINK OF A SINGLE THING WORTH COMPLAINING ABOUT. (ALBANESE)
- * THE PEOPLE IN THE TML ARE SOME OF THE FINEST I'VE EVER HAD THE PLEASURE OF KNOWING. IT'S ALWAYS FUN TO NOT ONLY SEE EVERYONE, BUT TO KNOW THERE'S A LOT OF SUPPORT FOR WHAT WE'RE TRYING TO DO. (PERTIERRA)
- * YOU CAN BE PROUD OF THE QUALITY LEAGUE YOU RUN. THANKS FOR ALLOWING ME TO BE A PART OF IT. (MAHAN)
- * CONGRATULATIONS TO JIM & LARRY FOR THEIR FUN EFFORTS & ESPECIALLY TO MIKE FOR HIS FINE JOB AS STAT-ZOO-KEEPER. (CLARK)
- * A CLASS ORGANIZATION, WITH SOME GREAT GUYS BEHIND IT. (VINCENT)
- * BREAK UP OCEANICA. (YAMIN)
- * I LIKE VERY MUCH THE GREAT COMRADERIE EXHIBITED BY MY ASSOCIATES AND THE SUPERB STATS. I DISLIKE "PLAYING THE BOARDS" AND PLAYING REAL BASEBALL IN ITS STEAD. (ALBER)
- * I ENJOY THIS LEAGUE VERY MUCH AND HAVE NO COMPLAINTS. MY ONLY HOPE IS TO MEET MORE OF YOU FOR F-F PLAY. (M.MOORE)
- * TML IS THE BEST LEAGUE AROUND. THE MEMBERS ARE VERY HONEST & FAIR. EVERYTHING IS JUST GREAT! (HALL)
- * I LIKE IT; IT LIKES ME. (SCHEMBARI)
- * SUPER NEWSLETTERS; STRONG LEADERS; APPARENTLY STRONG MEMBERSHIP. (DISLIKES: NONE, IT'S EARLY YET!!) (STEINMETZ)
- * MANAGER INVOLVMENT AT APPARENTLY HIGH LEVEL. ORGANIZATION OUTSTANDING. (WOOD)
- * THE MANY NICE COMMENTS ABOVE GIVE ME PERSONAL JUSTIFICATION FOR THE MANY HOURS THAT I PUT INTO THIS LEAGUE. AS LONG AS I CONTINUE TO GET GREAT COOPERATION FROM MOST OF THE MANAGERS, MY INTEREST AND DEDICATION WILL REMAIN HIGH. THANKS FOR HELPING MAKE MY JOB AS EASY AS IT COULD POSSIBLY BE. I THINK THAT FOR TML III, WE HAVE THE BEST GROUP OF MANGERS YET!! (ED, I KNOW "EXACTLY" HOW YOU FEEL!!) (LANDIN)