

1980 YEARBOOK

SEASON 1

Champion

Boulder Livingjas

Table of Contents

THE MAJOR LEAGUE - 1980 (by Jim Pertierra)	1
--------------------------------------------------	---

Player & Pitcher of the Year	3
------------------------------------	---

Final American Association Stats	7
----------------------------------------	---

All Star Teams	17
----------------------	----

Final American Association Standings	18
--------------------------------------------	----

The American Game in Review - 1980 (by Jim Pertierra)	19
-------------------------------------------------------------	----

Individual Team Pages:

Addison Arrows (AA)	21
---------------------------	----

Berrien Springs Saints (BS)	23
-----------------------------------	----

Boulder Livingjas (BL)	25
------------------------------	----

Chicago Bruins (CB)	27
---------------------------	----

Cuyahoga Falls Fungos (CF)	29
----------------------------------	----

Harbor Beach Hurons (HB)	31
--------------------------------	----

Houston Spartans (HS)	33
-----------------------------	----

Hurricane Wind (HW)	35
---------------------------	----

Kilkenny Gaelics (KG)	37
-----------------------------	----

L&M Librae (LM)	39
-----------------------	----

Mather Solons (MS)	41
--------------------------	----

Park Ridge Fovls (PR)	43
-----------------------------	----

San Joaquin Bandidos (SJ)	45
---------------------------------	----

Shiloh Skyhawks (SH)	47
----------------------------	----

Simi Valley Royals (SV)	49
-------------------------------	----

South Salta C's (SC)	51
----------------------------	----

Toledo Tomcats (TT)	53
---------------------------	----

Virginia Gentlemen (VG)	55
-------------------------------	----

Virginia Beach Bums (VB)	57
--------------------------------	----

Watsonville Warriors (WR)	59
---------------------------------	----

Miscellaneous	61
---------------------	----

Final National Association Standings	62
--------------------------------------------	----

Troy Giants (TG)	63
------------------------	----

Oceanica Cyclones (OC)	65
------------------------------	----

American Western Conference Playoff	107
-------------------------------------------	-----

American Global Conference Playoff	109
------------------------------------------	-----

American Association Championship	115
-----------------------------------------	-----

TML World Series - Troy vs. Boulder	119
-------------------------------------------	-----

TML Feedback	127
--------------------	-----

(Cover Design & Yearbook Layout by Mike Landin)

The Major League

"A History"

by Jim Pertiererra

As the Firesign Theater was quoted, "It all comes back to me like a hot kiss on the end of a wet fist." Certainly, the time is ripe to delve into the gory details of the founding of the TML.

1978

In April of 1978, Mike Landin and I had just really met Larry Alber and in the course of one of our discussions, mentioned the possibility of getting together a full scale draft League. None of us really had the time to spend on such a project, as we were all bound up in other Leagues, both as Managers and Organizers.

As we got closer to Summer, I had an idea that the season to start with would be 1975. You could grab Fred Lynn and Jim Rice as rookies and really go to town! I went as far as to break down the entire card set into positions, in order to use Nite Mahan's proven B.I.G. (Baseball Is Great) system in the initial drafting of teams. I mentioned the 1975 idea casually to Dallas Adams in a letter and while he thought it was an interesting idea, the "Hindsight is Golden" theory would rule in trades and rookie drafts. Hence, Dallas was opposed to it. Now, you must realize that I value Dallas' opinions very highly.

In November of '78, the G.T.O. (Great Teams Organization), that Mike and I were running, had its first Championship Series, at my apartment. Present were future TML Managers Lentine & Lentine, Siciliano, Mayko, Zuchowski, Alber, Landin, and Pertiererra. The impetus to start the TML basically came out of that get-together. The idea was presented gently and there did not seem to be much argument with starting a draft REPLAY League, even among these hard core APBA-ites.

If we have to pick a key period for the fruition of the TML, it has to be the Winter of 1978-79. Larry and I got together in late December for his annual thrashing of me in Bob Moore's Replay Money League (RML). After the games had mercifully ended for me, we spent a couple of hours getting our ideas down on paper, in regards to what we wanted to see in our yet un-named venture. A few days after that, Mike and I spent a good 1 to 2 hours on the phone convincing ourselves to invest in a computer terminal/printer. Mike and I left it at: we'll get it and try it out in the G.T.O. for our second season. If it worked out in the G.T.O., which had a 12 team format, then it would be an excellent test for the "new League."

1979

As the January winds began to howl, Larry, Mike, and I sat down in Mike's den and really started to get about the business of firming and solidifying the "new League." We agreed to a basic Constitution. We also felt that it should be written as a joint venture. We also felt that the people who were selected for Managership in the League should get a view of the Constitution in its preliminary stages, so as to give them a chance for direct input towards its final draft. We wanted to get the message across in the Constitution that this was going to be a fun League, without a lot of rules, but the rules that were there, were going to be enforced. The three of us had been in countless Leagues in which their concepts stretched across the entire spectrum of rules and format. We hoped that the end product of our work would take in the best ideas from each in hopes of expanding them and eliminating many of the problems we had run into as Managers. The one idea that we all agreed on from the very beginning was the idea of rewarding the Manager who was timely. We thought that with the extra incentive of dinero, the stats and newsletter would be as current upon receipt of the newsletter, as when they were mailed out.

I told Mike and Larry that I was getting sick of referring to this entire thing as the "new League" and thought that it was about time we named the baby. We came up with many ideas, but settled on the present moniker. It got the idea across without sounding too pompous and the initials "TML" were all right for a nickname.

That night, we also decided that the TML would be a forty team League. I'm sure we all blanched privately when this came up, but the more we talked about it, the better it sounded. The major concern over going with 40 teams was the load it would drop on Mike as the stat man and whether there were actually 40 crazies out there who would like to fly with us on our starship. We drew up a tentative list of names to invite along for the trip. When we reached the number 100, we stopped. Larry said that we could probably expect a 50% response and it would fill us up. Remembering the initial setting up of the G.T.O. and the amount of "begging" I had to do to fill out the Managerial roster for just 8 teams, I was speculative. I underestimated the name of Larry Alber. All of the big guy's padrones from his other League affiliations jumped in. Larry was, as usual, really close to the mark.

Anyhow, the get-together ended when I, in speculation, threw out the "What-if" question of the night. What if we get 60 responses? Should we go with three 20-team Leagues or should we put the extra 20 on a waiting list. Both Mike and Larry looked right through me and we broke up for the night.

The 100 letters were sent out on April 1st and we (im)patiently waited for the replies to come rolling in. As stated before, Larry was right, as we filled the 40 slots very quickly. Bob Moore sent in his team name with his acceptance. Mike Bravard called the letter "a historic announcement." I'm sure that Mike was as surprised as I was with the number of APBA people who joined. We managed to pull in almost the entire membership of the G.T.O. which pretty much sounded the death knell for that well thought of venture.

We got together again in June to tentatively split every one up into some sort of divisional allignment. Geographically, the yet un-named National Divisions and the California group looked to be solid. I had thoughts of playing my entire schedule face-to-face.

The next major get-together we had was at my Aunt's camp at scenic Lake George, New York. My ultimate fantasy for TML is to have a convention up there! As Mike and Larry would tell you, there's a helluva lot of room up there. We had sent a letter to all Managers asking that they indicate their preference in drafting systems. Nite's B.I.G. method won hands down. As witness to the closeness of the 1980 TML races hindsight is golden), the system worked very well. While the four of us (Mike's wife, Teri, was there too) alternated stroking the fire to knock out the night's damp chill, we sorted the entire 1978 card set into the various positions for drafting. We figured that the computer could actually do the entire draft in a matter of seconds, if we could get the repetitious nature of the logic into a computer program. Mike and Teri left to head back to the Capital District early Sunday morning, leaving Larry and I at the Lake. The "Great" Alber and myself played some exhibitions using his B.I.G. team and my RML team. While ingesting some vino, we continued our discussions regarding the League structure. At one point, Larry pulled out a pad and tried to get 20 teams into a 162-game schedule. Well, the wine did him in!

In the early Summer, we had one more get-together at my apartment. At this meeting, we culled all the suggestions that had been made to us for our Constitution and finalized the whole deal. Mike came up with a schedule that was fairly balanced and we all agreed on the idea of our "Summer Stretch." We all felt that the Summer was a time to spend out on the links, with your family, and away from "rolling the bones." We figured that with lumping the Summer schedule together, we would get the results back fairly quick and the 3-game series format allowed Managerial prowess to extend over only an hour rather than two. We decided, after several failures, to call the TML newsletter, "The Summer Stretch," as it caught the mood fairly well.

As the Summer wore on, Larry and I set out on major missions in life, that of courting and winning our future wives, Debbie and Janet, respectively. Baseball became secondary at best, so Mike pretty much carried the TML load alone. He typed out the finalized TML Constitution, spent long hours with Teri inputting all the names for the draft, inputting the framework of the draft into a workable computer program, as well as double and triple checking everything for correctness. I'm sure that Larry will back me up 100% here, that without Mike's hard work, diligence, and dedication, there would be no TML as you know it!

The initial draft lists were sent out in early August, with a return date of September 12th. I'll not forget the nights before the draft on September 22nd. Hal Schmidt, Larry, Teri, Mike, and I were over at the Landin's sweating up a storm checking over all the draft lists input for any possible errors in the numbers (remember those? Is Fred Lynn's # 331 or 332?). When the draft of the first 20 players was completed on the afternoon of the 22nd, I was kicking myself over getting the oldest pitching staff in captivity (P.Niekro, Carlton, and Tiant), but was overjoyed in landing personal favorites (Puhl, Templeton, Reitz, and Rodney Scott). The fascination of the beginning of the TML was that each Manager had picked his first 20 by the random draft, had two Free Agent Drafts and a Rookie Draft, along with four months of trading before anyone had played a single game. It was as if the Mariners and the Blue Jays were able to see what kind of year each of their players would have in 1977 before they ever took the field and fell into the pits. The secondary phase of drafting was a Free Agent type draft, held on October 27th, which rounded out each TML team to 30 players.

1980

The Rookie Draft went smoothly, without a hitch. Does anyone remember who went for the most money in the 1980 Rookie Draft? Answer to trivia question: "Young" Dave Yamin spent all \$115,000 on Ross Baumgarten in January (and then unloaded him in September!).

The Free Agent Draft in February looked to be a rowdy affair as Mike Mayko, Jim Schembari, and Mike Moore were coming in from the wilds of Connecticut, Bruce Clark from central New York, and the North Adams connection of Frank, Chris, and the Jer, would be there with all the local contingent. All in all, 11 of the 20 National Association Managers were there to make their selections in person. Chris came down looking to hold-up Bruce for Ron Guidry! Larry and I sat together chewing our fingernails as we selected Rene Martin and Odell Jones. I wish Chick Wade could have been there, so I could have called him all the names that I called him, to his face, when he took Jeff Leonard right in front of me! I hope you get here sometime Chick. I owe you! That was the real experience of "Free Agent Day," meeting everyone and seeing them again. There is a great feeling of "family" that pervades a large get-together like that, which makes you forget stupid things like fines, losing, and the Goose getting upper decked by George Brett! (I'm writing this in January of 1981, but the word has it that there

could be as many as 20 raving TML lunatics, including the legendary Art Albanese, present this year at "Free Agent Day." I fully intend to be there and to get Landin so damned drunk on wine that he'll hand me Mike Norris for Dave Edwards!)

I won't go into too much detail on the 1980 TML season, as it will unfold before your eyes in the pages that follow, but I will touch upon some things that made the season a memorable one for me, both as a Manager and as a honcho.

The thing that impressed me about the season was the relative lack of waves. Sure there was a lot of bitching about fines and the like, and the mass exit by the American Association Managers at year's end was certainly unexpected, to say the least! All in all, the season was remarkably tranquil.

This is not to say that we were without troubles. I feel that you should know what the hell goes on behind the scenes up here in the wilds of Cohoes. During the Summer, Larry, Mike, and I had reached decisions that we kept from each other, that pretty much meant that we were going to chuck the League. Like any operation where more than one person is involved in the administration of rules, we had our disagreements. It reached a point in late August that we all, as I have said, were separately going to get out for the best of the League. I could feel something happening and felt it would be best if we all got together over coffee on a Saturday morning, just to clear the air.

"Color" the air would be a better term! All three of us really exploded at one time or another in the course of the 4-hour coffee session! It was very emotional and very cleansing. The end result of that whole thing was that we are all invigorated and hoping that the honesty that we all expressed to each other that day, will always be with us. The TML swept over the last 3 months of the 1980 season in a very relaxed, almost laid back, atmosphere. Indeed, except for the replacing of the American Managers, it operated almost ideally.

I hope that you all realize the bottom line here is to have fun. Sometimes in an endeavor this size, you have to make decisions that will hurt some people. I, speaking for the three of us, just want to re-emphasize that those decisions are never easy, never fun, and fortunately, few and far between. The TML is for you guys. We just run it. If I get a tenth of the pleasure this coming year out of the League that I did last, I will feel it's worth the time.

I look forward to seeing many of you again this year. I look forward to the zaniness of an Art Albanese, the calm, yet intense conversations with Mike Moore over the relative merits of Butch Hobson, the life and death struggles over at "Bomber Park" in North Adams, where the fans just love the Berkshire Bombers. I look forward to listening to Larry bitch when he's losing and be a perfect gentleman when Doug Flynn starts acting like Bob Horner! I look forward to playing with Bruce Clark, in person, as we both roar as Bill Fahey trips over his rubber nose and slides on the greasepaint pouring off his face! I look ahead with hopes that I will someday meet the Managers of the American Association in person and get to know them as I've gotten to know all these other guys who, only 5 years ago, were strangers to me.

The TML has been a learning experience for me and what I've learned is that if you don't take yourself seriously and just relax with people, they can teach you that all that really matters is that you enjoy yourself and your friends. Good friends are the bottom line in life and the three of us consider all of you to be good friends!

THANKS!!

DAVE KINGMAN

OF-1B



3rd BASE LARRY PARRISH

Larry



M V P	1	2	3	4	5	6	7	8	9	10	TOTAL
KINGMAN	11	4	0	2	1	0	0	1	0	0	202
COOPER	2	3	3	4	0	1	3	0	0	0	122
BAYLOR	1	7	1	0	3	0	0	0	0	3	105
HORNER	2	0	1	3	1	2	2	0	0	2	81
KEMP	1	0	3	0	1	3	1	1	2	0	69
WINFIELD	0	0	2	1	2	2	3	2	0	1	64
PARKER	0	2	1	2	1	1	1	1	1	3	63
FOSTER	1	0	2	2	1	0	0	1	3	0	58
WILSON	0	2	0	0	4	0	0	0	1	0	44
TEMPLETON	0	0	0	0	1	3	1	3	0	1	35
LRV PARRISH	0	0	2	1	1	0	0	1	1	0	34
GARVEY	0	0	1	1	0	1	1	2	1	2	34
G. BRETT	1	0	1	0	0	1	1	0	1	1	33
J.R. RICHARD	0	0	1	2	1	0	0	1	1	0	33
ECKERSLEY	1	0	0	1	1	0	1	0	1	0	32
RICE	0	0	1	1	0	1	0	0	0	0	20
LOPES	0	0	1	0	1	0	0	1	1	1	20
SAMBITO	0	1	0	0	0	0	0	1	0	0	12
G. THOMAS	0	0	0	0	0	1	1	1	0	0	12
RANDOLPH	0	1	0	0	0	0	0	0	0	0	9
MARSHALL	0	0	0	0	0	0	2	0	0	0	8
K. HERNANDEZ	0	0	0	0	0	0	1	0	2	0	8
MAZZILLI	0	0	0	0	0	1	0	0	1	0	7
CARTER	0	0	0	0	1	0	0	0	0	0	6
MOLITOR	0	0	0	0	0	1	0	0	0	1	6
LEZCAND	0	0	0	0	0	0	0	0	2	2	6
MATTHEWS	0	0	0	0	0	1	0	0	0	0	5
E. MURRAY	0	0	0	0	0	1	0	0	0	0	5
REG JACKSON	0	0	0	0	0	0	1	0	0	0	4
ROSE	0	0	0	0	0	0	1	0	0	0	4
STARGELL	0	0	0	0	0	0	0	1	0	1	4
CEY	0	0	0	0	0	0	0	1	0	0	3
GUIDRY	0	0	0	0	0	0	0	1	0	0	3
TENACE	0	0	0	0	0	0	0	1	0	0	3
SINGLETON	0	0	0	0	0	0	0	0	1	1	3
MORENO	0	0	0	0	0	0	0	0	1	0	2
MONGE	0	0	0	0	0	0	0	0	0	1	1

American Balloting

C Y YOUNG	1	2	3	TOTAL
J.R. RICHARD	11	5	1	71
ECKERSLEY	6	8	3	57
GUIDRY	2	6	9	37
SAMBITO	1	0	1	6
MARSHALL	0	1	1	4
JENKINS	0	0	2	2
FLANAGAN	0	0	1	1
JOHN	0	0	1	1
SEAUER	0	0	1	1

DAVE KINGMAN OF THE SAN JOAQUIN BANDIDOS WAS SELECTED MVP OF THE AMERICAN ASSOCIATION BY DRAWING 11 1ST PLACE VOTES. KINGMAN'S 202 POINTS PUT HIM A SOLID 80 POINTS AHEAD OF 2ND PLACE FINISHER CECIL COOPER. INTERESTINGLY ENOUGH, KINGMAN WAS LEFT OFF ONE BALLOT ENTIRELY!?

J.R. RICHARD OF THE HARBOR BEACH HURONS WAS SELECTED CY YOUNG OF THE AMERICAN ASSOCIATION BY ALSO DRAWING 11 1ST PLACE VOTES. RICHARD'S 71 POINTS EDGED DENNIS ECKERSLEY BY ONLY 14 POINTS. MORE INTERESTINGLY, J.R. WAS LEFT OFF 3 BALLOTS ENTIRELY, DESPITE HIS LEADING FOUR MAJOR PITCHING CATEGORIES, INCLUDING MOST VICTORIES BY A TML PITCHER (25)!!

M V P	1	2	3	4	5	6	7	8	9	10	TOTAL
LRV PARRISH	11	4	0	1	0	1	0	0	0	0	191
STARGELL	2	5	3	2	4	0	0	0	1	0	135
RICE	3	2	1	2	4	2	2	1	0	0	124
G. THOMAS	2	0	1	4	4	2	2	2	1	1	113
LYNN	0	3	7	0	1	2	2	0	2	0	111
HORNER	1	2	2	3	1	2	1	1	0	0	91
PARKER	0	2	0	4	2	0	4	2	0	1	81
G. BRETT	1	1	1	1	0	2	1	3	2	0	64
SCHMIDT	0	1	1	1	0	0	0	1	0	1	28
TEMPLETON	0	0	0	0	1	1	1	1	0	0	18
K. HERNANDEZ	0	0	1	0	1	0	0	0	1	1	17
B. BELL	0	0	1	0	0	1	1	0	0	0	17
L. JOHNSON	0	0	0	0	1	0	1	1	1	1	16
FOSTER	0	0	0	0	0	1	1	1	1	2	16
REG JACKSON	0	0	0	0	0	1	1	1	0	0	12
WILSON	0	0	0	0	0	1	0	1	1	2	12
GRICH	0	0	1	0	0	0	0	1	0	0	11
WISE	0	0	1	0	0	0	0	0	1	0	10
FLANAGAN	0	0	0	1	0	0	0	0	1	0	9
HARRAH	0	0	0	0	0	1	0	1	0	0	8
SIMMONS	0	0	0	1	0	0	0	0	0	0	7
MORRIS	0	0	0	0	1	0	0	0	0	0	6
JOHN	0	0	0	0	0	1	0	0	0	1	6
MAZZILLI	0	0	0	0	0	1	0	0	0	1	6
GARVEY	0	0	0	0	0	0	1	0	0	2	6
J. NIEKRO	0	0	0	0	0	0	0	2	0	0	6
OLIVER	0	0	0	0	0	1	0	0	0	0	5
LOPES	0	0	0	0	0	0	1	0	0	0	4
ROGERS	0	0	0	0	0	0	0	1	0	0	4
CASTRO	0	0	0	0	0	0	0	1	0	1	4
MORENO	0	0	0	0	0	0	0	0	1	1	3
IVIE	0	0	0	0	0	0	0	0	1	0	2
KINGMAN	0	0	0	0	0	0	0	0	1	0	2
MATTHEWS	0	0	0	0	0	0	0	0	1	0	2
E. MURRAY	0	0	0	0	0	0	0	0	1	0	2
P. NIEKRO	0	0	0	0	0	0	0	0	1	0	2
DBERKFELL	0	0	0	0	0	0	0	0	1	0	2
E. VALENTINE	0	0	0	0	0	0	0	0	1	0	2
SOSA	0	0	0	0	0	0	0	0	0	2	2
DOWNING	0	0	0	0	0	0	0	0	0	1	1
J. MARTIN	0	0	0	0	0	0	0	0	0	1	1
MUNSON	0	0	0	0	0	0	0	0	0	1	1

National Balloting

C Y YOUNG	1	2	3	TOTAL
JOE NIEKRO	7	3	1	45
FLANAGAN	3	4	3	30
WISE	4	1	0	23
P. NIEKRO	2	3	3	22
ROGERS	1	4	3	20
JOHN	2	1	3	16
CARLTON	1	1	0	8
FROST	0	1	0	3
GUIDRY	0	1	0	3
A. LOPEZ	0	1	0	3
J.R. RICHARD	0	0	2	2
KOOSMAN	0	0	1	1
MARSHALL	0	0	1	1
SIL MARTINEZ	0	0	1	1
MORRIS	0	0	1	1
SANDERSON	0	0	1	1

LARRY PARRISH OF THE BERKSHIRE BOMBERS WAS SELECTED MVP OF THE NATIONAL ASSOCIATION BY DRAWING 11 1ST PLACE VOTES AND 191 POINTS. FOUR OTHER PLAYERS DREW OVER 100 MVP POINTS!

JOE NIEKRO OF THE SARATOGA BUCKS WAS SELECTED CY YOUNG OF THE NATIONAL ASSOCIATION BY DRAWING 7 1ST PLACE VOTES AND EDGING MIKE FLANAGAN BY ONLY 15 POINTS, WITH 45. CLOSE BALLOTING, AS 6 PITCHERS DREW OVER 15 POINTS!



American Association

BATTING LEADERS
(STAT INPUT BY MIKE LANDIN)
THRU: SERIES 15

*** FINAL ***

TOP 20 HITTERS (400 OR MORE AT BATS)

1. KEMP	(HOUSTON)	.341
2. COOPER	(CHICAGO)	.325
3. HORNER	(VA. BEACH)	.324
4. MAZZILLI	(BERRIEN SPR.)	.324
5. MADLOCK	(SIMI VALLEY)	.321
6. TEMPLETON	(BOULDER)	.318
7. OTIS	(HURRICANE)	.318
8. GARVEY	(VIRGINIA)	.317
9. GEORGE BRETT	(SHILOH)	.315
10. PETE ROSE	(HOUSTON)	.313
11. RICE	(WATSONVILLE)	.313
12. K.HERNANDEZ	(SOUTH SALTA)	.311
13. BROCK	(BERRIEN SPR.)	.310
14. WYNEGAR	(SHILOH)	.310
15. DEJESUS	(VA. BEACH)	.310
16. MOLITOR	(HOUSTON)	.310
17. AL OLIVER	(BOULDER)	.309
18. FOSTER	(BOULDER)	.308
19. LEMON	(TOLEDO)	.308
20. LEZCANO	(CHICAGO)	.307

DOUBLES

K.HERNANDEZ (SC)	50
CROMARTIE (HB)	48
PARKER (CF)	47
KEMP (HS)	46
COOPER (CB)	46
BUDDY BELL (CB)	46
RICE (WR)	45
REITZ (PR)	44
JOSE CRUZ (SH)	41
MAZZILLI (BS)	41

TRIPLES

GEORGE BRETT(SH)	26
MORENO (SC)	19
W.WILSON (BL)	19
TEMPLETON (BL)	18
LEFLORE (PR)	18
RIVERS (SV)	17
RANDOLPH (BL)	17
DAWSON (LM)	15
COWENS (PR)	14
PORTER (CF)	14

HOMERUNS

DAVE KINGMAN(SJ)	56
RICE (WR)	43
G.THOMAS (SC)	42
WINFIELD (AA)	42
STARGELL (HB)	41
HORNER (VB)	40
SCHMIDT (HB)	39
REG JACKSON (MS)	37
BAYLOR (HW)	36
OGLIVIE (VB)	36

RUNS BATTED IN

DAVE KINGMAN(SJ)	162
BAYLOR (HW)	137
RICE (WR)	132
G.THOMAS (SC)	121
HORNER (VB)	119
FOSTER (BL)	117
LARY PARRISH(SC)	116
KEMP (HS)	115
COOPER (CB)	115
PARKER (CF)	111

RUNS

WINFIELD (AA)	128
LOPES (CF)	125
BAYLOR (HW)	123
LEZCANO (CB)	122
DEJESUS (VB)	119
PARKER (CF)	119
RANDOLPH (BL)	116
W.WILSON (BL)	115
DAVE KINGMAN(SJ)	112
K.HERNANDEZ (SC)	111

HITS

GARVEY (VG)	220
MAZZILLI (BS)	214
TEMPLETON (BL)	212
DEJESUS (VB)	210
CROMARTIE (HB)	207
MORENO (SC)	204
PETE ROSE (HS)	204
RICE (WR)	201
COOPER (CB)	201
K.HERNANDEZ (SC)	199

WALKS

SCHMIDT (HB)	114
TENACE (SJ)	106
SINGLETON (AA)	103
PORTER (CF)	102
LOPES (CF)	98
JOE MORGAN (VG)	98
NORTH (SJ)	96
LEZCANO (CB)	94
RANDOLPH (BL)	93
MAZZILLI (BS)	92

STRIKEOUTS

G.THOMAS (SC)	193
DAVE KINGMAN(SJ)	151
LEFLORE (PR)	126
SINGLETON (AA)	121
JSN THOMPSON(WR)	114
TENACE (SJ)	114
BONDS (SV)	114
LARY PARRISH(SC)	113
LNCE PARRISH(WR)	112
REG JACKSON (MS)	109

STOLEN BASES

W.WILSON (BL)	99
MORENO (SC)	80
LEFLORE (PR)	79
NORTH (SJ)	68
JULIO CRUZ (MS)	63
JOSE CRUZ (SH)	42
BUMBRY (WR)	41
MADLOCK (SV)	41
LOPES (CF)	41
MOLITOR (HS)	40

ERRORS

DEJESUS (VB)	41
MADLOCK (SV)	33
HORNER (VB)	31
ONTIVEROS (BS)	31
TAVERAS (SJ)	30
TRAMMELL (LM)	29
FRIAS (CB)	28
CR.REYNOLDS (HB)	28
GEORGE BRETT(SH)	27
RANDOLPH (BL)	27

SLUGGING

DAVE KINGMAN(SJ)	.630
KEMP (HS)	.613
RICE (WR)	.596
GEORGE BRETT(SH)	.595
STARGELL (HB)	.583
FOSTER (BL)	.580
HORNER (VB)	.561
IVIE (AA)	.557
REG JACKSON (MS)	.553
LEZCANO (CB)	.550

GAME WINNING RBI

DAVE KINGMAN(SJ)	19
PARKER (CF)	19
BAYLOR (HW)	18
SINGLETON (AA)	18
LYNN (SV)	17
COOPER (CB)	17
KEMP (HS)	16
REG JACKSON (MS)	15
EDDIE MURRAY(PR)	15
WINFIELD (AA)	15



American Association

PITCHING LEADERS
(STAT. INPUT BY MIKE LANDIN)
THRU: SERIES 15

*** FINAL ***

TOP 20 PITCHERS (160 OR MORE INNINGS)

1. GUIDRY	(HURRICANE)	2.26
2. MONTEFUSCO	(SIMI VALLEY)	2.49
3. J.R. RICHARD	(HARBOR BEACH)	2.51
4. ECKERSLEY	(BOULDER)	2.60
5. JOHN	(CHICAGO)	2.61
6. SEAVER	(VIRGINIA)	2.65
7. SCHATZEDER	(TOLEDO)	2.66
8. HUME	(SOUTH SALTA)	2.72
9. SWAN	(HARBOR BEACH)	2.75
10. STONE	(ADDISON)	2.76
11. SIL MARTINEZ	(PARK RIDGE)	2.91
12. JIM PALMER	(PARK RIDGE)	2.94
13. CALDWELL	(VIRGINIA)	2.96
14. ESPINOSA	(CUYAHOGA)	3.03
15. FROST	(SOUTH SALTA)	3.08
16. MORRIS	(L&M LIBRAE)	3.15
17. DON SUTTON	(PARK RIDGE)	3.42
18. PHIL NIEKRO	(ADDISON)	3.43
19. JOE NIEKRO	(HARBOR BEACH)	3.44
20. KEN FORSCH	(HURRICANE)	3.45

GAMES

TEKULVE	(BL)	93
ROMO	(BL)	80
KERN	(SJ)	74
MARSHALL	(AA)	73
SAMBITO	(PR)	72
LAVELLE	(CF)	67
MONGE	(WR)	63
LYLE	(VG)	63
LITTELL	(BL)	61
SUTTER	(CB)	61

COMPLETE GAMES

J.R. RICHARD(HB)	27
JOHN (CB)	20
ROGERS (BS)	19
JOE NIEKRO (HB)	19
HOOTON (MS)	18
GUIDRY (HW)	18
PHIL NIEKRO (AA)	18
MANY TIED WITH	16
MANY TIED WITH	16
MANY TIED WITH	16

VICTORIES

J.R. RICHARD(HB)	25
ECKERSLEY (BL)	22
JENKINS (HW)	21
FLANAGAN (VB)	21
GUIDRY (HW)	20
PHIL NIEKRO (AA)	19
JOHN (CB)	19
BILL LEE (CB)	19
FROST (SC)	18
SEAVER (VG)	18

LOSSES

ROGERS (BS)	20
KOOSMAN (WR)	19
GOLTZ (MS)	19
FINCH (SH)	19
GURA (KG)	19
D.LEONARD (LM)	18
BLUE (HS)	18
LERCH (MS)	17
RASMUSSEN (TT)	17
MANY TIED WITH	16

INNINGS

PHIL NIEKRO (AA)	333.7
J.R. RICHARD(HB)	323.0
JOE NIEKRO (HB)	300.7
ROGERS (BS)	298.3
JOHN (CB)	296.0
JENKINS (HW)	292.3
DEN MARTINEZ(VB)	282.0
SWAN (HB)	274.7
ECKERSLEY (BL)	273.3
FLANAGAN (VB)	270.3

SHUTOUTS

STONE (AA)	5
J.R. RICHARD(HB)	5
GUIDRY (HW)	4
DEN MARTINEZ(VB)	4
FLANAGAN (VB)	4
SEAVER (VG)	4
JOHN (CB)	4
COMER (CB)	4
MANY TIED WITH	3
MANY TIED WITH	3

WALKS

RYAN (SJ)	128
KRAVEC (SC)	127
JOE NIEKRO (HB)	124
PHIL NIEKRO (AA)	116
D.ALEXANDER (BL)	114
TORREZ (HB)	110
DEN MARTINEZ(VB)	105
ROGERS (BS)	103
JENKINS (HW)	101
J.R. RICHARD(HB)	96

STRIKEOUTS


J.R. RICHARD(HB)	247
FLANAGAN (VB)	228
GUIDRY (HW)	221
PHIL NIEKRO (AA)	220
RYAN (SJ)	208
CARLTON (CF)	195
JENKINS (HW)	186
ROGERS (BS)	171
BLYLEVEN (BL)	170
SWAN (HB)	167

PERCENTAGE(16 DECISIONS)


	W-L	PCT.
ECKERSLEY (BL)	22- 4	.846
ROMO (BL)	13- 3	.813
MONTEFUSCO (SV)	14- 4	.778
GUIDRY (HW)	20- 7	.741
J.R. RICHARD(HB)	25- 9	.735
FROST (SC)	18- 7	.720
BILL LEE (CB)	19- 8	.704
REUSS (CB)	14- 6	.700
FLANAGAN (VB)	21- 9	.700
JENKINS (HW)	21- 9	.700

RELIEF POINTS


	SV	RP
MARSHALL (AA)	31	41
SAMBITO (PR)	31	37
MONGE (WR)	20	31
KERN (SJ)	19	29
LYLE (VG)	23	29
A.LOPEZ (HW)	19	28
TEKULVE (BL)	17	27
LAVELLE (CF)	12	25
SOSA (HS)	16	24
SUTTER (CB)	16	23




HURRICANE WIND
 ERA CHAMPION 2.26



ADDISON ARROWS
 "FIREMAN OF THE YEAR"
 RW SV RP
 10 31 41



HARBOR BEACH HURONS
 VICTORIES LEADER 25
 COMPLETE GAMES LEADER 27
 STRIKEOUT CHAMPION 247
 SHUTOUTS LEADER (tie) 5



BOULDER LIVINGJAS
 WINNING PCT LEADER 22-4 .846

American Assoc. Team Stats

* FINAL *

THRU SERIES: 15
(STAT INPUT BY MIKE LANDIN)

TEAM	BAT	PCT.	G	AB	R	H	RBI	2B	3B	HR	SLG.	BB	SO	E	SH	SF	SB	CS	DP
(BL)	BOULDER	.286	163	5850	884	1673	840	261	74	149	.432	530	772	141	21	43	211	79	119
(CB)	CHICAGO	.283	160	5696	879	1610	844	282	35	197	.448	556	739	137	50	51	69	48	155
(HW)	HURRICANE	.278	163	5642	825	1567	789	220	49	143	.410	499	735	126	28	50	146	78	116
(VG)	VIRGINIA	.275	160	5614	768	1542	748	302	33	170	.431	453	669	132	5	31	79	48	151
(VB)	VA. BEACH	.274	160	5634	807	1545	783	270	37	230	.458	459	785	129	3	27	47	73	135
(SJ)	SAN JOAQUIN	.272	160	5643	792	1535	761	221	39	163	.412	595	835	141	22	31	167	85	104
(SH)	SHILOH	.271	160	5742	713	1556	678	281	72	121	.408	351	663	130	23	48	100	42	150
(CF)	CUYAHOGA	.270	160	5634	825	1519	784	254	38	163	.415	545	825	105	10	42	164	52	120
(SV)	SIMI VALLEY	.269	160	5541	680	1489	644	220	61	127	.399	471	720	114	9	38	117	68	139
(SC)	SOUTH SALTA	.268	160	5638	805	1510	776	262	65	154	.419	526	901	115	23	41	169	64	134
(BS)	BERRIEN SPR.	.267	160	5603	701	1496	667	235	34	121	.386	513	771	135	36	33	125	76	142
(PR)	PARK RIDGE	.267	160	5518	617	1471	577	231	53	74	.368	394	749	141	21	45	139	64	134
(HB)	HARBOR BEACH	.264	160	5527	677	1459	652	266	40	192	.431	400	729	116	12	42	91	46	123
(TT)	TOLEDO	.263	160	5579	631	1469	611	208	42	97	.368	435	777	137	45	34	129	80	142
(KG)	KILKENNY	.263	160	5459	614	1436	594	219	32	108	.374	417	758	118	9	58	80	46	153
(WR)	WATSONVILLE	.262	160	5719	708	1501	674	250	44	159	.405	446	856	136	26	37	114	51	119
(HS)	HOUSTON	.261	160	5455	663	1422	633	278	31	137	.398	586	752	106	52	42	91	31	132
(AA)	ADDISON	.260	160	5648	769	1466	712	218	41	221	.430	518	763	109	26	41	85	53	122
(LM)	L&M LIBRAE	.250	160	5512	644	1378	610	195	59	129	.377	561	783	134	21	40	113	77	142
(MS)	MATHER	.249	160	5538	682	1377	658	218	43	175	.398	506	838	104	6	36	152	52	134
		.268	112	1192	300	21	4891	3030	9761	2506	810	1208	2666						
		3206	14684	14035	922	409	15420	448	2388	2666									

	TEAM	PIT	ERA.	GS	GR	CG	SH	IP	H	R	ER	HR	BB	SO	SV	RP
(HW)	HURRICANE		3.24	163	146	62	15	1453.0	1342	579	523	119	436	905	34	54
(PR)	PARK RIDGE		3.58	160	190	41	13	1423.3	1346	640	566	140	465	743	43	55
(HB)	HARBOR BEACH		3.63	160	132	75	12	1426.7	1340	630	576	118	511	822	19	31
(BL)	BOULDER		3.66	163	332	20	5	1486.7	1434	681	604	127	467	834	44	88
(AA)	ADDISON		3.66	160	213	40	11	1456.7	1377	663	592	141	512	893	42	61
(CB)	CHICAGO		3.70	160	203	48	12	1463.7	1503	660	601	127	452	622	27	44
(CF)	CUYAHOGA		3.79	160	237	32	12	1447.3	1338	654	609	162	519	889	34	62
(SC)	SOUTH SALTA		3.91	160	231	32	9	1440.7	1475	689	626	109	468	667	36	52
(SV)	SIMI VALLEY		3.92	160	208	39	6	1412.7	1470	694	615	148	453	696	31	51
(SJ)	SAN JOAQUIN		3.95	160	191	40	8	1452.3	1438	720	638	139	527	1012	26	48
(VB)	VA. BEACH		3.98	160	176	44	13	1444.7	1446	732	639	177	466	815	38	57
(VG)	VIRGINIA		4.05	160	196	37	8	1423.7	1465	707	641	168	487	661	35	57
(TT)	TOLEDO		4.50	160	251	22	8	1442.7	1539	813	722	181	590	850	28	44
(BS)	BERRIEN SPR.		4.59	160	170	53	5	1431.7	1583	808	730	164	491	711	20	33
(WR)	WATSONVILLE		4.61	160	222	34	8	1456.7	1580	815	746	161	498	727	31	52
(MS)	MATHER		4.63	160	191	55	5	1439.3	1647	806	741	159	497	820	36	48
(KG)	KILKENNY		4.67	160	220	27	6	1405.0	1658	792	729	134	458	656	26	44
(LM)	L&M LIBRAE		4.77	160	163	53	6	1433.3	1609	838	759	183	487	820	22	38
(SH)	SHILOH		5.03	160	196	39	4	1434.7	1712	873	802	178	502	610	24	43
(HS)	HOUSTON		5.21	160	173	41	7	1413.0	1722	890	818	195	468	675	22	38
			4.15	4041		173		30024		13277		9754		618		
			3206	834		28787.7		14684		3030		15428		1000		

EXTRA-INNING GAMES			1-RUN GAMES			WERE SHUTOUT			WINNING (LOSING) STREAKS		
HOUSTON	7-2	.778	CUYAHOGA	28-20	.583	HOUSTON	18	HURRICANE	14 (9)		
SIMI VALLEY	10-4	.714	PARK RIDGE	30-22	.577	KILKENNY	13	BERRIEN SPR.	13 (9)		
HARBOR BEACH	9-5	.643	HURRICANE	28-22	.560	HARBOR BEACH	13	BOULDER	11 (4)		
HURRICANE	7-4	.636	BOULDER	29-23	.558	L&M LIBRAE	12	VA. BEACH	11 (3)		
PARK RIDGE	5-3	.625	ADDISON	23-21	.523	VIRGINIA	11	WATSONVILLE	10 (7)		
KILKENNY	7-5	.583	VA. BEACH	26-25	.510	WATSONVILLE	10	CHICAGO	10 (7)		
BOULDER	12-9	.571	TOLEDO	26-25	.510	CUYAHOGA	10	ADDISON	9 (10)		
SAN JOAQUIN	14-11	.560	SAN JOAQUIN	29-29	.500	TOLEDO	9	SOUTH SALTA	7 (5)		
ADDISON	10-8	.556	L&M LIBRAE	23-23	.500	BERRIEN SPR.	9	SIMI VALLEY	7 (6)		
CUYAHOGA	10-9	.526	CHICAGO	25-25	.500	SIMI VALLEY	8	CUYAHOGA	7 (4)		
VIRGINIA	7-7	.500	WATSONVILLE	26-27	.491	PARK RIDGE	8	SAN JOAQUIN	6 (6)		
L&M LIBRAE	11-11	.500	BERRIEN SPR.	26-27	.491	MATHER	7	KILKENNY	6 (9)		
TOLEDO	9-12	.429	SHILOH	22-23	.489	ADDISON	7	VIRGINIA	6 (5)		
SOUTH SALTA	5-7	.417	MATHER	27-29	.482	SOUTH SALTA	6	HARBOR BEACH	6 (7)		
SHILOH	7-10	.412	KILKENNY	23-25	.479	BOULDER	6	MATHER	5 (8)		
WATSONVILLE	8-12	.400	HARBOR BEACH	27-30	.474	SHILOH	6	PARK RIDGE	5 (6)		
MATHER	6-9	.400	VIRGINIA	21-24	.467	SAN JOAQUIN	5	L&M LIBRAE	5 (7)		
BERRIEN SPR.	8-12	.400	SOUTH SALTA	21-27	.438	HURRICANE	5	HOUSTON	5 (20)		
VA. BEACH	6-10	.375	SIMI VALLEY	24-31	.436	CHICAGO	5	TOLEDO	4 (7)		
CHICAGO	8-16	.333	HOUSTON	17-23	.425	VA. BEACH	4	SHILOH	3 (8)		
166-166			501-501			172		14 (20)			

TML All Stars

(The players listed at positions were selected by balloting of the Managers in their respective Associations. The All Star games can be found on Pages 105-106).

American Association

Western Conf.

1B - K.Hernandez(SC)
 2B - Randolph (BL)
 3B - G.Brett(SH)
 SS - Templeton(BL)
 OF - Lynn(SV)
 OF - Rice(WR)
 OF - Baylor(HW)
 DH - Kingman(SJ)
 C - Carter(PR)
 SP - Eckersley(BL)
 RP - Sambito(PR)
 RP - Tekulve(BL)

E.Murray(PR)	Guidry(HW)
Grich(WR)	Jenkins(HW)
Lry.Parrish(SC)	Frost(SC)
Madlock(SV)	Monge(WR)
Foster(BL)	Kern(SJ)
Otis(HW)	Wynegar(SH)
W.Wilson(BL)	

Global Conf.

1B - Garvey(VG)
 2B - Molitor(HS)
 3B - Horner(VB)
 SS - DeJesus(VB)
 OF - Lezcano(CB)
 OF - Parker(CF)
 OF - Kemp(HS)
 DH - Gamble(CB)
 C - Bench(CB)
 SP - J.R.Richard(HB)
 RP - Marshall(AA)
 RP - Sosa(HS)

Stargell(HB)	Seaver(VG)
Cooper(CB)	John(CB)
Lopes(CF)	Flanagan(VB)
Foli(VG)	Sutter(CB)
B.Bell(CB)	Porter(CF)
Winfield(AA)	Lavelle(CF)
Mazzilli(BS)	

National Association

Northeastern Conf.

1B - Stargell(GG)
 2B - Molitor(CS)
 3B - L.Parrish(BB)
 SS - Templeton(NY)
 OF - Lynn(GG)
 OF - Parker(BB)
 OF - E.Valentine(GG)
 DH - G.Brett(MT)
 C - Downing(GG)
 SP - Flanagan(MT)
 RP - Sosa(SB)
 RP - D.Roberts(GG)

Cooper(3M)	Wise(MT)
Grich(SB)	J.Niekro(SB)
Smalley(OC)	P.Niekro(BB)
B.Bell(3M)	John(TG)
Schmidt(TG)	Sambito(MM)
Moreno(NY)	Lnce.Parrish(OC)
Lemon(CS)	

Continental Conf.

1B - K.Hernandez(WD)
 2B - Oberkfell(ZR)
 3B - Horner(WD)
 SS - Concepcion(GC)
 OF - Rice(OK)
 OF - G.Thomas(ZR)
 OF - Foster(NO)
 DH - L.Johnson(NO)
 C - Simmons(GC)
 SP - Guidry(PO)
 RP - Tekulve(AO)
 RP - A.Lopez(NB)

Mazzilli(NB)	Rogers(NB)
Garvey(ZR)	J.R.Richard(NO)
Wills(OK)	Sanderson(AO)
Harrah(OK)	Marshall(GC)
LeFlore(AO)	Kern(PO)
Singleton(RR)	Carter(OK)
W.Wilson(NO)	

AMERICAN

1980 FINAL STANDINGS

Western

KOUFAX

	W - L	PCT.	GB
SOUTH SALTA	88- 72	.550	0
SAN JOAQUIN	85- 75	.531	3
SIMI VALLEY	76- 84	.475	12
WATSONVILLE	72- 88	.450	16
MATHER	71- 89	.444	17

MUSIAL

	W - L	PCT.	GB
BOULDER	106- 57	.650	0
HURRICANE	105- 58	.644	1
PARK RIDGE	84- 76	.525	20½
SHILOH	64- 96	.400	40½
KILKENNY	62- 98	.387	42½

Global

MAYS

	W - L	PCT.	GB
CUYAHOGA	97- 63	.606	0
VA. BEACH	90- 70	.563	7
VIRGINIA	83- 77	.519	14
L&M LIBRAE	64- 96	.400	33
TOLEDO	62- 98	.387	35

BANKS

	W - L	PCT.	GB
CHICAGO	94- 66	.587	0
ADDISON	91- 69	.569	3
HARBOR BEACH	80- 80	.500	14
BERRIEN SPR.	68- 92	.425	26
HOUSTON	61- 99	.381	33

** 1980 American Playoff Results **

BOULDER defeated HURRICANE 2 games to 1 to take the Musial Division Crown

BOULDER defeated SOUTH SALTA 3 games to 0 to take the Western Conference Title

CUYAHOGA defeated CHICAGO 3 games to 1 to take the Global Conference Title

BOULDER defeated CUYAHOGA 4 games to 1 to take the American Association Pennant

American '80 - A Review

by Jim Pertierra

The American Association races started off calmly in 1980 and grew to where nail biting was even mild, as all four divisions rocketed down the stretch, culminating in the marvelous 3-game showdown between Boulder and Hurricane, which preceded the Playoffs. (Now class, diagram that sentence.)

After the initial drafting phases were completed, it was hard to discern if any team had an advantage going into TML I. The Rookie Draft in 1980 solidified the Boulder position, as Mike Bravard picked up Greg Minton and Joey McLaughlin to shore up his already deep bullpen. Bill James and Dallas Adams had expressed a desire to solidify the L&M franchise with youth and they proved it in snatching Danny Darwin and Dan Quisenberry for the future. "Trader Jack" Stephens gathered some fine material in Rickey Henderson for a mere 11 grand! The highest single American bid was placed by Simi Valley with \$100,000 on Rick Sutcliffe.

With the drafting behind, the 20 American Managers settled down to some wheeling and dealing. Perhaps the deal that had the greatest impact on the eventual outcome of the American Association was the one pulled off by the old cronies from Colorado, as Mike Bravard cut loose Lary Sorensen and Bill Travers to Bob Moore for Dennis Eckersley. That deal was the one, being a long observer of the key Boulder deal, that convinced me that this was going to be another Boulder year.

The season opened with a bang, as Boulder took all eight from its primary competition, the Hurricane Wind. Bob Horner of Virginia Beach had practically a season in the first series, as he launched 11 homeruns in the first 16 games! Dennis Martinez of Virginia Beach came within one pitch of hurling the first TML no-hitter against the Librae, as only a scratch single by Andre Dawson spoiled the show. Bill Lee, the King of Outer Space, also flirted with it in series 3, with only an infield single by Lynn Jones as the blemish.

By Series 4, all the eventual division winners had settled into first place, but their positions were by no means secure. Tim Muledy's Addison Arrows were ripped to shreds at home by Virginia, 20-0, and Berrien Springs' Skipper L.C. Roots must have keeled over when he got back a 26-4 road win from Virginia Beach. L.C.'s troops put together the biggest single run production in the TML for both a game and an inning, when they scored the 26 runs, aided by a 12-run 7th inning, while already holding a 10-1 lead!

Managerial changes soon started showing up around the American. Roy Jensen moved into Jim Reeder's Simi Valley dugout and Glenn Bailey took over the Houston franchise from Dick Adkins. The big news in the American Association was the roaring of the Wind. Hurricane started to listen with earnest to Mark Smiley and, behind Fergie Jenkins, put together a 35-10 record to move within a single game of the Livingjas. Jenkins proved to be a major surprise, as he moved his winning streak to epic proportions.

As the Summer Stretch started, San Joaquin Bandido Manager Less Fleming must have felt that his team had finally awaken. He had whipped the Bandidos to within three strides of the top and Frito sales had picked up all around Mill Valley. Virginia Beach was standing just two and a half games behind the Cuyahoga Falls Fungos in the Mays and Addison was just lurking behind Banks leader Chicago.

American Continued

When the Stretch was over, nothing much had changed. Mather however, seemed to have finally come out of the doldrums that had plagued it throughout the season with a 22-20 Summer Stretch. Hurricane picked up a full three games on Boulder, settling in just one game back, with an overall 25-11 Summer Stretch. The Musial Division looked like it would go right to the wire. Individuals having an outstanding Summer Stretch were Dave Kingman of San Joaquin, who knocked in 48 runs during the 36-game span (while only hitting .270), and Don Baylor of Hurricane, who drove in 30 runs for the Stretch, while scoring 32.

The two Western Conference second place clubs got together at San Joaquin immediately after the finish of the Stretch, and Kingman cut off the Wind with three blasts and dropped the Wind five paces back of Boulder. The Bandidos meanwhile, moved to within two games of the South Salta C's. I had gone public with my predictions in June and the C's were confounding me, being that they were the only team that was currently in the lead that I had not predicted! (Just kidding around, given my past prediction history, I would've been happy with just one correct prediction!)

The Stretch drive began and all the leaders, except Salta, started to roar away from the pack. Ferguson Jenkins won his 17th game in a row for Hurricane, which still hung six games behind Boulder with 32 to go. Mike Landin, in a headline Summer Stretch lead story, gave Chicago a "clinch" with an 11-game lead at the 144-game mark. Little did Mike know that Tim Lincecum's Addison Arrows went heavy on the pedal, double-clutched, and blasted the Bruins at Chicago, taking the first seven of the eight game series. And, little did John Gatto know that if the Arrows had snuck by once more, then they would have been dead even and had pulled a 1951 Giant Miracle. It never happened, as the Bruins rolled in, with the help of a 4-4 split at Berrien Springs. Carl Carpenter suffered nearly the same fate, except he was at Simi Valley, needing only one victory to clinch, and he got three. Hurricane continued to run hot and heavy down to the wire and caught Boulder in game #160. The Wind blew in at 25-7 over the last two series and forced the divisional playoff with Boulder.

As you all know by now, Boulder just prevailed in the very last game of the season on an Al Oliver blastoff into the rightfield maniacs in Boulder and the 'Jas just got into the Playoffs. They rolled right through the Playoffs and were crowned the TML Champion!

That was a succinct wrap up of the American season. The powers that be have limited me to two sides to wrap up the story and it isn't enough. I've enjoyed writing about the American goings on this season and look forward to 1981 as another fun filled season.

I volunteered to give up my New York Woodchoppers in the National to move over and take over Stu McCorkindale's Park Ridge team when he left us, but my compadres, Alber, Landin, & Lentine, told me that I should stick around and let them bash me head in again in TML II. Well, maybe I'll be over to join my American friends eventually.

Thanks for the laughs and friendships. Let's see if I can go 2 for 2 in predicting the American Champion this year.

Addison Arrows

Banks
2nd Place

Manager: TIM MULEDY (MARRIED: DENISE)

Age: 31

Occupation: MAILMAN

Other Leagues: CONTINENTAL HOCKEY ASSOCIATION

Biographical Sketch

(I ASSUME YOU MEANT "BIOGRAPHICAL" AS OPPOSED TO "BIOLOGICAL," DON'T YOU?) BIOLOGICALLY, I BELIEVE I WAS CREATED BY GOD (NOT THAT POPULAR A VIEW ANYMORE IN THIS COUNTRY). (ED. NOTE: HA! HA!) BIOGRAPHICALLY, IN SHORT, I GRADUATED FROM HIGH SCHOOL, WENT TO DE PAUL FOR A YEAR, THEN 2 YEARS IN THE ARMY. I JOINED THE POST OFFICE 7 AND A HALF YEARS AGO. I WAS MARRIED IN AUGUST OF 1979 (NO CHILDREN).

1980 Season Story

THE ARROWS STARTED OUT GREAT, TAKING THE EARLY LEAD IN THE BANKS DIVISION. A STAGGERING BATTING SLUMP IN MID-SEASON DUG A HOLE THAT A STRONG FINISH COULDN'T OVERCOME. MANY DIS-APPOINTMENTS AT THE PLATE (SIMMONS-.237, WINFIELD-.271, SINGLETON-.261; ALL BELOW EXPECTED .300+ FINISHES) REALLY HURT ADDISION'S PENNANT HOPES. HOWEVER, (WITH THE EXCEPTION OF RICK REUSCHEL'S 5.61 ERA) THE PITCHING WAS VERY GOOD. PHIL NIEKRO (19-13) JUST MISSED A 20-WIN SEASON. STEVE STONE (17-10, 2.76 ERA) WAS THE SURPRISING "ACE" OF THE ARROW STAFF. MIKE MARSHALL (AMERICAN "FIREMAN OF THE YEAR") WAS UNBELIEVABLE COMING OUT OF THE BULLPEN! ALL IN ALL, IT WAS A SUCCESSFUL OPENING YEAR, DESPITE NOT CATCHING CHICAGO.



TEAM: ADDISON
MANAGER: T.MULEDY
HOME PCT: .575

TML I
1980

THRU: SERIES 15.0
DEF DP: 122
PIT ERR: 3

AB	PLAYER	PCT.	G	GU	AB	R	H	RBI	2B	3B	HR	SLG.	BB	SO	E	SH	SF	SB	CS	WH
	IVIE	.280	122	5	461	63	129	108	14	3	36	.557	40	98	11	0	5	5	1	8
	KUIPER	.238	135	14	428	43	102	16	11	1	0	.269	22	34	10	8	0	2	5	1
	A.GRIFFIN	.277	146	2	570	70	158	42	17	9	1	.344	39	64	26	5	7	25	13	8
	NETTLES	.249	141	1	531	61	132	51	23	1	14	.375	50	57	16	0	2	4	4	6
	BIL ROBINSON	.274	143	5	573	72	157	87	23	6	31	.497	17	108	4	0	4	18	2	8
	WINFIELD	.271	158	0	624	*128	169	110	25	9	42	.542	81	83	3	0	3	14	15	15
	SINGLETON	.261	160	0	609	105	159	109	29	5	36	.502	103	121	4	0	6	5	1	18
	SIMMONS	.237	135	6	515	69	122	72	17	0	29	.439	34	39	6	0	6	0	1	6
	ZISK	.258	135	14	484	54	125	55	28	3	19	.446	51	77	4	0	2	0	2	5
	DENT	.172	86	69	99	4	17	7	4	0	0	.212	7	9	8	1	1	0	0	3
C	SQUIRES	.270	67	86	215	30	58	24	5	0	3	.335	15	9	1	6	1	8	5	4
	WAYNE GROSS	.175	20	136	57	3	10	1	3	0	1	.281	8	9	1	0	0	0	0	0
B	DILLARD	.268	62	93	198	21	53	14	3	1	4	.354	11	25	6	3	0	1	0	1
A	HALE	.000	11	149	13	1	0	0	0	0	0	.000	4	6	1	1	0	0	0	0
B	BENIQUEZ	.238	69	90	63	13	15	7	2	0	3	.413	3	7	0	0	3	1	1	1
B	TED MARTINEZ	.233	16	143	43	4	10	0	2	0	0	.279	2	7	1	0	0	0	0	0
A	POCOROBA	.354	32	121	99	17	35	2	10	0	0	.455	20	0	3	1	0	2	3	0
B	BLACKWELL	.208	16	144	24	4	5	3	0	2	0	.375	10	6	1	1	0	0	0	0
* B	MCCARVER	.226	8	152	31	4	7	2	0	1	1	.387	1	4	0	0	1	0	0	0
* A	CARDENAL	.273	4	156	11	3	3	2	2	0	1	.727	0	2	0	0	0	0	0	0
BAT TOTALS		.260	160	XX	5648	769	1466	712	218	41	221	.430	518	763	109	26	41	85	53	84

GS/GR	PITCHER	ERA.	W	L	PCT.	SV	RP	GS	GR	CG	SH	IP	H	R	ER	HR	BB	SO
44/ 0	PHIL NIEKRO	3.43	19	13	.594	0	0	*44	0	18	3	*333.7	278	142	127	40	116	220
36/ 0	R.REUSCHEL	5.61	10	11	.476	0	1	29	3	5	1	186.0	254	127	116	11	72	109
32/ 0	STONE	2.76	17	10	.630	0	0	32	0	9	5	225.0	154	73	69	33	66	150
17/ 1	TANANA	3.79	7	6	.538	0	0	17	1	1	1	109.3	121	53	46	10	27	63
18/16	TROUT	4.26	9	7	.563	3	3	18	14	2	1	131.0	151	72	62	12	49	68
1/89	MARSHALL	2.24	10	8	.556	*31	*41	0	73	0	0	100.3	72	25	25	6	22	53
0/44	BUSKEY	2.54	4	1	.800	6	10	0	44	0	0	78.0	63	22	22	4	21	25
8/21	HASSLER	3.35	7	4	.636	1	3	8	21	3	0	94.0	93	42	35	6	32	69
	SCARBERRY	2.96	1	1	.500	0	1	0	20	0	0	51.7	57	23	17	2	14	40
0/37	TOBIK	4.07	1	3	.250	1	2	0	32	0	0	59.7	56	28	27	10	24	52
12/10	BUSBY	4.70	6	5	.545	0	0	12	5	2	0	88.0	78	56	46	7	69	44
PIT TOTALS		3.66	91	69	.569	42	61	160	213	40	11	1456.7	1377	663	592	141	512	893

* - GIVEN UNCONDITIONAL RELEASE DURING REGULAR SEASON

MISCELLANEOUS TEAM RECORDS

LONGEST WIN STREAK 9
LONGEST LOSS STREAK ... 10

1-RUN GAMES: 23-21 .523
EXTRA-INNINGS: 10- 8 .556
FACE-TO-FACE: 0- 0 .000

WERE SHUTOUT 7

MOST RUNS(GAME) 14
MOST HITS(GAME) 22
MOST RUNS(INNING) 6

1980 TEAM MVP

Mike Marshall

MOST UNEXPECTED PERFORMANCE
STEVE STONE

Berrien Springs Saints

Banks
4th Place

Manager: L.C. ROOTS (MARRIED: SANDY)

Age: 46

Occupation: MINISTER

1981 TEAM NAME CHANGE

ARKANSAS SAINTS


Other Leagues: B.I.G., MASTERS

Biographical Sketch

BORN & RAISED IN TEXAS. WENT TO TEXAS A & M AND NORTH TEXAS STATE. LATER ATTENDED SEMINARY IN KANSAS CITY. RECEIVED CHRIST AS SAVIOR IN 1955 AND WENT INTO THE MINISTRY IN 1956. MARRIED IN 1958 AND HAVE FOUR CHILDREN - 2 GIRLS & 2 BOYS. HAVE PASTORED CHURCHES IN UTAH, MISSOURI, TEXAS, MICHIGAN, AND ARKANSAS. HOBBIES INCLUDE GOLF, BOWLING, AND COACHING BASEBALL & SOFTBALL. SEMI-PRO MAGICIAN, BUT NO HOUDINI!

1980 Season Story

PLEASED WITH OFFENSIVE OUTPUT, BUT VERY DISAPPOINTED WITH PITCHING.



TEAM: BERRIEN SPR.
MANAGER: L.C.ROOTS
HOME PCT: .462

TML I
1980

THRU: SERIES 15.0
DEF DP: 142
PIT ERR: 6

AB	PLAYER	PCT.	G	GU	AB	R	H	RBI	2B	3B	HR	SLG.	BB	SO	E	SH	SF	SB	CS	WH
	MAYBERRY	.271	130	12	494	74	134	88	18	0	25	.460	60	97	10	2	3	4	1	10
	A.BANNISTER	.249	65	85	217	29	54	28	9	3	0	.318	23	21	11	0	2	5	2	3
	SMALLEY	.278	141	19	503	73	140	85	17	4	21	.453	51	70	26	9	3	5	3	12
	ONTIVEROS	.270	152	2	567	48	153	47	28	0	2	.330	45	75	31	1	1	3	0	3
	MAZZILLI	.324	160	0	661	102	214	83	41	11	19	.505	92	82	2	0	3	22	23	5
	MCBRIDE	.271	133	20	502	63	136	60	18	7	11	.400	31	61	2	5	5	15	7	3
	BROCK	.310	117	19	435	60	135	45	19	3	4	.395	31	50	4	1	6	19	15	5
D	MUNSON	.255	118	25	427	42	109	44	19	0	3	.321	32	49	5	1	1	1	0	5
	LEE MAY	.243	73	72	263	27	64	38	9	0	7	.357	14	38	6	0	3	4	3	4
	RUPE JONES	.251	132	28	498	75	125	60	20	2	15	.390	51	81	7	6	2	13	10	6
	ROYSTER	.225	129	21	463	58	104	31	19	2	3	.294	48	48	21	4	2	23	9	5
	JEFF LEONARD	.284	40	110	141	16	40	8	4	1	0	.326	14	16	2	2	0	6	1	0
D	CLIF JOHNSON	.255	69	87	188	18	48	37	11	0	9	.457	12	24	5	3	2	4	0	2
D	GERONIMO	.227	14	146	22	4	5	1	0	0	0	.227	2	0	0	0	0	1	1	0
D	STENNETT	.182	34	124	55	2	10	2	2	0	0	.218	2	6	0	1	0	0	0	0
B	VAIL	.167	6	153	18	2	3	1	0	0	1	.333	1	3	0	0	0	0	1	0
A	MONTGOMERY	.136	6	151	22	2	3	1	0	0	0	.136	0	4	0	0	0	0	0	0
A	SPIKES	.304	7	153	23	1	7	3	0	0	0	.304	0	5	0	0	0	0	0	0
A	FOSSE	.222	8	147	9	0	2	1	0	1	0	.444	0	1	0	0	0	0	0	0
	PITCHERS	.105	40	120	95	5	10	4	1	0	1	.147	4	40	1	1	0	0	0	1

BAT TOTALS .267 160 XX 5603 701 1496 667 235 34 121 .386 513 771 135 36 33 125 76 64

GS/GR	PITCHER	ERA.	W - L	PCT.	SV	RP	GS	GR	CG	SH	IP	H	R	ER	HR	BB	SO
37/ 0	ROGERS	3.77	13 *20	.394	0	0	37	0	19	0	298.3	276	142	125	23	103	171
34/ 0	WISE	3.97	12 10	.545	0	0	30	1	10	2	217.7	208	102	96	25	66	102
31/ 1	SLATON	3.85	11 12	.478	0	0	31	0	12	2	222.0	248	110	95	17	54	82
25/24	SHIRLEY	3.83	4 4	.500	1	1	10	19	2	0	96.3	105	45	41	6	36	60
27/ 0	RENKO	5.75	6 9	.400	0	4	10	16	1	0	87.7	98	67	56	20	36	51
0/61	REED	7.62	1 6	.143	3	4	0	18	0	0	28.3	42	27	24	6	10	9
	BALOR MOORE	7.58	1 1	.500	2	3	1	26	0	0	46.3	61	41	39	12	24	23
	RIPLEY	7.41	0 0	.000	1	1	0	16	0	0	37.7	58	32	31	6	18	17
	HINTON	9.64	1 1	.500	0	1	0	15	0	0	23.3	45	26	25	5	4	19
23/ 8	MCCATTY	3.81	13 8	.619	1	4	21	11	6	1	175.0	186	83	74	18	58	93
15/6	MOSKAU	5.50	1 6	.143	2	2	9	11	0	0	68.7	83	46	42	8	34	37
	CLEVELAND	3.68	3 6	.333	9	12	0	31	0	0	51.3	63	21	21	5	19	18
	HUFFMAN	6.95	2 9	.182	1	1	11	6	3	0	79.0	110	66	61	13	29	29
	PIT TOTALS	4.59	68 92	.425	20	33	160	170	53	5	1431.7	1583	808	730	164	491	711

MISCELLANEOUS TEAM RECORDS

LONGEST WIN STREAK 13
LONGEST LOSS STREAK ... 9

1-RUN GAMES: 26-27 .491
EXTRA-INNINGS: 8-12 .400
FACE-TO-FACE: 1- 2 .333

WERE SHUTOUT 9

MOST RUNS(GAME) 26
MOST HITS(GAME) 27
MOST RUNS(INNING) 12

** 1980 TEAM MVP **
**
** **Lee Mazzilli** **
**

MOST UNEXPECTED PERFORMANCE

STEVE MCCATTY

Boulder Livingjas

Musial
1st Place

Manager: MIKE BRAVARD (MARRIED: JANE)

Age: 30

Occupation: STUDENT/TRUCK DRIVER

Other Leagues: TCBA

Biographical Sketch

I'VE BEEN PLAYING IN MAIL LEAGUES (APBA & REPLAY) FOR 5 YEARS. I LOVE SPEED & FLASH WHEN IT COMES TO BASEBALL TEAMS AND ALSO APPRECIATE A GOOD BULLPEN. ALL THE SPEED & BULLPEN WERE A BIG FACTOR IN MAKING THIS WINTER'S REPLAY-APBA JUNKET EAST A LOT OF FUN FOR MY WIFE & I. AS FOR MY PERSONAL LIFE, IT'S TOO WEIRD TO DESCRIBE IN A FAMILY PUBLICATION!

1980 Season Story

THE 1980 LIVINGJAS MADE PERTIERRA A PROPHET, BY WINNING THE WORLD SERIES FACE-TO-FACE VERSUS NATIONAL CHAMPION LARRY ALBER'S CLUB FROM TROY. THE 'JAS WERE AN EXCITING TEAM, WITH A GREAT BULLPEN AND GREAT HITTING. ALTHOUGH I HAD STANDOUTS (ECKERSLEY, WILSON, FOSTER, TEMPLETON, & TEKULVE), MY FAVORITE PLAYER WAS TOBY HARRAH, WHO CAME THROUGH TIME AFTER TIME IN THE CLUTCH. EVEN SO, ECKERSLEY WAS THE DIFFERENCE WITH A 22-4 RECORD DURING THE YEAR AND A SUPER PERFORMANCE IN THE FOUR PLAYOFF SERIES.



TML Champion

TEAM: BOULDER
MANAGER: M.BRAVARD
HOME PCT: .671

TML I
1980

THRU: SERIES 15.5
DEF DP: 119
PIT ERR: 6

AB	PLAYER	PCT.	G	GU	AB	R	H	RBI	2B	3B	HR	SLG.	BB	SO	E	SH	SF	SB	CS	WH	RC
D	WATSON	.323	122	35	409	57	132	73	18	5	20	.538	30	47	19	0	2	5	5	12	80
	RANDOLPH	.291	152	2	636	116	185	52	19	17	9	.417	93	74	27	0	1	36	15	6	103
	TEMPLETON	.318	154	0	666	101	212	102	34	18	8	.459	15	78	21	5	1	28	7	11	104
	HARRAH	.271	150	2	553	83	150	87	18	2	17	.403	88	70	22	0	5	18	12	11	82
	W.WILSON	.299	145	0	646	115	193	88	17	19	8	.421	34	103	3	5	8	*99	12	9	103
	FOSTER	.308	117	5	448	89	138	117	18	1	34	.580	62	107	5	0	4	0	6	13	99
	AL OLIVER	.309	136	3	553	70	171	79	32	4	6	.414	18	42	6	0	6	3	2	6	
D	BOONE	.267	137	17	405	55	108	47	22	2	8	.390	46	29	13	0	2	5	3	5	
	CEDEÑO	.253	84	67	182	27	46	16	13	1	3	.385	22	28	1	0	2	8	4	1	
	HEBNER	.264	88	49	284	34	75	40	14	2	5	.380	26	37	3	0	2	5	2	8	
B	GOODWIN	.261	61	92	188	30	49	27	6	3	8	.452	17	23	3	0	0	0	0	5	
C	GRUBB	.265	90	68	298	32	79	34	10	0	7	.369	24	41	3	0	4	0	6	5	
B	CORRELL	.209	62	96	153	17	32	15	15	0	2	.346	12	28	3	0	1	0	0	1	
A	HARRELSON	.276	54	107	87	19	24	9	7	0	0	.356	17	17	4	11	2	4	5	1	
B	NORDHAGEN	.278	45	113	126	13	35	18	10	0	3	.429	9	14	0	0	0	0	0	1	
D	RUDI	.216	48	108	134	17	29	22	3	0	7	.396	14	28	2	0	1	0	0	3	
C	STAUB	.183	27	133	82	9	15	14	5	0	4	.390	3	6	0	0	2	0	0	0	

BAT TOTALS .286 163 XX 5850 884 1673 840 261 74 149 .432 530 772 141 21 43 211 79 98

GS/GR	PITCHER	ERA.	W - L	PCT.	SV	RP	GS	GR	CG	SH	IP	H	R	ER	HR	BB	SO
	D.ALEXANDER	4.95	12 7	.632	1	1	40	8	0	0	205.3	232	127	113	13	114	95
37/ 0	BLYLEVEN	3.73	14 14	.500	0	0	38	0	4	2	250.7	239	122	104	26	93	170
33/ 0	ECKERSLEY	2.60	22 4	*.846	0	0	34	0	14	3	273.3	208	89	79	23	49	157
35/ 1	SPLITTORFF	5.45	6 6	.500	0	0	28	0	0	0	143.7	187	96	87	16	44	45
13/ 0	MATLACK	3.82	5 3	.625	0	0	14	0	1	0	77.7	93	35	33	8	14	33
0/94	TEKULVE	2.59	10 10	.500	17	27	0	*93	0	0	128.3	112	43	37	6	28	61
0/84	ROMO	2.86	13 3	.813	5	18	0	80	0	0	141.7	113	46	45	11	37	105
0/63	LITTELL	2.42	9 1	.900	9	18	0	61	0	0	85.7	65	28	23	4	33	78
0/46	MINTON	2.24	8 5	.615	12	20	0	47	0	0	68.3	50	21	17	2	22	34
9/21	PASTORE	6.13	3 3	.500	0	0	9	1	1	0	47.0	60	36	32	8	16	26
	GARBER	4.71	4 1	.800	0	4	0	42	0	0	65.0	75	38	34	10	17	30

PIT TOTALS 3.66 106 57 .650 44 88 163 332 20 5 1486.7 1434 681 604 127 467 834

MISCELLANEOUS TEAM RECORDS

LONGEST WIN STREAK 11
LONGEST LOSS STREAK ... 4

1-RUN GAMES: 29-23 .558
EXTRA-INNINGS: 12- 9 .571
FACE-TO-FACE: 9- 2 .818

WERE SHUTOUT 6

MOST RUNS(GAME) 16
MOST HITS(GAME) 21
MOST RUNS(INNING) 9

1980 TEAM MVP

Dennis Eckersley

MOST UNEXPECTED PERFORMANCE

ENRIQUE ROMO

Chicago Bruins

Banks
1st Place

Manager: JOHN GATTO (MARRIED: SYLVIA)

Age: 50

Occupation: SCHOOL PRINCIPAL


Other Leagues: TCBA (CHARTER MEMBER), IRBL

Biographical Sketch

BORN AND RAISED IN CHICAGO AREA, DEGREES FROM LOYOLA OF CHICAGO (2 - PSYCHOLOGY, EDUCATION FOR M.S.) AND ONE FROM U. OF ILLINOIS (EDUC. ADMIN.). PLAYED H.S. BASEBALL AND VARSITY BASKETBALL AT LOYOLA (BACK IN THE DAYS WHEN I WAS A 6'4" LAD, PLAYED FORWARD & EVEN 2ND STRING CENTER). THE LATTER TEAM MADE IT TO THE N.I.T. FINALS IN THE GARDEN. THE REST OF THE YEARS HAVE BEEN SPENT TEACHING, COACHING, ADMINISTRATING, AND RAISING 4 CHILDREN, WHILE PURSUING APBA HOBBY, GOING ON 20 YEARS. (1980 WAS MY FIRST YEAR IN REPLAY.)

1980 Season Story

THE TEAM JUMPED OFF TO AN EXCELLENT START, WITH MANY LOP-SIDED WINS AND HIGH SCORING GAMES. THE LATTER GAVE SOME OF THE PLAYERS TOO MANY AT BATS TOO EARLY IN THE SEASON. THUS, SOME HITTERS, SUCH AS GAMBLE, SAT OUT MOST OF THE SUMMER STRETCH. DURING THIS STRETCH, THE PITCHING STAFF CARRIED THE LOAD RATHER HANDSOMELY, AND WHEN THE BRUINS CAME OUT OF THIS PERIOD STILL ON TOP, IT WAS DIFFICULT TO DISPLACE THEM AS FRONT-RUNNER THE REST OF THE WAY! ITS BEST CLAIM TO FAME WAS THE SEASON SERIES EDGE OVER CHAMPION BOULDER, BUT IT WAS BEATEN BADLY BY CUYAHOGA, EVEN THROUGH THE PLAYOFFS. ITS BIG SCARE CAME DURING THE LAST SERIES OF THE YEAR, WHEN WITH AN 11 GAME LEAD, LOST THE FIRST 7 GAMES TO 2ND PLACE ADDISION AND NEEDED A 1-0 VICTORY BY REUSS TO AVERT A SWEEP IN THE 8TH GAME! A SPLIT ON THE ROAD AT BERRIEN SPRINGS FINALLY GAVE THEM A 3-GAME MARGIN OVER ADDISION FOR THE DIVISION CHAMPIONSHIP.



Banks Division Champion

TEAM: CHICAGO
MANAGER: J.GATTO
HOME PCT: .612

TML I
1980

THRU: SERIES 15.0
DEF DP: 155
PIT ERR: 6

AB	PLAYER	PCT.	G	GU	AB	R	H	RBI	2B	3B	HR	SLG.	BB	SO	E	SH	SF	SB	CS	WH
	COOPER	.325	151	0	619	99	201	115	46	5	24	.532	41	81	9	4	9	12	3	17
D	ORTA	.253	104	43	387	66	98	60	16	7	15	.447	35	47	16	1	3	0	6	5
	FRIAS	.241	134	20	439	47	106	52	16	1	2	.296	15	34	28	*23	4	3	1	4
	BUDDY BELL	.290	160	0	686	87	199	84	46	5	18	.450	23	37	15	1	7	8	7	14
	LEZCANO	.307	139	0	547	122	168	86	33	8	28	.550	94	86	4	1	2	6	4	13
	DAN FORD	.290	141	0	568	89	165	54	35	2	17	.449	29	75	3	0	8	9	2	6
D	THOMASSON	.272	114	36	386	67	105	53	4	3	15	.415	57	73	8	7	2	10	5	7
	BENCH	.261	138	0	510	77	133	78	22	0	21	.427	70	95	6	0	4	4	2	7
C	VELEZ	.269	91	52	286	48	77	56	19	0	13	.472	39	46	0	1	0	0	2	6
C	GAMBLE	.351	93	56	299	51	105	69	6	1	22	.599	37	30	0	0	3	2	3	5
B	CASH	.302	61	91	199	23	60	25	13	1	0	.377	14	11	11	2	0	6	1	3
D	HERNDON	.229	88	64	258	35	59	29	8	2	6	.345	28	44	6	4	3	3	4	0
D	FERGUSON	.277	79	74	224	35	62	44	11	0	13	.500	40	37	4	0	5	2	0	2
B	MARK WAGNER	.260	63	94	200	20	52	16	3	0	0	.275	17	32	15	3	1	4	3	1
A	AYALA	.000	3	157	5	0	0	0	0	0	0	.000	0	0	0	0	0	0	0	0
A	WOLFE	.230	39	117	74	12	17	13	4	0	3	.405	16	11	6	3	0	0	0	0
D	GEORGE SCOTT	.000	2	158	2	0	0	0	0	0	0	.000	1	0	0	0	0	0	0	0
B	SADEK	.500	2	158	6	1	3	0	0	0	0	.500	0	0	0	0	0	0	0	0
* A	B.VALENTINE	.000	1	159	1	0	0	0	0	0	0	.000	0	0	0	0	0	0	0	0
BAT TOTALS		.283	160	XX	5696	879	1610	844	282	35	197	.448	556	739	137	50	51	69	43	90

GS/GR	PITCHER	ERA.	W	L	PCT.	SV	RP	GS	GR	CG	SH	IP	H	R	ER	HR	BB	SO
36/ 1	JOHN	2.61	19	9	.679	0	0	36	1	20	4	296.0	269	97	86	16	71	103
36/ 0	COMER	3.58	14	11	.560	0	0	36	0	10	4	256.7	239	124	102	*22	90	104
33/ 0	BILL LEE	3.53	19	8	.704	0	0	33	0	12	2	242.3	233	101	95	28	54	76
31/ 3	FRED NORMAN	4.15	10	10	.500	0	0	31	3	5	0	221.0	243	112	102	23	87	101
21/18	REUSS	4.53	14	6	.700	1	3	21	16	0	0	159.0	186	83	80	10	66	76
0/62	SUTTER	2.86	7	11	.389	16	23	0	61	0	0	94.3	86	31	30	7	30	63
0/30	KEN BRETT	3.63	5	1	.833	4	8	0	29	0	0	39.7	48	18	16	2	10	16
29/13	MCGLOTHEN	5.05	3	6	.333	1	2	2	36	1	0	73.0	88	42	41	11	18	44
7/19	NIEMANN	5.76	3	2	.600	2	5	1	18	0	0	25.0	34	16	16	3	12	10
1/39	KAAT	7.04	0	0	.000	2	2	0	11	0	0	15.3	24	13	12	1	2	7
	PATTIN	4.56	0	2	.000	1	1	0	14	0	0	23.7	33	13	12	2	6	16
	BERNARD	4.58	0	0	.000	0	0	0	14	0	0	17.7	20	10	9	2	6	6
PIT TOTALS		3.70	94	66	.587	27	44	160	203	48	12	1463.7	1503	660	601	127	452	622

* - GIVEN UNCONDITIONAL RELEASE DURING REGULAR SEASON

MISCELLANEOUS TEAM RECORDS

LONGEST WIN STREAK 10
LONGEST LOSS STREAK ... 7

1-RUN GAMES: 25-25 .500
EXTRA-INNINGS: 8-16 .333
FACE-TO-FACE: 0- 0 .000

WERE SHUTOUT 5

MOST RUNS(GAME) 19
MOST HITS(GAME) 23
MOST RUNS(INNING) 9

1980 TEAM MVP

Cecil Cooper

MOST UNEXPECTED PERFORMANCE

GARY THOMASSON

Cuyahoga Falls Fungos

Mays
1st Place

Manager: BOB (& BOBBY) LAY (MARRIED: PAMELA)

Age: 30

Occupation: SALES ENGINEER


Other Leagues: NORBL (LOCAL 16-TEAM F-F), RML

Biographical Sketch

GM- BOB LAY, SR., BORN MAY 6, 1950; OLDEST OF 6 BOYS. PRESENTLY EMPLOYED AS A SALES ENGINEER FOR A CAPITAL GOODS FIRM FOR INDUSTRIAL EQUIPMENT. PLAY APPROX 80 GAMES PER YEAR AS A CATCHER IN FAST PITCH SOFTBALL. ** FIELD MGR- BOBBY LAY; AGE 12 - 6TH GRADER. PLAYS BASEBALL, FOOTBALL, & BASKETBALL (ALL WELL). STILL IN TRAINING TO LEARN TO CLEAN HIS ROOM AND TAKE OUT THE TRASH ONCE A WEEK - ALSO, STILL LEARNING TO ROLL "66'S" IN PLAYOFF COMPETITION!

1980 Season Story

THROUGHOUT THE SEASON, I PLAYED ALL VISITING TEAMS BY PROXY FACE-TO-FACE AGAINST MY SON, WHO DID A FINE JOB WITH 97 WINS. IN SUMMATION, THE FUNGOS OF '80 WERE A QUIETLY EFFECTIVE TEAM. A SOLID COMBINATION OF ON-BASE, SPEED, AND ENOUGH POWER TO SCORE 825 RUNS (3RD IN LEAGUE), WHILE THE BATTING AVERAGE OF .270 TIED FOR 8TH PLACE IN LEAGUE. OUR STOLEN BASE PCT. OF .759 TOPPED THE LEAGUE! LOPES ANCHORED THE INFIELD (DUBBED BY THE PRESS AS "GOD'S GIFT TO MEDIOCRITY") AND PLAYED OVER HIS HEAD OFFENSIVELY WITH 32 HR'S, 41 SB'S (ONLY 4 CS!), AND 98 BB'S. THE STARTING STAFF WAS GOOD ENOUGH TO BET BY, PARTLY BECAUSE OF SOLID RELIEF APPEARANCES BY BAHNSEN, WHOSE 1.78 ERA WAS ABOUT 1 AND A HALF RUNS PER 9 INNINGS UNDER SPECULATION. BIBBY PROVED HIS WORTH (AS SERIES 15 MVP) DOWN THE STRETCH, AS THE BEST WAS SAVED FOR LAST. BEATING CHICAGO (9-3 REGULAR SEASON) IN CHAMP. SERIES WAS MOST EXCITING EVENT!



Global Conference Champion

TEAM: CUYAHOGA
MANAGER: B.LAY
HOME PCT: .688

TML I
1980

THRU: SERIES 15.0
DEF DP: 120
PIT ERR: 5

AB	PLAYER	PCT.	G	GU	AB	R	H	RBI	2B	3B	HR	SLG.	BB	SO	E	SH	SF	SB	CS	WH
	BOCHTE	.306	147	1	571	77	175	83	33	6	16	.469	45	73	12	0	7	5	1	10
	LOPES	.257	151	0	579	125	149	92	21	7	32	.484	98	81	14	2	2	41	4	14
D	MILBOURNE	.290	122	30	383	38	111	32	21	0	1	.352	15	20	17	0	2	2	2	2
	CABELL	.250	154	0	549	61	137	44	23	2	4	.321	13	71	20	0	1	28	17	9
	PARKER	.295	158	0	616	119	182	111	47	3	28	.518	72	100	2	0	7	19	3	*19
	MANNING	.250	113	40	372	49	93	33	11	2	1	.298	26	56	3	3	4	22	1	4
D	DW.MURPHY	.290	119	23	396	68	115	42	7	2	10	.394	73	76	4	1	2	22	15	2
	PORTER	.267	153	1	561	83	150	96	19	14	17	.442	102	67	4	1	8	2	1	13
	NEWMAN	.218	135	17	487	55	106	80	24	0	21	.396	13	93	1	0	2	1	1	7
B	UNSER	.318	97	57	195	37	62	46	13	0	9	.523	15	46	0	0	2	4	0	5
C	LYNN JONES	.311	94	57	244	33	76	34	11	0	3	.393	17	29	5	1	2	7	5	4
C	D.EDWARDS	.246	98	54	276	32	68	51	6	1	15	.438	25	56	3	0	0	6	1	3
D	A.RODRIGUEZ	.298	62	92	104	14	31	13	7	0	2	.423	3	16	4	1	0	0	0	1
	JER MORALES	.200	17	139	40	3	8	10	1	1	2	.425	4	4	0	0	1	2	0	0
C	JIM ANDERSON	.217	94	59	226	26	49	16	9	0	2	.283	24	30	11	1	2	3	1	0
B	B.MARTINEZ	.222	12	148	18	3	4	1	1	0	0	.278	0	3	0	0	0	0	0	1
B	TODD CRUZ	.133	22	138	15	2	2	0	0	0	0	.133	0	4	0	0	0	0	0	0
	PITCHERS	.500	1	159	2	0	1	0	0	0	0	.500	0	0	0	0	0	0	0	0

BAT TOTALS .270 160 XX 5634 825 1519 784 254 38 163 .415 545 825 105 10 42 164 52 94

GS/GR	PITCHER	ERA.	W	L	PCT.	SV	RP	GS	GR	CG	SH	IP	H	R	ER	HR	BB	SO
39/ 0	RANDY JONES	4.21	14	14	.500	1	1	38	1	5	3	245.7	294	132	115	19	72	111
35/ 0	CARLTON	4.98	16	12	.571	0	0	35	0	8	1	247.7	265	141	137	*45	93	195
33/ 0	ESPINOSA	3.03	17	8	.680	0	0	33	0	7	2	237.3	194	83	80	*30	59	109
28/ 0	BAUMGARTEN	3.76	10	6	.625	0	1	27	1	4	1	182.0	146	82	76	21	78	85
17/17	BIBBY	2.73	12	3	.800	1	3	17	17	5	3	154.7	134	55	47	10	42	117
0/70	LAVELLE	3.30	13	2	.867	12	25	0	67	0	0	87.3	74	35	32	8	29	65
0/55	BAHNSEN	1.78	6	4	.600	6	12	0	50	0	0	86.0	48	18	17	6	35	66
0/37	J.MCLAUGHLIN	3.11	5	6	.455	8	13	0	36	0	0	55.0	40	20	19	4	28	41
0/31	LAGROW	5.47	0	3	.000	3	3	0	24	0	0	26.3	30	17	16	2	14	12
0/44	SKOK	6.06	0	0	.000	0	0	0	10	0	0	16.3	17	11	11	6	4	11
	WILKINS	3.64	3	3	.500	0	0	8	0	3	2	54.3	43	23	22	4	25	37
	BACSIK	4.80	0	0	.000	0	0	0	7	0	0	15.0	11	8	8	2	11	8
0/60	BORBON	7.72	0	0	.000	0	0	0	2	0	0	2.3	4	2	2	0	1	1
	SOTO	5.02	1	0	1.000	3	4	0	22	0	0	28.7	34	16	16	5	21	24
	BURRIS	9.00	0	1	.000	0	0	1	0	0	0	5.0	8	5	5	0	3	5
	GALE	14.73	0	1	.000	0	0	1	0	0	0	3.7	6	6	6	0	4	2

PIT TOTALS 3.79 97 63 .606 34 62 160 237 32 12 1447.3 1338 654 609 162 519 889

MISCELLANEOUS TEAM RECORDS

LONGEST WIN STREAK 7
LONGEST LOSS STREAK ... 4

1-RUN GAMES: 28-20 .583
EXTRA-INNINGS: 10- 9 .526
FACE-TO-FACE: 0- 0 .000

WERE SHUTOUT 10

MOST RUNS(GAME) 18
MOST HITS(GAME) 25
MOST RUNS(INNING) 8

1980 TEAM MVP

Dave Parker

MOST UNEXPECTED PERFORMANCE

NINO ESPINOSA (17 WINS)

Harbor Beach Hurons

Banks
3rd Place

Manager: DICK GORNEY (MARRIED: BARBRA)

Age: 42

Occupation: RURAL MAIL CARRIER


Other Leagues: TCBA

Biographical Sketch

WE HAVE 4 CHILDREN, MIKE(19), CHERYL(18), GARY(16), AND CINDY(6). I HAVE BEEN EMPLOYED BY THE POSTAL SERVICE FOR THE PAST 20 YEARS. ALSO, IN MY SPARE TIME, I AM A PART-TIME STAMP DEALER (18 YEARS) AND BASKETBALL OFFICIAL (17 YEARS). PLAYED ONE YEAR SEMI-PRO BASEBALL IN CANADA AND 19 YEARS INDEPENDENT BASEBALL. HAVE COACHED LITTLE LEAGUE BASEBALL AND HIGH SCHOOL BASEBALL & BASKETBALL A TOTAL OF 14 YEARS. PRESENTLY STARTING 2ND YEAR AS HIGH SCHOOL GIRLS SOFTBALL COACH.

1980 Season Story

A DISAPPOINTING SEASON! HAD HOPED TO WIN AT LEAST 90 GAMES. THE MAIN PROBLEM WAS POOR MANAGEMENT, FOLLOWED BY POOR RELIEF PITCHING, A WEAK BENCH, AND POOR TEAM SPEED. J.R. RICHARD (25-9, 2.51) AND WILLIE STARGELL (.294, 41 HR'S, & 107 RBI'S) WERE THE TOP STARS OF THE HURONS. CROMARTIE (.299), AND POWELL (.306) IN A PART-TIME ROLE, ALSO PLAYED WELL.



TEAM: HARBOR BEACH
MANAGER: D.GORNEY
HOME PCT: .537

TML I
1980

THRU: SERIES 15.0
DEF DP: 123
PIT ERR: 7

AB	PLAYER	PCT.	G	GU	AB	R	H	RBI	2B	3B	HR	SLG.	BB	SO	E	SH	SF	SB	CS	WH
	STARGELL	.294	129	2	496	83	146	107	20	0	41	.583	51	107	9	0	9	0	2	11
	FRANK WHITE	.263	119	1	490	51	129	52	22	1	13	.392	14	62	12	1	6	32	8	5
	CR.REYNOLDS	.274	150	2	555	62	152	35	24	5	0	.335	28	43	28	3	5	7	4	6
	SCHMIDT	.236	159	0	555	99	131	94	26	4	39	.508	*114	108	14	0	8	11	9	14
	E.VALENTINE	.272	145	0	591	77	161	76	22	3	30	.472	13	79	9	0	1	14	6	9
	CROMARTIE	.299	160	0	692	81	207	69	48	8	10	.435	25	51	3	0	1	8	9	9
	YASTRZEMSKI	.235	146	4	545	56	128	63	26	4	20	.407	40	52	6	1	5	3	1	10
C	STINSON	.239	76	76	188	11	45	15	6	0	4	.335	21	34	3	5	1	1	2	1
A	TONY PEREZ	.265	129	18	480	49	127	53	34	5	17	.462	35	81	0	0	2	3	4	6
D	POWELL	.306	84	69	281	42	86	22	13	8	0	.409	27	23	1	0	1	4	1	1
D	FISS	.220	107	42	341	31	75	38	16	1	10	.361	8	45	12	0	2	3	0	5
A	SOFIELD	.213	28	129	47	6	10	1	1	0	0	.234	7	16	0	0	0	1	0	0
A	DAVE ROBERTS	.300	18	142	60	12	18	9	2	1	5	.617	4	9	1	0	0	1	1	1
A	SIZEMORE	.226	31	125	93	10	21	6	3	0	1	.290	2	7	2	0	0	0	0	1
C	BILL STEIN	.212	18	141	52	5	11	9	3	0	2	.385	4	5	3	0	1	0	0	0
A	FOLEY	.129	32	126	31	1	4	0	0	0	0	.129	5	3	0	1	0	0	0	0
B	GOMEZ	.267	14	146	30	1	8	3	0	0	0	.267	2	4	6	1	0	0	0	0
BAT TOTALS		.264	160	XX	5527	677	1459	652	266	40	192	.431	400	729	116	12	42	91	46	79

GS/GR	PITCHER	ERA.	W - L	PCT.	SV	RP	GS	GR	CG	SH	IP	H	R	ER	HR	BB	SO
38/ 0	J.R. RICHARD	2.51	*25 9	.735	0	0	38	0	*27	*5	323.0	246	100	90	22	96	*247
38/ 0	JOE NIEKRO	3.44	17 15	.531	0	0	38	0	19	3	300.7	255	131	115	30	124	146
	TORREZ	4.83	8 14	.364	0	0	32	0	11	1	207.0	212	115	111	18	110	92
35/ 0	SWAN	2.75	15 13	.536	0	0	34	0	16	3	274.7	214	93	84	25	60	167
19/10	MEDICH	5.29	3 9	.250	0	0	18	0	2	0	112.3	154	73	66	4	42	50
0/63	TIDROW	5.51	5 10	.333	13	18	0	44	0	0	49.0	56	33	30	6	26	36
1/52	DRAGO	2.21	2 5	.286	3	5	0	34	0	0	57.0	58	17	14	4	8	32
5/45	ALLEN	6.34	4 4	.500	2	6	0	25	0	0	44.0	62	31	31	5	20	23
16/ 4	RAINEY	3.18	1 0	1.000	0	1	0	15	0	0	34.0	38	13	12	3	15	12
8/16	D.JACKSON	8.28	0 1	.000	1	1	0	14	0	0	25.0	45	24	23	1	10	17
PIT TOTALS		3.63	80 80	.500	19	31	160	132	75	12	1426.7	1340	630	576	118	511	822

MISCELLANEOUS TEAM RECORDS

LONGEST WIN STREAK 6
LONGEST LOSS STREAK ... 7

1-RUN GAMES: 27-30 .474
EXTRA-INNINGS: 9- 5 .643
FACE-TO-FACE: 0- 0 .000

WERE SHUTOUT 13

MOST RUNS(GAME) 18
MOST HITS(GAME) 23
MOST RUNS(INNING) 7

1980 TEAM MVP

J.R. Richard

MOST UNEXPECTED PERFORMANCE
(NONE)

Houston Spartans

1981 TEAM NAME CHANGE

PACIFIC GOLDEYES

Banks
5th Place

Manager: GLENN BAILEY (MARRIED: WENDY)

Age: 36

Occupation: IMMIGRATION INVESTIGATOR


Other Leagues: BRA, RML, R-B, IFB, & GHNL (HOCKEY)

Biographical Sketch

BASEBALL NUT - WAS ONCE ACTIVE IN HOCKEY & BOXING. LOVE REPLAY AND RECENTLY THE FACE OFF HOCKEY GAME. WILL PROBABLY END UP IN NEW YORK CITY THIS SUMMER FOR DRAFT. SERVED 3 YEARS IN CANADIAN NAVY. HAVE TWO CHILDREN AND A VERY UNDERSTANDING WIFE!

1980 Season Story

IT WAS A SEASON PLAYED WITH SOME GREAT PLAYERS, BUT NOT ENOUGH OF THEM TO GAIN ANY TYPE OF BALANCE. THE PITCHING STAFF WAS NEVER STRONG AND WAS OUR ULTIMATE DOWNFALL. THE ONLY BRIGHT SPOTS FOR US WERE THE PLAY OF KEMP (AMERICAN BATTING CHAMP), MOLITOR, ROSE, & SOSA (AMERICAN "FIREMAN OF THE YEAR"). OTHERWISE, IT WAS A WASHOUT! BUT, WE GAVE IT OUR BEST SHOT AND WILL BE BACK FOR MORE NEXT SEASON.



TEAM: HOUSTON
 MANAGER: G.BAILEY
 HOME PCT: .362

TML I
 1980

THRU: SERIES 15.0
 DEF DP: 132
 PIT ERR: 2

AB	PLAYER	PCT.	G	GU	AB	R	H	RBI	2B	3B	HR	SLG.	BB	SO	E	SH	SF	SB	CS	WH
	PETE ROSE	.313	160	0	651	97	204	71	39	4	7	.418	82	36	10	2	6	15	4	8
	MOLITOR	.310	146	1	620	96	192	53	28	10	7	.421	52	70	24	0	2	40	10	3
B	BELANGER	.184	63	87	185	19	34	4	3	1	0	.211	31	36	8	7	1	3	1	4
	DECINCES	.263	141	6	559	76	147	99	39	2	28	.490	48	99	16	0	3	5	2	6
D	BURROUGHS	.217	92	64	327	41	71	37	17	0	7	.333	62	73	1	0	2	2	0	2
	KEMP	*.341	147	1	558	82	190	115	46	5	32	.613	86	71	4	0	8	7	4	16
	LUZINSKI	.273	126	11	480	54	131	83	21	0	19	.435	57	106	4	0	9	0	2	10
D	ESSIAN	.219	103	45	383	35	84	43	20	0	11	.358	23	52	6	0	4	0	0	3
	CARTY	.233	136	6	519	48	121	49	29	0	12	.358	48	74	0	0	2	1	2	2
	BAILOR	.204	102	36	338	35	69	16	12	2	1	.260	25	26	1	4	3	6	5	1
	BANDO	.209	81	66	287	28	60	29	12	0	6	.314	21	31	19	0	1	2	0	1
C	METZGER	.283	72	82	230	28	65	8	7	6	0	.365	13	23	9	9	1	9	1	2
B	BRAUN	.235	33	119	85	7	20	10	2	0	3	.365	6	11	0	2	0	0	0	1
B	WOHLFORD	.125	25	134	80	3	10	2	1	0	0	.137	4	16	1	0	0	1	0	0
A	SWISHER	.117	28	131	77	6	9	7	0	0	2	.195	12	16	1	6	0	0	0	0
A	DAVE RADER	.197	31	126	76	8	15	7	2	1	2	.329	16	11	0	22	0	0	0	1
	STAT ERROR	.000	1	159	0	0	-1	0	0	0	0	.000	-6	1	0	0	0	0	0	0
BAT TOTALS		.261	160	XX	5455	663	1422	633	278	31	137	.398	586	752	106	52	42	91	31	60

GS/GR	PITCHER	ERA.	W	L	PCT.	SV	RP	GS	GR	CG	SH	IP	H	R	ER	HR	BB	SO
	BLUE	6.11	10	18	.357	0	0	31	0	7	1	218.0	288	159	148	43	73	119
30/ 3	CANDELARIA	3.98	14	11	.560	0	0	30	0	7	1	217.0	215	112	96	29	59	96
	GRIMSLEY	4.30	1	5	.167	0	0	11	7	3	0	96.3	119	47	46	6	34	32
	P.UNDERWOOD	4.03	7	5	.583	0	2	12	11	4	1	120.7	121	55	54	15	28	75
	ERICKSON	6.23	3	9	.250	0	0	16	0	4	0	95.3	135	68	66	12	41	38
0/62	SOSA	1.96	8	8	.500	16	24	0	55	0	0	82.7	62	24	18	4	26	42
0/48	KNOWLES	4.19	3	1	.750	3	6	0	42	0	0	68.7	83	35	32	12	17	18
	JEFFERSON	7.78	0	3	.000	0	0	2	23	1	0	74.0	108	66	64	12	35	32
12/13	WELCH	6.68	3	7	.300	2	3	8	17	1	0	68.7	112	59	51	10	25	61
	LACORTE	9.00	2	2	.500	1	3	0	18	0	0	30.0	47	35	30	11	20	19
	WILCOX	6.58	6	13	.316	0	0	27	0	5	1	169.7	234	135	124	16	67	86
	ABBOTT	5.91	1	6	.143	0	0	7	0	3	0	53.3	71	36	35	9	12	7
	ROOKER	4.10	3	11	.214	0	0	16	0	6	2	118.7	127	59	54	16	31	50
PIT TOTALS		5.21	61	99	.381	22	38	160	173	41	7	1413.0	1722	890	818	195	468	675

MISCELLANEOUS TEAM RECORDS

LONGEST WIN STREAK 5
 LONGEST LOSS STREAK ... 20

1-RUN GAMES: 17-23 .425
 EXTRA-INNINGS: 7- 2 .778
 FACE-TO-FACE: 0- 0 .000

WERE SHUTOUT 18

MOST RUNS(GAME) 15
 MOST HITS(GAME) 21
 MOST RUNS(INNING) 8

 1980 TEAM MVP
Steve Kemp

MOST UNEXPECTED PERFORMANCE
 (NONE)

Hurricane Wind

1981 TEAM & MANAGER CHANGE

ARGENTIA STINGRAY

Mark Hetterich

(see Page 123)

Musial
2nd Place

Manager: MARK SMILEY (MARRIED: MARY)

Age: 58

Occupation: RETIRED FORESTER

Other Leagues: BIG, IFB, R-B (RESIGNED FROM LAST TWO)

Biographical Sketch

BORN MARCH 13, 1922, MASS. SERVED 3 YEARS W.W. II, GRADUATED (B.S.) FROM UNIV. OF N.H., DURHAM. GRADUATE WORK AT U.C. BERKELY. WORKED 20 YEARS IN FORESTRY FOR USFS, US BUREAU OF INDIAN AFFAIRS, PRIVATE INDUSTRY. CONSERVATION INSTRUCTOR WITH JOB CORPS. DISABLED 1969 WITH MYOCARDIAL INFARCTION. RETIRED TO HURRICANE. HAVE 4 CHILDREN (20-35 YEARS) AND 6 AND A HALF GRANDCHILDREN. BEGAN TO PLAY APBA IN 1952, SWITCHED TO REPLAY WHEN IT FIRST CAME OUT.


1980 Season Story

SEASON WAS FULL OF SURPRISES, WITH HORRIBLE START AT BOULDER (0-8) TO UNEXPECTED SUCCESS AT HOME, TO END REGULAR SEASON IN TIE WITH BOLDER, WINNING 15 OF 16 GAMES ON ROAD IN FINAL TWO SERIES. WITH BETTER MANGEMENT, ESPECIALLY IN STUDYING OPPONENTS, COULD HAVE WON DIVISION. BOULDER REALLY DESERVED IT THOUGH FOR THE EFFORT MIKE PUT INTO WRITING GOOD INSTRUCTIONS FOR THE ROAD AND MAKING THE RIGHT MOVES. HURRICANE HAD THE MISFORTUNE OF TEAM BATTING SLUMPS AND HOT STREAKS. WHEN ONE LEADER SLUMPED, THE WHOLE TEAM QUIT HITTING OR ALL WERE HITTING. PHIL GARNER WASN'T USED OFTEN ENOUGH.

DH-OF DON BAYLOR



PITCHER FERGIE JENKINS



TEAM: HURRICANE
MANAGER: M.SMILEY
HOME PCT: .802

TML I
1980

THRU: SERIES 15.5
DEF DP: 116
PIT ERR: 3

AB	PLAYER	PCT.	G	GU	AB	R	H	RBI	2B	3B	HR	SLG.	BB	SO	E	SH	SF	SB	CS	WH
C	SPENCER	.268	99	59	298	43	80	52	14	3	13	.466	21	27	4	0	3	0	0	6
	WILLS	.274	119	33	452	81	124	33	16	3	2	.336	45	56	24	11	0	28	12	2
	CONCEPCION	.246	150	0	544	66	134	62	16	6	14	.375	57	54	13	3	5	17	6	10
D	CASTINO	.263	113	42	365	39	96	46	11	10	3	.373	26	69	6	8	1	2	3	6
	BAYLOR	.296*	163	0	612	123	181	137	22	4	36	.521	69	53	12	0	6	24	12	18
	OTIS	.318	145	8	541	102	172	74	27	3	16	.468	52	97	4	0	5	24	3	12
	TONY SCOTT	.259	131	29	394	43	102	35	15	5	1	.330	23	71	5	0	5	19	17	3
D	C.MOORE	.280	111	39	378	43	106	45	14	2	3	.352	30	32	9	0	3	8	7	3
	GARNER	.301	114	38	399	53	120	62	16	6	13	.469	32	42	16	1	4	7	5	10
	REVERING	.285	128	2	513	79	146	95	25	5	22	.481	24	74	6	0	5	2	4	14
D	SODERHOLM	.284	62	96	211	26	60	48	9	1	5	.408	18	24	9	0	7	1	1	6
B	LOWENSTEIN	.231	51	100	169	30	39	24	4	0	9	.414	20	24	0	0	2	9	3	3
B	R.TORRES	.295	62	93	139	23	41	16	6	0	3	.403	15	25	2	1	0	1	0	1
B	SKAGGS	.307	58	101	153	22	47	18	10	0	2	.412	15	18	2	4	0	0	0	3
B	NAHORODNY	.214	19	140	56	5	12	6	1	0	0	.232	5	12	2	0	1	0	0	0
C	JR.KENNEDY	.123	23	139	65	6	8	5	1	0	0	.138	11	12	4	0	0	2	1	0
B	J.GONZALEZ	.200	4	159	5	1	1	0	1	0	0	.400	0	0	0	0	0	1	0	0
B	IORG	.304	50	107	161	12	49	14	7	1	0	.360	8	19	1	0	2	1	4	1
B	DWYER	.262	59	96	187	28	49	17	5	0	1	.305	28	26	4	0	1	0	0	2
BAT TOTALS		.278	163	XX	5642	825	1567	789	220	49	143	.410	499	735	126	28	50	146	78	100

GS/GR	PITCHER	ERA.	W	-	L	PCT.	SV	RP	GS	GR	CG	SH	IP	H	R	ER	HR	BB	SO
37/ 0	JENKINS	3.54	21		9	.700	0	0	37	1	16	1	292.3	283	134	115	33	101	186
25/ 8	KISON	3.70	9		11	.450	0	0	25	3	4	2	172.7	173	76	71	16	36	99
30/ 3	GUIDRY	*2.26	20		7	.741	1	2	31	3	18	4	267.0	194	78	67	24	71	221
24/ 2	KEN FORSCH	3.45	15		8	.652	0	0	26	2	14	1	203.7	204	85	78	17	42	82
10/ 0	CHAMBERLAIN	3.73	3		4	.429	0	0	11	0	2	1	79.7	63	36	33	9	28	34
0/61	A.LOPEZ	2.32	9		8	.529	19	28	0	50	0	0	73.7	54	22	19	3	23	63
0/46	GLYNN	4.26	1		2	.333	6	7	0	24	0	0	25.3	21	14	12	1	21	7
4/43	DAVE ROBERTS	3.97	6		2	.750	2	6	4	18	1	0	59.0	74	27	26	3	17	27
6/34	REDFERN	4.37	5		1	.833	0	1	6	8	0	0	59.7	69	32	29	4	19	36
7/33	HAMILTON	3.60	4		1	.800	4	6	5	14	1	0	55.0	56	24	22	1	25	42
7/26	RUDY MAY	2.52	6		4	.600	2	3	8	20	3	3	96.3	85	27	27	5	28	73
8/ 2	ROBBINS	2.21	5		0	1.000	0	0	8	0	3	3	53.0	47	13	13	1	17	18
18/ 9	CURTIS	6.32	1		1	.500	0	1	2	3	0	0	15.7	19	11	11	2	8	17
PIT TOTALS		3.24	105		58	.644	34	54	163	146	62	15	1453.0	1342	579	523	119	436	905

MISCELLANEOUS TEAM RECORDS

LONGEST WIN STREAK 14
LONGEST LOSS STREAK ... 9

1-RUN GAMES: 28-22 .560
EXTRA-INNINGS: 7- 4 .636
FACE-TO-FACE: 1- 2 .333

WERE SHUTOUT 5

MOST RUNS(GAME) 15
MOST HITS(GAME) 19
MOST RUNS(INNING) 11

1980 TEAM MVP

Don Baylor

MOST UNEXPECTED PERFORMANCE

FERGIE JENKINS

Kilkenny Gaelics

Musial
5th Place

Manager: MIKE KANE (MARRIED: TRICIA)

Age: 27 **Occupation:** TEAMSTER (HA! HA!)

Other Leagues: APFL


Biographical Sketch

PLAYED H.S. & COLLEGE FOOTBALL; BEEN MARRIED 6 YEARS AND HAVE ONE SON, SEAN, AND AM EXPECTING ANOTHER "COACH" IN FEBRUARY! BEEN PLAYING TABLETOP SPORT GAMES FOR 7 YEARS AND THIS WAS MY FIRST WITH REPLAY. I WORK FOR HILLS BROS. COFFEE AS A LEADMAN-WEIGHER (ACTUALLY, I MAKE THEIR EUROPEAN TYPE COFFEES). LIKE ALL KINDS OF MUSIC & SPORTS AND I LIKE TO READ A LOT. MY WIFE TRICIA IS VERY SUPPORTIVE OF MY HOBBIES, ALTHOUGH COMING FROM A NON-SPORTS FAMILY, SHE DOES TEND TO GET BORED.

1980 Season Story

THE GAEELICS ACCOMPLISHED MOST OF THEIR GOALS THIS SEASON: 1. NOT TO LOSE 100+ GAMES; 2. EVALUATE THE PERSONNEL. RON DAVIS HAD AN EXCELLENT YEAR FOR US AND MARK CLEAR ALSO SHOWED SOME FINE STUFF. WE FEEL HAAS & GURA ARE GOOD STARTERS AND THAT YOUNG TUDOR WILL DEVELOP. WE ADDED SOME BETTER ARMS AND THEREFORE HOPE OUR PITCHING WILL IMPROVE DRAMATICALLY NEXT YEAR. OFFENSIVELY, PUTNAM, WE HOPE, WILL BE AT FIRST FOR A LONG TIME AND THE TRADING OF REMY WAS EXPIDITED BY THE PLAY OF D. GARCIA AT SECOND. HENDRICK IS OUR REAL OFFENSIVE THREAT, WHILE YOUNGBLOOD IS A SOLID PERFORMER. WE HOPE TO STEP ON A LOT OF TOES IN '81 AND CONTINUE TO BUILD WITH THE YOUNGSTERS. I MYSELF SHALL TRY TO SPEND LESS TIME IN THE PUB, FORGETTING THE PREVIOUS GAME. REGARDS ...

SEAN O'MALLEY



TEAM: KILKENNY
 MANAGER: M.KANE
 HOME PCT: .487

TML I
 1980

THRU: SERIES 15.0
 DEF DP: 153
 PIT ERR: 5

AB	PLAYER	PCT.	G	GU	AB	R	H	RBI	2B	3B	HR	SLG.	BB	SO	E	SH	SF	SB	CS	WH
	PAT PUTNAM	.272	140	2	540	66	147	83	14	5	16	.406	30	68	11	1	*12	2	9	14
D	REMY	.279	101	27	391	47	109	26	12	5	0	.335	29	50	10	0	1	19	6	1
D	SPEIER	.197	129	21	386	45	76	18	13	2	5	.280	44	41	14	1	5	0	0	2
	HOWELL	.247	138	1	503	39	124	62	31	1	19	.425	32	86	22	0	7	2	2	2
	YOUNGBLOOD	.228	157	0	610	90	139	55	30	3	13	.351	56	89	2	0	4	18	4	7
	HENDRICK	.303	144	0	568	76	172	84	29	1	17	.447	44	68	7	0	5	4	1	8
C	JOHNSTONE	.332	75	79	265	22	88	38	14	5	0	.423	18	21	8	0	3	2	4	5
	DOWNING	.283	150	0	598	77	169	66	27	4	11	.396	69	88	10	4	3	5	5	7
D	J.ELLIS	.292	98	52	373	41	109	61	8	0	20	.475	17	71	0	1	4	1	1	4
	LACOCK	.221	58	89	172	12	38	12	8	1	0	.279	10	15	4	0	3	1	0	2
B	JOSHUA	.284	28	129	81	7	23	9	5	1	1	.407	1	13	1	0	0	0	0	0
B	POQUETTE	.240	37	118	104	10	25	15	4	0	0	.279	5	5	2	0	2	0	0	1
C	CUBBAGE	.252	46	109	147	15	37	11	3	1	0	.286	27	22	3	0	4	0	7	1
B	TYSON	.150	34	120	113	7	17	7	2	0	2	.221	3	16	0	0	1	1	2	0
	PAGE	.265	96	45	340	36	90	33	10	1	4	.335	22	77	10	0	2	18	5	4
D	N.NORMAN	.258	45	110	128	10	33	6	2	2	0	.305	8	17	4	1	2	2	0	2
A	DYER	.300	11	149	40	4	12	3	4	0	0	.400	1	6	3	1	0	0	0	0
A	D.GARCIA	.290	27	133	100	10	29	5	3	0	0	.320	1	5	2	0	0	5	0	1

BAT TOTALS .263 160 XX 5459 614 1436 594 219 32 108 .374 417 758 118 9 58 80 46 61
 1437

GS/GR	PITCHER	ERA.	W	L	PCT.	SV	RP	GS	GR	CG	SH	IP	H	R	ER	HR	BB	SO
32/ 6	LAMP	4.96	11	15	.423	0	0	32	2	6	1	205.0	260	123	113	19	48	76
	GURA	4.89	14	19	.424	0	0	36	1	7	1	231.7	254	139	126	27	81	111
	HAAS	4.11	9	16	.360	0	0	37	0	10	3	247.7	262	121	113	32	85	137
	AASE	6.54	2	12	.143	0	0	18	20	0	0	126.7	176	97	92	10	61	56
	KNAPP	4.38	2	7	.222	0	0	11	7	2	0	90.3	107	48	44	10	27	30
0/44	RON DAVIS	2.83	6	4	.600	15	21	0	43	0	0	66.7	67	23	21	5	12	36
0/52	CLEAR	3.53	11	7	.611	3	14	0	53	0	0	104.7	109	47	41	3	45	68
6/22	FRED HOWARD	3.77	2	3	.400	3	3	5	23	0	0	62.0	70	31	26	4	29	28
	DRESSLER	4.89	2	9	.182	4	4	15	20	2	0	140.0	177	82	76	11	27	55
	W.HERNANDEZ	6.70	0	1	.000	0	0	0	23	0	0	41.7	60	31	31	5	19	20
	TUDOR	5.60	2	2	.500	0	0	5	0	0	0	27.3	43	17	17	2	4	13
	CLAY	4.30	0	1	.000	0	0	1	10	0	0	23.0	26	12	11	4	10	8
	BIRD	4.23	1	2	.333	1	2	0	18	0	0	38.3	47	21	18	2	10	18

PIT TOTALS 4.67 62 98 .387 26 44 160 220 27 6 1405.0 1658 792 729 134 458 656

MISCELLANEOUS TEAM RECORDS

LONGEST WIN STREAK 6
 LONGEST LOSS STREAK ... 9

1-RUN GAMES: 23-25 .479
 EXTRA-INNINGS: 7- 5 .583
 FACE-TO-FACE: 8- 7 .533

WERE SHUTOUT 13

MOST RUNS(GAME) 13
 MOST HITS(GAME) 18
 MOST RUNS(INNING) 7

 ** 1980 TEAM MVP **
 **
 ** Ron Davis **
 **

MOST UNEXPECTED PERFORMANCE

JAY JOHNSTONE

Manager: DALLAS ADAMS (ANNE-MARIE), BILL JAMES (SUSAN)

Age: DALLAS(40), BILL(31) **Occupation:** DALLAS(PROGRAMMER), BILL(WRITER)

Other Leagues: DALLAS(IRBL, APBL), BILL(BALLPARK LEAGUE)

Biographical Sketch


DALLAS - TABLE-GAMER SINCE 1959; MEMBER OF UCLA'S LEGENDARY PHYSICS-5 LEAGUE; AND ALSO WAS OPERATOR OF THE NOTORIOUS SANTA MONICA OUTLAW LEAGUE. AFFILIATED WITH THE SOCIETY FOR AMERICAN BASEBALL RESEARCH AND AM A MEMBER OF THEIR SPECIAL STATISTICAL ANALYSIS COMMITTEE. AREAS OF SPECIAL BASEBALL INTEREST: NUMERICAL RESEARCH AND MATHEMATICAL ANALYSIS.

BILL - DALLAS & I HAVE BEEN WRITING TO EACH OTHER FOR SEVERAL YEARS ABOUT SABERMETRICS, WHICH IS THE MATHEMATICAL & STATISTICAL ANALYSIS OF BASEBALL RECORDS. THE LIBRAE WAS PUT TOGETHER TO GIVE US A SORT OF FOCUS FOR OUR DISCUSSIONS; SEMI-PRACTICAL APPLICATION, IF YOU WILL.

1980 Season Story

DALLAS - THE PHILOSOPHY OF THE LIBRAE MANAGEMENT IS TO BUILD WITH YOUTH. THUS, THE 1980 SEASON WAS ONE OF MATURATION FOR THE YOUNG PLAYERS. IN VIEW OF THIS, THE TEAM'S FINAL RECORD OF 64-96 (.400) WAS QUITE ACCEPTABLE. STATISTICALLY, NO ONE HAD A GREAT YEAR AND SEVERAL PLAYERS ENDED UP WITH MODEST STATS. TEAM MVP, IN A CLOSE CONTEST, WAS ANDRE DAWSON (100 RBI'S & 27 HR'S). AL TRAMMELL(.287) AT SS AND TWO OUTFIELDERS, JACK CLARK(.257, 29 HR, 87 RBI) & GENE RICHARDS(.278, 12 HR, 89 R) WERE CLOSE BEHIND DAWSON. LEADING PITCHERS WERE LEN BARKER(12-9, BUT 4.66), PETE VUCKOVICH(11-12 4.04), AND JACK MORRIS(9-9 3.15). THIS YEAR OF EXPERIENCE WILL PAY OFF IN 1981, WHEN THE CLUB EXPECTS TO BE A SOLID CONTENDER!!

BILL - IT DOESN'T TAKE SO LONG: "LOUSY" WOULD SUFFICE. ALMOST NOBODY PLAYED UP TO HIS CARD AND IT WOULDN'T HAVE MATTERED ANYWAY. WE STARTED POORLY AND IT GOT WORSE! WAIT'LL NEXT YEAR



TEAM: L&M LIBRAE
MANAGER: ADAMS/JAMES
HOME PCT: .450

TML I
1980

THRU: SERIES 15.0
DEF DP: 142
PIT ERR: 5

AB	PLAYER	PCT.	G	GU	AB	R	H	RBI	2B	3B	HR	SLG.	BB	SO	E	SH	SF	SB	CS	WH
D	DALE MURPHY	.250	141	5	364	47	91	39	9	2	18	.434	49	64	14	9	2	3	3	2
	WHITAKER	.230	112	16	430	54	99	30	8	9	7	.340	69	75	18	1	3	10	10	2
	TRAMMELL	.287	134	10	526	62	151	49	12	5	8	.375	43	75	29	3	5	19	18	2
	DARREL EVANS	.236	155	3	571	75	135	68	26	1	18	.380	86	73	22	0	3	5	6	5
	DAWSON	.244	151	3	622	73	152	100	17	15	27	.450	24	107	7	0	0	28	6	14
	RICHARDS	.278	147	3	612	89	170	64	22	9	12	.402	56	65	6	2	2	20	14	9
	JACK CLARK	.257	145	5	595	83	153	87	28	1	29	.454	52	74	8	0	3	11	7	11
	SUNDBERG	.263	143	12	524	53	138	52	23	4	1	.328	49	65	2	1	8	3	3	5
C	HEATH	.214	75	67	220	9	47	19	8	0	1	.264	19	15	1	1	6	0	0	1
C	GANTNER	.281	76	79	256	31	72	31	13	5	2	.395	21	27	10	0	2	6	4	3
C	KEVIN BELL	.170	67	75	230	22	39	18	8	2	3	.261	17	48	5	0	0	1	3	1
B	HURDLE	.242	61	87	194	18	47	15	9	3	1	.335	29	23	1	0	1	0	0	3
A	PERKINS	.330	78	82	97	9	32	12	0	0	0	.330	21	15	1	2	2	0	0	1
A	COLBERN	.238	35	122	63	4	15	5	7	0	0	.349	6	17	0	0	0	1	0	1
B	BOCHY	.129	11	149	31	1	4	2	0	0	0	.129	0	7	1	0	0	0	0	1
A	ALSTON	.233	39	111	73	9	17	13	0	1	2	.342	7	10	2	1	2	6	3	1
A	CHAPMAN	.170	20	137	53	3	9	1	1	2	0	.264	4	9	1	1	1	0	0	0
B	LITTLEJOHN	.137	17	143	51	2	7	5	4	0	0	.216	9	14	1	0	0	0	0	0
BAT TOTALS		.250	160	XX	5512	644	1378	610	195	59	129	.377	561	783	134	21	40	113	77	62

GS/GR	PITCHER	ERA.	W - L	PCT.	SV	RP	GS	GR	CG	SH	IP	H	R	ER	HR	BB	SO
32/ 2	VUCKOVICH	4.04	11 12	.478	0	0	30	0	10	1	233.7	246	113	105	26	57	138
32/ 0	D.LEONARD	4.47	8 18	.308	0	0	32	0	16	2	249.7	253	130	124	35	59	145
27/ 0	MORRIS	3.15	9 9	.500	0	0	24	0	11	0	188.7	160	75	66	*22	47	119
	BARKER	4.66	12 9	.571	0	3	22	12	5	1	164.3	174	97	85	12	92	109
	CHRISTENSON	6.67	4 16	.200	0	0	29	5	7	1	202.3	282	*165	150	33	60	99
2/41	AUGUSTINE	6.00	6 13	.316	5	11	0	38	0	0	57.0	78	39	38	8	31	23
0/32	GUISENBERRY	3.00	3 4	.429	11	14	0	30	0	0	48.0	47	19	16	7	6	13
	REN MARTIN	4.86	1 2	.333	4	5	0	40	0	0	63.0	79	42	34	6	37	49
	CHRIS	10.45	0 0	.000	0	0	0	6	0	0	10.3	19	13	12	1	11	7
	MIKE SCOTT	10.97	1 0	1.000	0	1	0	8	0	0	10.7	24	13	13	4	6	4
	KNEPPER	5.17	3 9	.250	0	0	14	9	3	1	116.7	149	81	67	19	46	66
6/14	DAN/DARWIN	2.92	5 0	1.000	2	4	3	6	1	0	37.0	30	12	12	3	18	25
7/ 0	ZACHRY	7.01	1 4	.200	0	0	6	0	0	0	34.7	45	29	27	4	15	19
	YOUNG	5.19	0 0	.000	0	0	0	9	0	0	17.3	23	10	10	3	2	4
PIT TOTALS		4.77	64 96	.400	22	38	160	163	53	6	1433.3	1609	838	759	183	487	820

MISCELLANEOUS TEAM RECORDS

LONGEST WIN STREAK 5
LONGEST LOSS STREAK 7

1-RUN GAMES: 23-23 .500
EXTRA-INNINGS: 11-11 .500
FACE-TO-FACE: 0- 0 .000

WERE SHUTOUT 12

MOST RUNS(GAME) 16
MOST HITS(GAME) 18
MOST RUNS(INNING) 7

1980 TEAM MVP

Andre Dawson

MOST UNEXPECTED PERFORMANCE
LOU WHITAKER & LEN BARKER

Mather Solons

Koufax
5th Place

Manager: JACK STEPHENS (MARRIED: REGINA)

Age: 36

Occupation: END/NAVIGATOR USAF

Other Leagues: BIG, BRA, R-B, SARBA (F-F) - ALL REPLAY

Biographical Sketch

NATIVE OF MISSISSIPPI; TWO DAUGHTERS (9 & 12); 14 YEARS OF AF TIME; DODGER FAN; 7 YEARS OF REPLAY EXPERIENCE; AND A THINK I LIKE MAKING TRADES. HAVE SPENT TIME IN JAPAN, KOREA, THAILAND, VIETNAM, TAIWAN, MATHER (SACRAMENTO, CA - TWICE), KESSLER (BILOXI, MS), AND A FOREIGN SERVICE TOUR IN MINOT, ND.

1980 Season Story

THIS WAS AN UNUSUAL TEAM! I DIDN'T ASK MUCH OF THEM, AND THEY GAVE EVEN LESS. COULDN'T EVEN GIVE TEAM AWAY! LOTS OF ACTION AT 2-DOLLAR WINDOW ON THIS TEAM; MOSTLY TEAM MEMBERS BETTING ON TIME OF DAY OPPONENTS WOULD SCORE WINNING RUN!! 1981 LOOKS TO BE MORE ENJOYABLE. REALLY LOOKING FORWARD TO ROOKIE BIDDING & FREE AGENT DRAFT.



TEAM: MATHER
 MANAGER: J. STEPHENS
 HOME PCT: .425

TML I
 1980

THRU: SERIES 15.0
 DEF DP: 134
 PIT ERR: 3

AB	PLAYER	PCT.	G	GU	AB	R	H	RBI	2B	3B	HR	SLG.	BB	SO	E	SH	SF	SB	CS	WH
	THORNTON	.192	128	15	449	60	86	55	16	1	19	.359	80	94	2	0	4	6	6	4
	JULIO CRUZ	.245	132	3	522	82	128	30	17	2	3	.303	78	94	20	3	2	6	7	4
	RUSSELL	.287	160	0	579	56	166	65	21	5	10	.392	28	34	26	1	3	5	5	5
	CEY	.291	155	-1	577	88	168	103	20	2	35	.515	71	86	15	0	5	1	1	10
	REG JACKSON	.282	132	-2	515	85	145	94	21	4	37	.553	63	109	10	0	1	6	9	15
	GARRY MADDOX	.232	147	0	577	46	134	63	20	5	14	.357	9	84	3	0	8	22	8	4
	DUSTY BAKER	.252	151	0	610	82	154	100	27	1	29	.443	62	65	5	0	6	5	7	8
D	G.ALEXANDER	.172	120	23	343	23	59	30	10	8	9	.327	38	87	10	1	2	5	0	4
	RON JACKSON	.260	153	0	627	84	163	50	40	2	15	.402	35	71	6	0	2	0	0	3
D	ASHBY	.171	99	49	175	15	30	19	8	1	2	.263	11	34	0	0	2	0	0	0
	D.THOMAS	.232	43	116	99	7	23	9	2	0	0	.253	13	12	0	0	1	4	0	1
C	LANDESTROY	.237	33	125	114	12	27	8	1	3	0	.298	3	7	1	0	0	7	1	0
C	UL WASH'TON	.106	21	138	47	5	5	4	0	0	1	.170	4	8	2	0	0	1	0	0
	BOSETTI	.185	36	124	65	8	12	4	3	2	0	.292	2	8	0	0	0	1	0	0
B	ED MILLER	.319	19	137	72	12	23	5	0	0	0	.319	0	12	0	1	0	17	1	1
A	CRAIG	.438	22	138	80	10	35	13	11	4	0	.675	1	12	0	0	0	1	2	3
A	BOB CLARK	.320	10	145	25	3	8	1	0	2	0	.480	2	7	0	0	0	0	0	0
B	JERRY WHITE	.172	18	137	58	5	10	5	1	1	1	.276	6	11	1	0	1	2	0	0
B	DAN NORMAN	.000	2	158	4	0	0	0	0	0	0	.000	0	3	0	0	0	0	0	0
	STAT ERROR	.000	1	159	0	-1	-10	0	0	0	0	.000	0	0	0	0	0	0	0	0
BAT TOTALS		.249	160	XX	5538	682	1377	658	218	43	175	.398	506	838	104	6	36	152	52	69

GS/GR	PITCHER	ERA.	W	L	PCT.	SV	RP	GS	GR	CG	SH	IP	H	R	ER	HR	BB	SO
35/ 1	GOLTZ	5.09	10	19	.345	0	0	36	0	13	0	267.0	*331	164	151	30	83	143
35/ 2	LERCH	4.67	15	17	.469	0	0	35	0	10	1	252.3	296	146	131	22	66	132
31/ 2	FALCONE	5.16	11	12	.478	0	0	31	0	9	2	228.3	258	145	131	43	77	138
29/ 0	HOOTON	3.74	14	11	.560	0	0	30	0	18	2	243.0	256	105	101	14	86	134
20/ 0	RUTHVEN	4.27	5	6	.455	0	0	19	0	3	0	126.3	143	64	60	14	47	68
	DALE MURRAY	5.04	3	1	.750	5	8	0	0	0	0	55.3	72	35	31	8	14	23
	BAIR	4.38	3	4	.429	7	10	0	55	0	0	74.0	88	37	36	5	42	75
0/36	GOSSAGE	2.44	2	3	.400	15	17	0	38	0	0	48.0	31	13	13	4	17	34
3/24	RAJSICH	3.19	3	7	.300	7	10	0	29	0	0	48.0	45	19	17	6	12	32
	HOFFMAN	7.65	1	5	.167	2	3	0	31	0	0	37.7	60	39	32	4	29	15
	HOUGH	5.76	4	4	.500	0	0	9	0	2	0	59.3	67	39	38	9	24	22
	STAT ERROR	.00	0	0	.000	0	0	1	0	0	0	.0	-1	0	0	0	0	4
PIT TOTALS		4.63	71	89	.444	36	48	160	191	55	5	1439.3	1647	806	741	159	497	820

MISCELLANEOUS TEAM RECORDS

LONGEST WIN STREAK 5
 LONGEST LOSS STREAK 8

1-RUN GAMES: 27-29 .482
 EXTRA-INNINGS: 6- 9 .400
 FACE-TO-FACE: 2- 4 .333

WERE SHUTOUT 7

MOST RUNS(GAME) 19
 MOST HITS(GAME) 19
 MOST RUNS(INNING) 8

 1980 TEAM MVP
Ron Cey

MOST UNEXPECTED PERFORMANCE
 DUSTY BAKER

Park Ridge Fouls

1981 TEAM & MANAGER CHANGE

RHODE ISLAND REDS

Gil Leclerc
(see Page 126)

Musial
3rd Place

Manager: STU MCCORKINDALE (MARRIED: KAREN)

Age: 30

Occupation: VIDEO COMMUNICATIONS


Other Leagues: TCBA, APFL

Biographical Sketch

1979-80 WAS MY FIRST YEAR OF REPLAY, BUT MY TABLEGAMING DATES BACK TO 1959 WITH APBA BASEBALL. JOINED MY FIRST MAIL LEAGUE IN 1974 AND ESTABLISHED RELATIONSHIPS WITH OTHER GAMERS (B. MOORE, LENTINE, GATTO, GORNEY) THAT ARE STILL GOING STRONG TODAY. FAVORITE SPORT IS BASEBALL, WITH FOOTBALL A CLOSE SECOND. OTHER INTERESTS INCLUDE: WAR GAMES, WOMEN, JACK DANIELS, FILMS, RACQUETBALL, READING, AND TV. HAD TO TRIM TML FROM 1981'S TABLEGAMING MENU DUE TO DIMINISHING FREE TIME, BUT I HOPE TO REMAIN AS AN ALTERNATE AND EVENTUALLY RETURN TO THE FOLD.

1980 Season Story

DUE TO THE ON-PAPER STRENGTH OF DIVISION RIVALS BOULDER & HURRICANE, THE FOULS DID NOT FEEL WE HAD A SHOT AS A BONAFIDE CONTENDER, BUT WERE BOUND AND DETERMINED TO PROVIDE OPPONENTS WITH AS MUCH COMPETITION AS OUR ROSTER COULD PROVIDE. BOTH CARTER & E. MURRAY WERE EXPECTED TO CARRY THE OFFENSE AND NEITHER FAILED TO LIVE UP TO THOSE EXPECTATIONS. ART HOWE WAS ACQUIRED FROM KILKENNY TO HELP PLUG THE GAP AT 2ND AND HE RESPONDED WITH A BIG YEAR WITH THE BAT TO HELP OFFSET HIS 19 ERRORS. REITZ' DEFENSE WAS ALSO SUBPAR, BUT HIS CLUTCH HITTING COMPLIMENTED HOWE'S PERFORMANCE. LEFLORE & COWENS DID NOT HIT AS WELL AS EXPECTED, BUT THEY WOULD HAVE BEEN ALL RIGHT IF WE COULD HAVE FOUND AN ADEQUATE LF TO FILL OUT THE TRIO. SHORT WAS EQUALLY DEFICIENT ALL YEAR WITH GARCIA & VERYZER TAKING TURNS MAKING ERRORS AND KILLING RALLIES. SAMBITO WAS THE DIFFERENCE ON THE MOUND, DESPITE GOOD SEASONS FROM SUTTON & J. PALMER. WITHOUT SAMBITO'S 31 SAVES, THE FOULS WOULD HAVE BEEN HARD PRESSED TO CRACK THE .500 MARK!



TEAM: PARK RIDGE
 MANAGER: MCCORKINDALE
 HOME PCT: .575

TML I
 1980

THRU: SERIES 15.0
 DEF DP: 134
 PIT ERR: 5

AB	PLAYER	PCT.	G	GU	AB	R	H	RBI	2B	3B	HR	SLG.	BB	SO	E	SH	SF	SB	CS	WH
	EDDIE MURRAY	.288	160	0	629	107	181	85	33	1	25	.463	56	90	16	2	3	7	1	15
D	HOWE	.289	92	60	356	36	103	51	24	0	8	.424	18	35	19	0	6	1	5	8
	VERYZER	.138	101	58	217	9	30	5	4	2	0	.175	8	30	7	5	1	1	0	0
	REITZ	.264	158	0	602	33	159	70	44	1	1	.346	22	73	16	2	5	0	0	9
	LEFLORE	.263	149	0	638	92	168	33	8	18	1	.337	48	126	5	0	1	79	15	5
	COWENS	.279	138	0	569	62	159	63	22	14	3	.383	28	52	8	1	6	7	14	7
D	WHITFIELD	.220	112	37	395	36	87	27	12	1	1	.263	30	68	6	4	3	7	3	3
	CARTER	.306	151	0	556	79	170	92	33	5	17	.475	62	46	8	0	5	2	4	13
B	NICOSIA	.277	42	115	141	15	39	12	9	0	2	.383	9	16	4	0	0	0	4	0
	MONTANEZ	.297	95	55	340	36	101	48	13	0	11	.432	19	33	0	0	5	0	1	7
B	DADE	.248	69	89	234	36	58	22	2	2	0	.274	14	34	4	1	5	19	8	1
B	RANDALL	.288	49	106	132	13	38	8	3	0	0	.311	12	13	9	3	0	2	0	3
A	BOSLEY	.292	35	119	96	12	28	7	0	3	0	.354	10	17	3	0	0	4	1	1
D	MONEY	.293	53	103	147	9	43	14	9	0	3	.415	20	28	2	0	4	1	0	2
	KIKO GARCIA	.216	105	43	320	30	69	24	12	5	1	.294	27	64	23	2	0	8	6	4
C	NORWOOD	.175	16	143	40	2	7	4	0	0	1	.250	3	11	0	0	1	0	0	0
C	STRAIN	.292	33	127	106	10	31	12	3	1	0	.340	8	13	6	1	0	1	2	2
BAT TOTALS		.267	160	XX	5518	617	1471	577	231	53	74	.368	394	749	141	21	45	139	64	80

GS/GR	PITCHER	ERA.	W	L	PCT.	SV	RP	GS	GR	CG	SH	IP	H	R	ER	HR	BB	SO
	WAITS	4.41	12	14	.462	0	0	35	0	11	2	245.0	237	130	120	34	95	102
32/ 1	DON SUTTON	3.42	17	12	.586	0	0	32	0	10	1	242.0	238	105	92	30	79	141
29/ 3	SIL MARTINEZ	2.91	13	12	.520	0	0	29	1	9	3	213.3	188	79	69	15	65	90
29/ 0	BONHAM	4.94	9	16	.360	0	0	29	1	3	1	185.7	230	122	102	16	60	87
22/ 1	JIM PALMER	2.94	13	7	.650	0	0	22	1	7	2	171.3	135	60	56	15	40	84
0/63	SAMBITO	1.17	6	3	.667	31	37	0	72	0	0	92.3	71	14	12	3	14	75
0/45	MCENANEY	3.97	2	2	.500	1	3	0	29	0	0	45.3	49	22	20	4	9	10
6/32	PROLY	1.82	0	2	.000	1	1	0	27	0	0	64.3	42	18	13	5	30	25
0/58	HRABOSKY	6.31	2	2	.500	1	3	0	29	0	0	41.3	46	32	29	5	21	27
0/26	ROBERGE	2.55	2	1	.667	9	11	0	21	0	0	17.7	11	5	5	2	11	6
	CAUDILL	3.83	8	5	.615	0	0	13	5	1	0	96.3	84	46	41	11	39	91
	LACEY	7.27	0	0	.000	0	0	0	4	0	0	8.7	15	7	7	0	2	5
PIT TOTALS		3.58	84	76	.525	43	55	160	190	41	13	1423.3	1346	640	566	140	465	743

MISCELLANEOUS TEAM RECORDS

LONGEST WIN STREAK 5
 LONGEST LOSS STREAK ... 6

1-RUN GAMES: 30-22 .577
 EXTRA-INNINGS: 5- 3 .625
 FACE-TO-FACE: 4- 2 .667

WERE SHUTOUT 8

MOST RUNS(GAME) 12
 MOST HITS(GAME) 20
 MOST RUNS(INNING) 7

 * 1980 TEAM MVP *
 * **Gary Carter** *

MOST UNEXPECTED PERFORMANCE

ART HOWE

San Joaquin Bandidos

Koufax
2nd Place

Manager: LES FLEMING (MARRIED: CANDY)

Age: 34

Occupation: ATTORNEY


Other Leagues: BRA, SARBA, BROS

Biographical Sketch

BORN IN MUSKOGEE, OKLAHOMA IN 1946. RAISED IN STOCKTON, CALIF. A LIFELONG ST. LOUIS CARDINALS AND KANSAS CITY-OAKLAND A'S FAN. BEGAN REPLAY GAMING IN '77, WITH REPLAY '61 HI-LO COMBINATION LEAGUE RUN BY NORM BABCOCK OF PITTSBURGH.

1980 Season Story

KINGMAN - TENACE - DWIGHT EVANS IN MIDDLE OF BANDIDO LINEUP CAUSED A LOT MORE EXCITEMENT IN '80 THAN ANYONE IN SAN JOAQUIN HAD ENVISIONED. HOWEVER, IT WOULD APPEAR THAT '80 WAS THE BANNER YEAR FOR SOME TIME TO COME. THE LINEUP LOOKS WEAK FOR '81. THERE IS NO REAL HOME-RUN THREAT IN THE LINEUP. THE PITCHING IS DECENT, BUT NOTHING GREAT. 70 WINS IN '81 WOULD BE AS GOOD AS THE BANDIDOS COULD EXPECT.



TEAM: SAN JOAQUIN
 MANAGER: L.FLEMING
 HOME PCT: .637

TML I
 1980

THRU: SERIES 15.0
 DEF DP: 104
 PIT ERR: 4

AB	PLAYER	PCT.	G	GU	AB	R	H	RBI	2B	3B	HR	SLG.	BB	SO	E	SH	SF	SB	CS	WH
	CAREW	.312	102	0	394	71	123	55	12	2	8	.414	63	41	14	3	2	18	5	7
	PRYOR	.276	63	90	174	14	48	14	5	0	2	.339	15	13	8	0	0	1	1	2
	TAVERAS	.243	160	0	612	52	149	46	24	5	0	.299	34	49	30	8	0	33	17	5
	KNIGHT	.294	154	-1	643	103	189	91	34	2	18	.437	36	69	23	0	6	5	5	14
	DAVE KINGMAN	.291	147	0	598	112	174	*162	23	6	*56	*.630	45	151	20	0	5	5	3	*19
	NORTH	.241	140	2	556	96	134	30	18	4	2	.299	96	97	2	0	0	68	19	3
	DWIGHT EVANS	.288	149	0	579	80	167	95	27	3	31	.506	65	87	3	1	1	9	10	10
	TENACE	.286	149	0	538	110	154	104	17	3	29	.491	106	114	11	0	4	1	7	7
	HORTON	.269	159	1	636	54	171	86	26	7	15	.403	39	106	0	0	2	0	1	5
D	MUMPHREY	.269	57	100	145	16	39	12	2	3	0	.324	16	17	2	1	3	1	3	0
D	DEMPSEY	.271	75	79	225	20	61	24	14	0	1	.347	21	24	6	1	4	0	1	4
	RODNEY SCOTT	.241	131	25	402	52	97	25	9	3	1	.286	48	51	16	7	2	26	12	1
C	BEVACQUA	.273	8	152	22	2	6	1	3	0	0	.409	2	2	0	1	1	0	0	0
C	E.MADDOX	.226	36	123	53	7	12	8	5	0	0	.321	4	7	1	0	1	0	1	4
A	HUTTON	.140	40	118	57	2	8	5	2	1	0	.211	5	6	0	0	0	0	0	0
D	MENDOZA	.500	9	151	6	1	3	3	0	0	0	.500	0	1	0	0	0	0	0	1
B	GUERRERO	.000	1	159	3	0	0	0	0	0	0	.000	0	0	1	0	0	0	0	0
BAT TOTALS		.272	160	XX	5643	792	1535	761	221	39	163	.412	595	835	141	22	31	167	85	82

GS/GR	PITCHER	ERA.	W	L	PCT.	SV	RP	GS	GR	CG	SH	IP	H	R	ER	HR	BB	SO
34/ 0	RYAN	4.09	10	12	.455	0	0	34	0	9	1	253.3	226	126	115	25	*128	208
32/ 0	PERRY	3.83	16	8	.667	0	0	31	0	11	3	242.3	265	117	103	14	81	158
32/ 1	T.UNDERWOOD	3.95	14	13	.519	0	0	32	1	7	2	227.7	218	113	100	24	.84	144
28/ 0	KRUKOW	5.27	7	10	.412	0	0	28	0	3	0	162.3	208	106	95	14	55	117
19/ 1	FULGHAM	2.66	12	3	.800	0	0	19	1	7	2	152.0	113	52	45	14	38	106
0/71	KERN	2.65	10	12	.455	19	29	0	74	0	0	136.0	93	47	40	9	55	129
6/34	HOOD	3.98	10	7	.588	3	10	6	33	3	0	92.7	88	46	41	8	43	31
	SCHULTZ	6.58	2	5	.286	3	5	0	37	0	0	39.7	49	29	29	7	10	31
1/26	BRUNO	3.27	1	0	1.000	1	2	0	19	0	0	33.0	36	15	12	2	12	17
	SARMIENTO	3.49	2	1	.667	0	2	0	25	0	0	49.0	69	27	19	4	10	28
10/ 3	RUHLE	5.25	1	3	.250	0	0	9	1	0	0	60.0	66	38	35	17	9	39
	GARLAND	8.31	0	1	.000	0	0	1	0	0	0	4.3	7	4	4	1	4	2
PIT TOTALS		3.95	85	75	.531	26	48	160	191	40	8	1452.3	1438	720	638	139	527	1012

529 1410

MISCELLANEOUS TEAM RECORDS

LONGEST WIN STREAK 6
 LONGEST LOSS STREAK ... 6

1-RUN GAMES: 29-29 .500
 EXTRA-INNINGS: 14-11 .560
 FACE-TO-FACE: 0- 0 .000

WERE SHUTOUT 5

MOST RUNS(GAME) 16
 MOST HITS(GAME) 21
 MOST RUNS(INNING) 8

 1980 TEAM MVP
Dave Kingman

MOST UNEXPECTED PERFORMANCE
 GENE TENACE

Shiloh Skyhawks

Musial
4th Place

Manager: BOB MOORE (MARRIED: LEANNA)

Age: 44

Occupation: EDITOR


Other Leagues: RML & APFL - FOUNDER & PAST COMMISSIONER OF BOTH

Biographical Sketch

STARTED WITH APBA IN 1961; REPLAY & NUMEROUS MAIL LEAGUES BEGINNING IN 1974. ALSO ENJOY WAR GAMING; HAVE MANY A-H & SPI GAMES MAGNETIZED AND HANGING ON THE WALL, INCLUDING "MONSTERS" WAR IN THE PACIFIC AND WAR BETWEEN THE STATES. PBM & SOLD. AVID DENVER BRONCO FAN & SEASON TICKET HOLDER. LIVE JUST OUTSIDE NATIONAL FOREST, GREAT FOR MOTORCYCLING & BIG-GAME HUNTING

1980 Season Story

GOOD HITTING (.271), BUT MISERABLE PITCHING (5.03). BEING IN THE SAME DIVISION WITH THE TWO BEST TEAMS IN THE CONFERENCE (BOULDER & HURRICANE), MADE FINAL 64-96 RECORD MORE DISMAL THEN EXPECTED. WINTER TRADES FOR PITCHING (LANGFORD, FARMER, SWAN, DRAGO) PLUS ROOKIE DRAFT, AND GEORGE BRETT, SHOULD DEFINITELY IMPROVE '81 SKYHAWKS.



TEAM: SHILOH
MANAGER: B. MOORE
HOME PCT: .425

TML I
1980

THRU: SERIES 15.0
DEF DP: 150
PIT ERR: 12

AB	PLAYER	PCT.	G	GU	AB	R	H	RBI	2B	3B	HR	SLG.	BB	SO	E	SH	SF	SB	CS	WH
	BUCKNER	.301	111	42	468	61	141	57	28	6	9	.444	12	25	11	0	2	7	1	5
	WILFONG	.260	118	33	462	43	120	47	25	7	5	.377	22	72	12	1	4	4	3	4
	BURLESON	.223	153	3	515	52	115	42	19	3	4	.295	23	42	19	14	4	4	2	3
	GEORGE BRETT	.315	139	7	590	90	186	109	35	*26	26	.595	32	43	27	0	1	9	4	12
	LANDREAUX	.259	145	2	586	81	152	64	27	11	13	.410	37	67	8	0	9	6	4	6
	JOSE CRUZ	.265	158	2	671	103	178	61	41	10	11	.405	51	102	12	3	3	42	13	6
D	S. THOMPSON	.230	57	94	196	20	45	13	3	2	0	.265	8	24	7	0	1	2	3	4
	WYNEGAR	.310	139	4	493	56	153	64	21	0	7	.396	65	38	4	0	5	2	4	2
C	WOCKENFUSS	.254	65	90	228	27	58	42	5	0	16	.487	12	40	1	0	3	1	0	3
D	ADAMS	.283	83	65	314	33	89	38	18	0	1	.350	16	25	0	1	5	1	1	4
	PINIELLA	.228	66	86	254	27	58	31	13	0	5	.339	7	21	2	0	3	2	3	3
C	J. MORRISON	.278	71	77	245	41	68	39	12	0	12	.473	16	56	8	1	1	12	2	3
B	WALLING	.289	56	100	204	22	59	19	8	7	1	.412	17	33	3	0	1	4	1	0
	LMAR JOHNSON	.288	85	60	295	32	85	34	16	0	6	.403	21	32	2	0	2	4	1	6
C	ARMAS	.212	58	92	99	12	21	8	1	0	2	.283	5	27	1	0	2	0	0	0
B	T. KENNEDY	.261	28	132	92	9	24	10	9	0	3	.457	3	12	0	0	2	0	0	0
A	KLUTTS	.172	20	140	29	4	5	0	0	0	0	.172	2	4	1	3	0	0	0	0
	*STAT ERROR*****		1	159	1	0	-1	0	0	0	0	0*****	2	0	0	0	0	0	0	0

BAT TOTALS .271 180 XX 5742 713 1556 678 281 72 121 .408 351 663 130 23 48 100 42 61

GS/GR	PITCHER	ERA.	W	L	PCT.	SV	RP	GS	GR	CG	SH	IP	H	R	ER	HR	BB	SO
	FINCH	6.04	10	19	.345	1	1	37	1	4	1	231.0	329	162	*155	25	77	100
34/ 0	SORENSEN	4.73	11	14	.440	0	0	32	0	14	1	236.0	286	134	124	30	44	68
27/ 3	TRAVERS	4.59	9	12	.429	0	0	27	0	10	2	192.0	194	103	98	30	60	85
	JOHN JOHNSON	5.68	6	12	.333	0	2	17	29	1	0	160.0	199	113	101	26	80	94
16/ 0	FIGUEROA	7.28	3	11	.214	0	0	17	0	2	0	97.7	163	82	79	6	37	42
0/52	STANHOUSE	4.50	4	10	.286	9	13	0	49	0	0	74.0	70	41	37	8	47	30
0/39	CASTRO	1.69	9	2	.818	9	18	0	37	0	0	53.3	41	14	10	1	11	15
	DONNIE MOORE	4.75	2	2	.500	3	5	0	42	0	0	94.7	116	54	50	12	28	55
	EDGE	6.34	0	3	.000	0	0	0	16	0	0	32.7	50	27	23	7	8	12
	M. MAHLER	4.33	2	1	.667	2	4	0	22	0	0	52.0	59	28	25	8	23	38
15/ 0	BARRIOS	3.59	6	4	.600	0	0	15	0	4	0	110.3	100	54	44	12	44	30
15/ 0	PETRY	4.99	2	6	.250	0	0	15	0	4	0	101.0	103	61	56	13	43	41
	STAT ERROR	.00	0	0	.000	0	0	1	0	0	0	.0	2	0	0	0	0	0

PIT TOTALS 5.03 64 96 .400 24 43 160 196 39 4 1434.7 1712 873 802 178 502 610

MISCELLANEOUS TEAM RECORDS

LONGEST WIN STREAK 3
LONGEST LOSS STREAK ... 8

1-RUN GAMES: 22-23 .489
EXTRA-INNINGS: 7-10 .412
FACE-TO-FACE: 1- 7 .125

WERE SHUTOUT 6

MOST RUNS(GAME) 17
MOST HITS(GAME) 20
MOST RUNS(INNING) 7

** 1980 TEAM MVP **
** George Brett **

MOST UNEXPECTED PERFORMANCE

BUTCH WYNEGAR

Simi Valley Royals

Koufax
3rd Place

Manager: ROY JENSEN (MARRIED: LINDA)

1981 TEAM & MANAGER CHANGE

HAMPSHIRE TIMBER WOLVES

Tim Ackley
(see Page 124)

Age: 46

Occupation: COUNSELOR


Other Leagues: HOFAL

Biographical Sketch

HAVE PLAYED APBA BASEBALL FOR PAST 20 YEARS. JUST STARTED REPLAY 4 YEARS AGO. AM PRESENTLY REPLAYING THE 1977 NATIONAL LEAGUE SEASON BY MYSELF (120 GAMES SO FAR).

1980 Season Story

FELT LIKE SIMI VALLEY HAD GOOD HITTING AND A GOOD BULLPEN. BUT NEEDED A COUPLE MORE STARTING PITCHERS. THEY WERE A GOOD DEFENSIVE TEAM, BUT LACKED DEPTH IN THE CATCHING DEPARTMENT. FEEL THAT WITH A LITTLE MORE PITCHING, SIMI WOULD HAVE BEEN A CONTENDER.



TEAM: SIMI VALLEY
MANAGER: R.JENSEN
HOME PCT: .563

TML I
1980

THRU: SERIES 15.0
DEF DP: 139
PIT ERR: 5

AB	PLAYER	PCT.	G	GU	AB	R	H	RBI	2B	3B	HR	SLG.	BB	SO	E	SH	SF	SB	CS	WH
	CHAMBLISS	.273	146	0	575	55	157	62	32	5	11	.403	18	68	16	0	4	3	1	7
	TRILLO	.266	116	-3	417	40	111	46	19	1	4	.345	19	45	14	3	3	4	1	5
	BOWA	.230	147	0	552	59	127	33	17	10	0	.297	45	37	14	3	7	18	7	4
	MADLOCK	.321	150	4	617	104	198	84	24	4	23	.485	44	41	33	0	2	41	16	10
	RIVERS	.298	128	0	564	72	168	49	32	17	4	.436	25	59	3	0	6	9	10	5
	LYNN	.305	145	-2	561	96	171	103	27	4	33	.544	76	106	2	0	1	1	3	17
	BONDS	.264	141	0	542	79	143	83	15	6	22	.435	55	114	5	0	5	24	20	9
D	YEAGER	.207	110	43	352	35	73	33	8	5	15	.386	32	70	3	2	0	0	0	4
C	RIVERA	.262	55	94	206	20	54	24	8	3	0	.330	14	39	1	0	0	6	3	4
D	MILNER	.258	105	29	360	46	93	56	8	4	10	.386	57	43	2	0	5	3	3	2
B	GREG GROSS	.293	62	96	184	21	54	19	6	2	0	.348	31	5	1	1	4	3	1	2
B	KELLEHER	.238	41	118	151	12	36	10	5	0	0	.272	6	8	4	0	1	1	0	1
C	CAMPANERIS	.070	17	140	57	4	4	0	0	0	0	.070	3	6	2	0	0	0	0	0
B	PRUITT	.307	65	88	199	20	61	26	8	0	3	.392	25	21	4	0	0	4	1	5
C	HEITY CRUZ	.214	47	105	159	15	34	15	8	0	2	.302	16	41	4	0	0	0	2	1
A	VENABLE	.083	3	157	12	0	1	0	0	0	0	.083	2	4	1	0	0	0	0	0
A	MASON	.121	10	146	33	2	4	1	3	0	0	.212	2	13	0	0	0	0	0	0
	STAT ERROR	.000	1	159	0	0	0	0	0	0	0	.000	1	0	0	0	0	0	0	0

BAT TOTALS .269 160 XX 5541 680 1489 644 220 61 127 .399 471 720 114 9 38 117 68 76

GS/GR	PITCHER	ERA.	W - L	PCT.	SV	RP	GS	GR	CG	SH	IP	H	R	ER	HR	BB	SO
32/ 3	LACOSS	3.77	9 16	.360	0	0	32	0	7	2	214.7	217	109	90	13	73	105
30/ 9	SUTCLIFFE	4.58	12 16	.429	1	1	30	3	13	0	226.0	267	123	115	17	93	103
30/ 0	TIANT	3.79	11 10	.524	0	0	29	0	5	0	211.3	210	95	89	31	52	114
23/23	ANDUJAR	3.52	9 11	.450	0	2	24	11	2	1	176.3	178	90	69	9	73	69
22/ 0	MONTEFUSCO	2.49	14 4	.778	0	0	22	0	9	3	166.0	129	52	46	13	48	89
0/72	G.JACKSON	3.68	9 6	.600	9	18	0	52	0	0	66.0	53	28	27	14	25	30
0/53	TOMLIN	2.52	2 2	.500	7	9	0	42	0	0	50.0	51	15	14	4	9	26
0/44	FRYMAN	1.26	7 1	.875	8	15	0	34	0	0	43.0	36	7	6	1	5	32
	MCGRAW	6.25	0 2	.000	3	3	0	31	0	0	49.0	66	41	34	11	15	34
19/16	BILLINGHAM	4.45	3 13	.188	0	0	19	10	3	0	143.7	159	73	71	20	47	57
	MCWILLIAMS	5.49	0 2	.000	0	0	4	0	0	0	19.7	26	16	12	0	6	10
	EASTWICK	10.32	0 0	.000	0	0	0	8	0	0	11.3	23	13	13	4	0	3
	LAROCHE	7.32	0 1	.000	3	3	0	17	0	0	35.7	54	32	29	11	7	24
	STAT ERROR	.00	0 0	.000	0	0	2	0	0	0	.0	-2	0	0	0	-1	0

PIT TOTALS 3.92 76 84 .475 31 51 160 208 39 6 1412.7 1470 694 615 148 453 696

MISCELLANEOUS TEAM RECORDS

LONGEST WIN STREAK 7
LONGEST LOSS STREAK ... 6

1-RUN GAMES: 24-31 .436
EXTRA-INNINGS: 10- 4 .714
FACE-TO-FACE: 0- 0 .000

WERE SHUTOUT 8

MOST RUNS(GAME) 16
MOST HITS(GAME) 20
MOST RUNS(INNING) 6

** 1980 TEAM MVP **
** Fred Lynn **

MOST UNEXPECTED PERFORMANCE

JOHN MONTEFUSCO

South Salta C's

1981 TEAM NAME CHANGE

Koufax
1st Place

SHERLOCK C's

Manager: CARL CARPENTER

Age: 24

Occupation: ACCOUNTANT


Other Leagues: RML

Biographical Sketch

STARTED PLAYING APBA BASEBALL IN 1967, FIRST JOINED A MAIL LEAGUE IN 1971, AND FORMED MY OWN "BALTIMORE" LEAGUE AROUND 1972 (NOTE: TML MANAGERS BOB MOORE & JOHN GATTO ARE EX-MEMBERS). GAVE UP LEAGUES DURING MY COLLEGE YEARS AT USC, BUT FINALLY STARTED UP AGAIN TWO YEARS AGO WITH BOB MOORE'S RML. - I TRIED REPLAY WHEN IT FIRST CAME OUT AND DIDN'T LIKE IT. IT TOOK 4 OR 5 YEARS, BUT APBA IS NOW IN THE CLOSET FOR GOOD!!

1980 Season Story

THE C'S WON THEIR DIVISION, BUT I'M NOT SURE HOW. PITCHING & HITTING PERFORMANCES WERE DISAPPOINTING THROUGHOUT THE YEAR - ESPECIALLY K. HERNANDEZ, OBERKFELL, G. THOMAS, KRAVEC, KOBEL, PARROTT, AND HAUSMAN. PLUS, THE MANAGING WASN'T TOO GOOD, AS OBERKFELL & SUMMERS BOTH FINISHED ABOUT 30 AB'S BELOW THEIR ALLOTMENTS AND HUME STARTED 1 GAME TOO MANY! THE FINAL TEAM ERA OF 3.91 WAS SURPRISINGLY HIGH, AND 901 BATTERS FANNED THE BREEZE TO EASILY LEAD THE LEAGUE. THE BENCH WAS THIN, BUT THE C'S SOMEHOW SCORED 805 RUNS AND I GUESS THAT TOOK CARE OF THE REST. NEXT SEASON PROMISES TO BE MUCH BETTER.



Koufax Division Champion

TEAM: SOUTH SALTA
MANAGER: C.CARPENTER
HOME PCT: .587

TML I
1980

THRU: SERIES 15.0
DEF DP: 134
PIT ERR: 4

AB	PLAYER	PCT.	G	GU	AB	R	H	RBI	2B	3B	HR	SLG.	BB	SO	E	SH	SF	SB	CS	WH
	K.HERNANDEZ	.311	160	0	640	111	199	89	*50	10	10	.467	91	95	11	0	9	6	8	12
D	OBBERKFELL	.279	123	21	377	56	105	43	18	8	1	.377	51	44	20	0	6	2	1	3
	OZZIE SMITH	.189	158	0	523	53	99	36	16	5	0	.239	27	37	24	21	3	27	3	2
	LARY PARRISH	.299	155	1	623	106	186	116	36	2	35	.531	46	113	17	0	0	1	3	14
	G.THOMAS	.217	158	0	577	90	125	121	19	1	42	.471	86	*193	12	0	6	7	3	13
	MORENO	.297	159	0	688	107	204	65	19	19	3	.392	44	101	4	1	2	80	24	5
	LEON ROBERTS	.263	136	0	505	72	133	68	25	7	17	.442	57	87	5	1	2	5	1	12
	CERONE	.268	104	41	306	34	82	53	20	1	5	.389	16	33	2	0	4	0	2	6
D	COLLINS	.311	110	38	396	60	123	52	24	7	6	.452	22	50	0	0	2	13	8	9
C	SUMMERS	.327	86	58	275	49	90	63	13	2	24	.651	26	42	2	0	2	4	1	8
C	HASSEY	.248	90	53	286	27	71	32	13	0	4	.336	21	25	5	0	4	1	0	2
B	BROOKENS	.177	64	82	181	16	32	11	4	1	3	.260	12	35	7	0	1	7	5	0
A	EASLER	.253	48	108	95	8	24	13	1	2	2	.368	12	19	0	0	0	0	1	0
A	DILONE	.267	51	104	75	9	20	7	0	0	0	.267	8	11	0	0	0	16	3	1
B	KUSICK	.148	21	137	27	1	4	3	1	0	1	.296	3	8	0	0	0	0	0	0
D	HUBBARD	.203	46	111	64	6	13	4	3	0	1	.297	4	8	2	0	0	0	1	0
BAT TOTALS		.268	160	XX	5638	805	1510	776	262	65	154	.419	526	901	115	23	41	169	64	87

GS/GR	PITCHER	ERA.	W	L	PCT.	SV	RP	GS	GR	CG	SH	IP	H	R	ER	HR	BB	SO
35/ 1	KRAVEC	4.49	13	16	.448	0	0	35	1	11	2	238.3	207	134	119	18	127	108
33/ 3	FROST	3.08	18	7	.720	0	0	33	3	9	2	251.7	222	93	86	26	55	111
27/ 3	KOBEL	5.43	6	11	.353	3	3	19	8	1	1	122.7	167	80	74	11	24	53
30/ 8	PARROTT	4.31	10	11	.476	1	1	30	8	4	1	233.7	282	123	112	10	77	116
16/15	R.WILLIAMS	3.86	12	6	.667	0	1	16	11	2	1	119.0	140	53	51	5	38	26
5/48	FARMER	3.00	9	6	.600	12	17	5	48	1	0	99.0	82	39	33	6	42	67
12/45	HUME	2.72	10	7	.588	9	12	13	44	4	2	162.0	152	56	49	13	36	85
0/40	DEVINE	2.67	5	3	.625	7	12	0	39	0	0	60.7	53	20	18	6	21	22
0/36	MCCLURE	7.76	1	1	.500	0	1	0	24	0	0	29.0	40	26	25	3	11	24
30/ 0	F.BANNISTER	3.64	0	1	.000	2	2	0	23	0	0	29.7	28	14	12	1	11	14
10/ 9	HAUSMAN	4.08	3	3	.500	2	2	9	10	0	0	79.3	80	40	36	9	21	35
1/45	MARK LEE	7.11	1	0	1.000	0	1	0	10	0	0	12.7	18	10	10	1	5	5
5/ 0	DOTSON	3.00	0	0	.000	0	0	0	2	0	0	3.0	4	1	1	0	0	1
PIT TOTALS		3.91	88	72	.550	36	52	160	231	32	9	1440.7	1475	689	626	109	468	667

MISCELLANEOUS TEAM RECORDS

LONGEST WIN STREAK 7
LONGEST LOSS STREAK ... 5

1-RUN GAMES: 21-27 .439
EXTRA-INNINGS: 5-7 .417
FACE-TO-FACE: 0-0 .000

WERE SHUTOUT 6

MOST RUNS(GAME) 15
MOST HITS(GAME) 20
MOST RUNS(INNING) 9

1980 TEAM MVP

Larry Parrish

MOST UNEXPECTED PERFORMANCE

CHAMP SUMMERS

Toledo Tomcats

Mays
5th Place

Manager: BILL PARKS (MARRIED: CAROL)

Age: 38

Occupation: FOREMAN



Other Leagues: RML

Biographical Sketch

WORK NIGHTS AS A TRUCKING COMPANY FOREMAN - GO TO COLLEGE AT UNIV. OF TOLEDO FULL-TIME DAYS & EVENINGS. BASEBALL LEAGUES ARE MY MAIN HOBBY NOW THAT I'VE GOT SO LITTLE TIME TO COACH OR PARTICIPATE IN AMATEUR LEAGUES.

1980 Season Story

IN TEAM'S FIRST SEASON, TWO AREAS FOR IMPROVEMENT STOOD OUT - NEED POWER AND BULLPEN HELP. MANAGEMENT UTILIZED BENCH EXTENSIVELY, AND IMPROVEMENT NEEDED THERE ALSO. YOUTHFUL ROSTER SHOULD IMPROVE SOME WITH EXPERIENCE, BUT EXTENSIVE CHANGES MUST BE MADE. 2B WAS A WEAK SPOT, WITH THE TRADING AWAY OF TRILLO IN THE PRE-SEASON. NEW FACES NEEDED THERE. AND, THE PITCHERS, FOR THE MOST PART, WERE UNDER-ACHIEVERS. THE PITCHERS ARE STILL YOUNG AND DEVELOPING, SO ONLY A FEW ARMS ARE GOING TO BE ADDED - PARTICULARLY BULLPEN HELP FOR V. CRUZ. MOST OF THIS SEASON'S PROBLEMS WERE LACK OF STOPPER AND ONE IS DESPERATELY NEEDED. MANAGEMENT LOOKING TO MOVE UP FAST NEXT YEAR; TIRED OF BEING ON THE BOTTOM.



TEAM: TOLEDO
 MANAGER: B. PARKS
 HOME PCT: .337

TML I
 1980

THRU: SERIES 15.0
 DEF DP: 142
 PIT ERR: 8

AB	PLAYER	PCT.	G	GU	AB	R	H	RBI	2B	3B	HR	SLG.	BB	SO	E	SH	SF	SB	CS	WH
D	AIKENS	.291	84	72	309	44	90	50	20	0	15	.502	28	64	2	0	2	1	1	5
	M.EDWARDS	.230	125	27	318	32	73	24	11	2	0	.277	16	30	20	3	0	8	4	2
	YOUNT	.234	129	25	488	48	114	62	13	4	9	.332	24	58	24	3	1	9	6	4
	LANSFORD	.258	128	29	516	72	133	60	12	4	13	.372	27	109	18	2	4	6	2	10
	LEMON	.308	129	20	526	58	162	73	25	4	13	.445	37	75	6	0	4	6	12	13
	PUHL	.273	133	25	534	71	146	39	24	2	6	.360	41	34	0	4	1	26	8	0
D	S.HENDERSON	.340	88	62	300	39	102	48	13	7	7	.500	31	42	4	0	1	6	9	7
	STEARNS	.254	113	47	401	37	102	48	18	1	10	.379	38	41	5	4	2	6	13	4
D	R.HENDERSON	.282	78	76	294	38	83	18	5	3	3	.350	35	32	3	1	4	21	10	4
	DRIESSEN	.249	122	28	394	48	98	61	16	6	14	.426	38	51	6	2	6	14	2	4
C	FAHEY	.309	66	91	220	29	68	29	7	1	3	.391	28	16	3	2	5	1	2	0
B	ALMON	.157	55	104	83	4	13	5	1	0	0	.169	10	16	6	5	1	0	3	0
C	TREVINO	.327	74	81	171	20	56	23	6	3	0	.398	14	19	11	0	1	2	1	1
	RICK MILLER	.263	99	42	376	49	99	24	9	3	1	.311	36	88	5	9	0	6	4	3
D	DICK DAVIS	.220	90	60	268	19	59	30	7	2	3	.295	9	48	0	0	1	4	1	2
A	THON	.292	16	144	48	2	14	3	3	0	0	.354	3	12	2	1	0	0	0	1
B	TED COX	.197	45	114	122	8	24	9	9	0	0	.270	9	15	6	0	0	1	2	0
A	GULDEN	.129	11	147	31	1	4	0	1	0	0	.161	4	4	2	0	0	0	0	0
B	BLANKS	.200	18	142	45	6	9	1	3	0	0	.267	2	5	4	0	0	0	0	0
B	MCKAY	.143	23	137	77	4	11	0	2	0	0	.169	4	10	0	4	0	2	0	0
B	BARRY EVANS	.132	12	148	38	2	5	1	0	0	0	.132	1	3	2	5	1	0	0	0
A	KEN MACHA	.200	9	143	20	0	4	3	3	0	0	.350	0	5	0	0	0	0	0	0
BAT TOTALS		.263	160	XX	5579	631	1469	611	208	42	97	.368	435	777	137	45	34	129	80	60

GS/GR	PITCHER	ERA.	W	L	PCT.	SV	RP	GS	GR	CG	SH	IP	H	R	ER	HR	BB	SO
29/ 5	LANGFORD	3.70	12	11	.522	2	2	29	3	7	0	216.7	214	95	89	16	50	92
25/ 4	DON ROBINSON	4.89	4	11	.267	1	1	25	2	1	0	149.0	189	96	81	17	57	105
24/10	SANDERSON	4.14	6	10	.375	0	0	24	3	4	3	152.0	166	83	70	21	59	140
24/13	WHITSON	4.00	6	10	.375	0	0	24	4	3	3	150.7	146	74	67	11	91	102
21/11	SCHATZEDER	2.66	11	8	.579	0	1	21	6	5	2	165.7	112	61	49	22	50	93
0/61	VICTOR CRUZ	3.53	5	5	.500	5	10	0	51	0	0	58.7	47	26	23	9	31	46
7/40	B. MCLAUGHLIN	4.82	4	8	.333	4	7	31	0	0	0	97.0	102	65	52	18	51	70
3/28	STEWART	5.07	4	3	.571	3	6	1	22	0	0	81.7	83	48	46	14	55	39
20/25	RASMUSSEN	4.86	2	17	.105	6	6	20	21	2	0	142.7	200	86	77	12	32	56
	WORTHAM	6.53	4	6	.400	0	0	9	17	0	0	80.0	96	60	58	16	36	50
	DENNY	5.80	1	2	.333	2	3	0	34	0	0	54.3	68	37	35	10	24	24
	KEDUGH	8.18	1	1	.500	1	2	0	27	0	0	44.0	58	45	40	10	26	18
2/27	SAUCIER	6.26	2	6	.250	4	6	0	30	0	0	50.3	58	37	35	5	28	17
PIT TOTALS		4.50	62	98	.387	28	44	160	251	22	8	1442.7	1539	813	722	181	590	850

852

MISCELLANEOUS TEAM RECORDS

LONGEST WIN STREAK 4
 LONGEST LOSS STREAK 7

1-RUN GAMES: 26-25 .510
 EXTRA-INNINGS: 9-12 .429
 FACE-TO-FACE: 0- 0 .000

WERE SHUTOUT 9

MOST RUNS(GAME) 19
 MOST HITS(GAME) 20
 MOST RUNS(INNING) 7

 1980 TEAM MVP
Chet Lemon

MOST UNEXPECTED PERFORMANCE

DON ROBINSON

Virginia Gentlemen

1981 TEAM & MANAGER CHANGE

HOLLY WOODPECKERS

Tom & Robert Moran

(see Page 125)

Mays
3rd Place

Manager:

MIKE MCCLURG

(MARRIED: LORETTA)

Age: 41

Occupation: SALES, EXXON CO.

Other Leagues: TCBA, MDTL

Biographical Sketch

WORKED WITH EXXON FOR 18 YEARS; MARRIED WITH TWO CHILDREN - MIKE, JR.(20) AND LORA(10). OTHER LEAGUES ARE BOTH APBA. HAVE BEEN PLAYING TABLETOP BASEBALL FOR 30 YEARS, MOSTLY SOLITAIRE.

1980 Season Story

VIRGINIA'S SEASON WAS PRETTY MUCH AS EXPECTED. GOOD HITTING BY GARVEY, GRIFFEY, MCRAE, FOLI, MATTHEWS, AND HOBSON PLACED THE TEAM 4TH IN THE ASSOCIATION IN BATTING WITH .275 PCT. GARVEY, HOBSON, & MATTHEWS ALL HAD 24 HR'S OR MORE AND OVER 100 RBI'S, WHILE GARVEY, GRIFFEY, AND MCRAE ALL BATTED OVER .300, WITH FOLI AT AN ALL-TIME PERSONAL BEST OF .299. TOM SEAVER (18-9 2.65), CALDWELL (14-10 2.96), AND BURGMEIER (2.29 14 SV'S) HAD EXCELLENT SEASONS ON THE MOUND. THE LACK OF ANY OTHER EFFECTIVE PITCHING KEPT VIRGINIA FROM BEING A STRONG CONTENDER. A SEASON OF 6 GAMES OVER .500 WAS A GOOD START!



TEAM: VIRGINIA
 MANAGER: M.MCCLURG
 HOME PCT: .575

TML I
 1980

THRU: SERIES 15.0
 DEF DP: 151
 PIT ERR: 1

AB	PLAYER	PCT.	G	GU	AB	R	H	RBI	2B	3B	HR	SLG.	BB	SO	E	SH	SF	SB	CS	WH
	GARVEY	.317	160	0	*694	93	*220	111	32	0	24	.467	13	55	7	0	5	0	3	10
	JOE MORGAN	.230	127	5	427	80	98	44	24	0	13	.377	98	41	14	0	2	27	3	8
	FOLI	.299	139	2	588	72	176	54	33	0	0	.359	33	19	26	0	3	3	8	9
	HOBSON	.268	148	0	563	67	151	104	26	9	29	.501	35	104	23	0	1	3	4	8
	MATTHEWS	.280	159	0	642	104	180	111	30	3	30	.477	58	79	8	0	3	17	3	11
D	GRIFFEY	.322	103	36	398	63	128	41	34	4	7	.480	35	39	5	0	3	11	7	2
B	MURCER	.230	135	13	495	51	114	63	16	0	18	.372	47	61	5	0	3	1	2	10
	ED OTT	.259	129	12	428	52	111	47	16	6	9	.388	21	62	9	3	2	0	2	5
D	MCRAE	.313	108	41	387	67	121	49	37	3	13	.525	43	56	0	0	3	8	3	5
D	REGGIE SMITH	.259	98	50	297	44	77	44	20	2	11	.451	36	65	4	0	2	4	3	2
D	BONNELL	.275	73	75	247	32	68	34	12	0	7	.409	23	34	2	0	2	5	8	4
B	BROHAMER	.200	52	107	75	5	15	6	0	1	1	.267	1	11	9	0	0	0	1	1
A	QUIRK	.297	18	137	64	5	19	4	3	2	0	.406	2	7	0	0	0	0	0	0
	FLYNN	.198	56	95	202	17	40	19	10	2	2	.297	2	22	15	2	2	0	1	3
C	MILT MAY	.231	44	110	104	16	24	17	9	0	6	.490	6	13	4	0	0	0	0	2
B	JORGENSEN	.000	1	159	3	0	0	0	0	0	0	.000	0	1	0	0	0	0	0	0
BAT TOTALS		.275	160	XX	5614	768	1542	748	302	33	170	.431	453	669	132	5	31	79	48	80

GS/GR	PITCHER	ERA.	W	L	PCT.	SV	RP	GS	GR	CG	SH	IP	H	R	ER	HR	BB	SO
	HARTZELL	4.95	6	15	.286	0	0	29	0	4	0	189.0	230	115	104	29	65	59
32/ 0	SEAVER	2.65	18	8	.692	0	0	32	0	12	4	237.3	195	90	70	16	76	138
30/ 0	CALDWELL	2.96	14	10	.583	0	0	30	0	14	3	231.0	249	83	76	17	59	97
28/ 0	MATULA	4.61	12	9	.571	0	0	28	0	3	0	187.3	214	101	96	22	76	83
16/ 0	ROZEMA	3.55	8	3	.727	0	0	16	0	4	1	119.0	95	47	47	12	44	20
0/67	LYLE	4.75	6	11	.353	23	29	0	63	0	0	77.7	77	48	41	13	15	35
0/44	BURGMEIER	2.28	5	8	.385	9	14	0	42	0	0	71.0	52	24	18	5	14	37
	D'ACQUISTO	6.44	3	4	.429	1	4	5	32	0	0	89.0	110	66	63	18	50	68
20/22	OWCHINKO	4.83	4	8	.333	2	3	20	15	0	0	132.3	144	75	71	24	42	73
	HILLER	3.93	7	1	.875	0	7	0	37	0	0	68.7	58	33	30	5	38	41
	P.REUSCHEL	10.07	0	0	.000	0	0	0	7	0	0	22.3	41	25	25	7	8	10
PIT TOTALS		4.05	83	77	.519	35	57	160	196	37	8	1423.7	1465	707	641	168	487	661

MISCELLANEOUS TEAM RECORDS

LONGEST WIN STREAK 6
 LONGEST LOSS STREAK ... 5

1-RUN GAMES: 21-24 .467
 EXTRA-INNINGS: 7-7 .500
 FACE-TO-FACE: 0-0 .000

NINE SHUTOUT 11

MOST RUNS(GAME) 20
 MOST HITS(GAME) 21
 MOST RUNS(INNING) 7

 * 1980 TEAM MVP *
 * **Tom Seaver** *

MOST UNEXPECTED PERFORMANCE
 SPARKEY LYLE (4.75 ERA)

Virginia Beach Bums

1981 TEAM & MANAGER CHANGE

WALLHAVEN OFFERS

Dave Scott

(see Page 126)

Mays
2nd Place

Manager: LARRY WHITMORE (MARRIED: GAIL)

Age: 36 **Occupation:** DATA PROCESSING MANAGER

Other Leagues: MASON-DIXON TABLETOP LEAGUE

Biographical Sketch

?

1980 Season Story

BUMS STARTED SEASON ON AN UP NOTE, WINNING 10 OF 16 IN SERIES #1, AS BOB HORNER HIT A TEAM RECORD 11 HOMERS. AFTER THE FAST START, THE BUMS LEVELED OFF AND WERE ONLY 2 GAMES OVER .500 FOR THE NEXT THREE SERIES, BEFORE ERUPTING FOR A 9-3 MARK IN SERIES #5, INCLUDING A 6-GAME SWEEP AT BERRIEN SPRINGS. THE SUMMER STRETCH WAS THE BEACHMEN GO 11-7 AND REMAIN 4 GAMES OUT OF FIRST PLACE. THE BUMS MADE A MOVE AFTER CUYAHOGA IN SERIES #12, CLOSING TO WITHIN 2 GAMES OF THE FUNGOS, BUT COULD NOT KEEP UP THE PACE AND ENDED THE SEASON 7 GAMES BACK IN SECOND PLACE.



TEAM: VA. BEACH
 MANAGER: L.WHITMORE
 HOME PCT: .600

TML I
 1980

THRU: SERIES 15.0
 DEF DP: 135
 PIT ERR: 6

AB	PLAYER	PCT.	G	GU	AB	R	H	RBI	2B	3B	HR	SLG.	BB	SO	E	SH	SF	SB	CS	WH
D	HARGROVE	.358	106	44	399	73	143	62	29	2	10	.516	61	47	11	0	7	3	1	5
	DAUER	.232	141	5	499	56	116	53	17	0	13	.345	33	44	10	0	3	0	2	
	DEJESUS	.310	158	0	677	119	210	54	30	7	14	.437	60	78	*41	1	2	20	*30	5
	HORNER	.324	138	0	583	97	189	119	18	0	40	.561	21	93	31	0	3	0	11	14
D	ROENICKE	.265	105	43	392	60	104	67	14	4	23	.497	47	80	3	0	2	2	3	11
	OGLIVIE	.258	136	0	550	76	142	109	23	6	36	.518	35	63	4	0	3	11	4	14
	JER MARTIN	.266	146	0	572	67	152	88	34	3	23	.456	41	75	6	2	1	5	9	
	FOOTE	.255	132	0	498	63	127	65	34	0	24	.468	26	46	5	0	1	0	2	3
D	PACIDREK	.254	108	43	386	42	98	37	28	1	7	.386	32	74	6	0	1	3	6	3
D	MCCOVEY	.267	102	48	389	59	104	65	10	0	25	.486	33	77	2	0	2	0	1	9
B	BILLY SMITH	.225	65	93	182	25	41	19	7	4	4	.374	9	34	1	0	0	0	4	
B	KELLY	.213	54	105	169	24	36	15	9	0	5	.355	21	27	1	0	1	0	3	
C	NOLAN	.286	28	130	98	11	28	8	7	3	1	.449	11	9	0	0	0	3	3	
C	JIM NORRIS	.225	32	124	102	16	23	9	3	4	2	.392	14	11	2	0	0	5	0	
C	OFFICE	.246	23	135	65	11	16	5	2	2	1	.400	3	9	0	0	2	0	0	
A	MANKOWSKI	.118	7	149	17	2	2	1	0	0	0	.118	1	5	0	0	1	0	0	
C	HARLOW	.272	3	157	11	0	3	2	0	1	0	.455	3	0	0	0	0	0	0	
A	CROWLEY	.244	12	148	45	6	11	5	4	0	2	.467	8	14	0	0	0	0	0	2
BAT TOTALS		.274	160	XX	5634	807	1545	783	270	37	230	.458	459	785	129	3	27	47	73	86

GS/GR	PITCHER	ERA.	W	L	PCT.	SV	RP	GS	GR	CG	SH	IP	H	R	ER	HR	BB	SO
39/ 1	DEN MARTINEZ	3.89	14	16	.467	0	0	39	0	16	4	282.0	266	141	122	32	105	132
38/ 1	FLANAGAN	3.53	21	9	.700	0	0	38	0	11	4	270.3	264	116	106	28	82	228
32/ 1	BOB FORSCH	3.98	8	10	.444	0	0	24	2	5	1	174.0	180	87	77	24	35	86
28/ 5	HONEYCUTT	4.66	11	10	.524	1	1	27	4	4	0	201.0	212	112	104	31	48	78
14/ 0	NOLES	3.81	7	3	.700	0	0	12	1	2	2	85.0	82	39	36	9	32	25
3/45	RAWLEY	3.48	6	6	.500	13	19	0	46	0	0	67.3	61	33	26	4	29	35
0/39	TIP MARTINEZ	3.79	3	2	.600	14	17	0	39	0	0	59.3	52	28	25	6	24	46
11/25	DAVE PALMER	3.11	8	5	.615	3	6	10	25	3	1	124.3	113	49	43	12	30	80
0/29	STODDARD	1.49	5	6	.455	6	11	0	31	0	0	42.3	40	16	7	3	20	40
30/ 1	SOLOMON	4.95	5	3	.625	1	1	10	9	3	0	92.7	102	59	51	16	36	36
	SPILLNER	12.39	0	0	.000	0	0	0	9	0	0	20.3	46	39	28	5	14	5
	BECKWITH	4.85	2	0	1.000	0	2	0	10	0	0	26.0	28	14	14	3	11	20
PIT TOTALS		3.98	90	70	.563	38	57	160	176	44	13	1444.7	1446	732	639	177	466	815

733

MISCELLANEOUS TEAM RECORDS

LONGEST WIN STREAK 11
 LONGEST LOSS STREAK ... 3

1-RUN GAMES: 26-25 .510
 EXTRA-INNINGS: 6-10 .375
 FACE-TO-FACE: 0-0 .000

WERE SHUTOUT 4

MOST RUNS(GAME) 17
 MOST HITS(GAME) 23
 MOST RUNS(INNING) 3

 1980 TEAM MVP
Bob Horner

MOST UNEXPECTED PERFORMANCE

WILLIE MCCOVEY (25 HR)

Watsonville Warriors

1981 TEAM & MANAGER CHANGE

HUDSON HORNETS

Ed Laing

(see Page 125)

Koufax
4th Place

Manager: JIM EGAN

Age: 19

Occupation: STUDENT


Other Leagues: FASTBREAK NETWORK & NATIONAL FASTBREAK BASKETBALL LEAGUE (NFBAL)

Biographical Sketch

AS A COLLEGE STUDENT, I CAN ASSURE YOU THAT COLLEGE LIFE IN THE EIGHTIES IS NOT ALL THAT IT'S CRACKED UP TO BE, EVEN HERE IN CALIFORNIA (BY THE WAY, I DO NOT SURF!! I DON'T KNOW WHERE THE RESEARCHERS COME UP WITH THEIR DATA ON THE CHANGING SEXUAL MORES, BUT I'D SURE LIKE TO HAVE THE NAMES & NUMBERS OF THE GIRLS THEY INTERVIEWED (A CHEAP SHOT, I AGREE!!! IN ADDITION, THERE WASN'T ONE MASS PROTEST WHEN REGISTRATION BEGAN LAST SUMMER. ANYWAY, MY GUITARS AND ENGLISH & HISTORY CLASSES (I HAVEN'T DECIDED WHICH TO MAJOR IN) KEEP ME BUSY.

1980 Season Story

WHAT CAN I SAY ABOUT A TEAM THAT ACTUALLY WON MORE GAMES ON THE ROAD THAN HERE IN THE BUSTLING METROPOLIS OF WATSONVILLE, CA (33 HOME WINS VS. 39 ROAD); THAT FINISHED 10TH IN RUNS SCORED, YET 17TH IN PCT; THAT FINISHED 11TH IN HR'S ALLOWED, YET 16TH IN ERA?? DESPITE SUCH SORRY STATISTICS, THERE WERE A COUPLE OF BRIGHT SPOTS. JIM RICE WAS A TERROR AT THE PLATE, BEING THE ONLY WARRIOR (BESIDES CHAPPAS) TO HIT OVER .300. MONGE'S 31 RP'S MEANT THAT HE WAS INVOLVED IN 43% OF WR VICTORIES - THE 3RD HIGHEST PCT AMONG THE TOP 10 AMERICAN ASSOCIATION RELIEF PITCHERS. FINALLY, SCOTT MCGREGOR MANAGED TO GET 14 WINS (.636) TO TOP THE STAFF AND ALSO HAD THE BEST ERA AMONG WR STARTERS. DESPITE SUCH FINE PERFORMANCES, DISAPPOINTMENT DOMINATED THE WARRIOR'S SEASON. IN ADDITION TO A GENERAL LACK OF DEPTH, INDIVIDUAL PERFORMERS HAD TROUBLE AS WELL. KOOSMAN (5.49, 19 LOSSES) FOR EXAMPLE.



TEAM: WATSONVILLE
 MANAGER: J. EGAN
 HOME PCT: .412

TML 1
 1980

THRU: SERIES 15.0
 DEF DP: 119
 PIT ERR: 2

AB	PLAYER	PCT.	G	GU	AB	R	H	RBI	2B	3B	HR	SLG.	3B	SO	E	SH	SF	SB	CS	WH
	JSN THOMPSON	.209	141	3	550	52	115	75	13	1	21	.351	57	114	15	0	2	2	0	10
	GRICH	.249	143	3	575	79	143	75	18	2	29	.438	49	103	19	2	2	0	0	10
D	LEMASTER	.200	80	76	205	20	41	17	4	0	1	.234	14	38	11	5	0	0	0	0
	MEYER	.264	140	3	541	54	143	61	27	10	15	.434	26	48	21	3	5	9	12	19
	BUMBRY	.299	144	3	612	83	183	39	31	4	2	.373	49	88	2	1	5	4	4	14
	RICE	.313	160	0	643	106	201	132	45	4	43	.596	57	86	6	0	2	8	8	14
	C. WASHINGTON	.277	111	39	415	47	115	63	24	6	12	.451	13	79	4	2	1	7	4	4
	LNCE PARRISH	.270	146	4	529	67	143	59	26	6	20	.456	47	112	8	0	3	5	4	4
D	SAMPLE	.275	95	48	371	51	102	42	14	1	1	.326	33	41	4	4	4	4	4	4
	AL WOODS	.223	85	75	328	41	73	24	12	5	3	.317	25	29	5	2	4	4	0	0
C	BIITTNER	.237	62	96	139	14	33	18	9	0	3	.367	16	14	1	0	0	0	2	2
D	GARR	.222	24	136	63	7	14	8	1	0	1	.286	2	7	3	0	0	0	1	1
B	R. ANDREWS	.235	48	109	119	11	28	8	2	0	1	.277	5	6	8	0	1	0	0	0
D	PATEK	.265	45	112	117	11	31	5	7	0	0	.325	3	22	9	2	1	0	0	0
D	PICCIOLD	.233	35	124	116	9	27	6	2	0	0	.250	0	15	7	1	0	0	0	0
C	JR. MOORE	.238	16	143	42	3	10	4	0	2	0	.333	4	9	0	0	0	0	0	0
	TURNER	.200	9	151	10	2	2	1	1	0	0	.300	1	2	0	0	1	1	0	0
C	LARRY COX	.210	21	137	62	3	13	3	2	1	0	.274	4	7	2	1	1	1	0	0
B	SOLAITA	.242	38	116	99	14	24	11	7	1	1	.364	22	15	0	0	0	0	0	0
A	CHAPPAS	.397	26	134	78	16	31	10	1	0	2	.487	7	3	6	0	0	1	2	1
A	TERRELL	.294	21	136	68	11	20	8	3	0	2	.426	0	5	1	0	0	0	0	1
B	ROSELLO	.243	16	144	37	7	9	5	1	1	2	.486	11	11	2	3	0	0	0	1
	STAT ERROR	.000	1	159	0	0	0	0	0	0	0	.000	0	1	0	0	0	0	0	0
BAT TOTALS		.262	160	XX	5719	708	1501	674	250	44	159	.405	446	856	136	26	37	114	51	71

GS/GR	PITCHER	ERA.	W	L	PCT.	SV	RP	GS	GR	CG	SH	IP	H	R	ER	HR	BB	SO
36/ 1	KOOSMAN	5.49	8	19	.296	0	0	36	0	6	0	237.7	277	154	145	29	86	190
30/10	BOB STANLEY	5.27	10	12	.455	0	0	30	5	4	1	194.7	256	126	114	12	32	56
24/ 2	ZAHN	4.12	9	8	.529	0	0	24	1	6	3	164.0	183	87	75	14	45	58
23/ 4	MCGREGOR	3.62	14	8	.636	0	2	23	4	7	1	191.3	196	93	77	18	53	100
20/ 2	LEMANCZYK	4.81	5	12	.294	0	0	20	1	8	1	140.3	144	76	75	11	59	61
0/76	MONGE	2.10	11	6	.647	20	31	0	63	0	0	90.0	68	25	21	3	40	67
3/56	T. GRIFFIN	3.36	4	4	.500	5	9	0	39	0	0	72.3	64	30	27	3	38	52
0/62	HEAVERLO	3.90	2	2	.500	2	4	0	32	0	0	55.3	57	24	24	10	25	42
5/33	MURA	4.28	1	5	.167	4	4	4	33	0	0	67.3	71	36	32	3	30	34
6/20	ROY THOMAS	4.38	3	4	.429	0	0	6	19	3	1	88.3	72	49	43	21	30	34
	NASTU	6.73	3	5	.375	0	2	10	16	0	0	89.7	114	76	67	16	35	35
25/11	BARR	6.60	2	3	.400	0	0	7	6	0	0	60.0	72	47	44	18	17	36
	BEATTIE	3.18	0	0	.000	0	0	0	3	0	0	5.7	5	2	2	0	2	1
	STAT ERROR	.00	0	0	.000	0	0	1	0	0	0	.0	1	0	0	0	0	0
PIT TOTALS		4.61	72	88	.450	31	52	160	222	34	8	1456.7	1580	815	746	161	496	727

MISCELLANEOUS TEAM RECORDS

LONGEST WIN STREAK 10
 LONGEST LOSS STREAK ... 7

1-RUN GAMES: 26-27 .491
 EXTRA-INNINGS: 8-12 .400
 FACE-TO-FACE: 0- 0 .000

WERE SHUTOUT 10

MOST RUNS(GAME) 16
 MOST HITS(GAME) 21
 MOST RUNS(INNING) 6

 1980 TEAM MVP
Jim Rice

MOST UNEXPECTED PERFORMANCE

JERRY KOOSMAN

A Word of Thanks

WE WOULD LIKE TO TAKE THIS OPPORTUNITY TO THANK ALL OF OUR ASSOCIATE MEMBERS FOR SUPPORTING OUR LEAGUE AND ESPECIALLY THOSE THAT HAD BEEN, AND THOSE THAT STILL ARE, WAITING FOR A TEAM TO JOIN US AS AN ACTIVE MANAGER. FOR THOSE ASSOCIATES THAT HAVE NOT RENEWED THEIR MEMBERSHIP IN THE LEAGUE FOR 1981, IT IS STILL NOT TO LATE TO RENEW AND KEEP THE NEWSLETTERS COMING.

WHILE ON THE TOPIC OF THANKS, WE WOULD LIKE TO ESPECIALLY THANK ART ALBANESE FOR PRINTING THE COVER OF THIS SEASON'S YEARBOOK, LARRY'S WIFE DEBBIE FOR TYPING HIS COLUMN EVERY OTHER NEWSLETTER, JIM'S WIFE JANET FOR HELPING WITH THE COPYING AND COLLATING OF THE YEARBOOK PAGES, AND TO MIKE'S WIFE TERI FOR HELPING WITH THE ALPHABETIZING AND SORTING OF THE NEW REPLAY CARDS FOR THE 1981 TML SEASON.

ALSO, THANKS GO OUT TO JOHN BRODAK OF REPLAY INC. FOR SUPPLYING THE TROPHY FOR MIKE BRAVARD, OUR 1980 CHAMPION.

WE ARE LOOKING FORWARD TO ANOTHER SUCCESSFUL SEASON IN 1981! WE HOPE THAT ALL OF YOU CAN JOIN US AGAIN TO INSURE THAT IT WILL BE SO!

TML BOARD OF DIRECTORS

Series 14, Game 8 at AO: TML's No-Hitter

RAINIER	AB	R	H	BI	AUBURN	AB	R	H	BI
RUDI,LF	4	0	0	0	LEFLORE,RF	4	0	0	0
FOLI,SS	4	0	0	0	REYNOLDS,SS	4	0	0	0
SINGLETON,RF	3	0	0	0	MURPHY,1B	3	0	0	0
OTIS,CF	4	0	0	0	DAR EVANS,3B	3	0	0	0
ZISK,DH	3	0	1	0	G.MADDOX,CF	2	0	0	0
J.ELLIS,C	3	0	1	0	BONNELL,LF	2	0	0	0
MEYER,1B	3	0	0	0	J.LEONARD,DH	3	0	0	0
B.STEIN,3B	3	0	0	0	ESSIAN,C	2	1	0	0
STENNETT,2B	3	0	2	0	TRILLO,2B	2	0	0	0
TOTALS	30	0	4	0	TOTALS	25	1	0	0

RAINIER	0	0	0	0	0	0	0	0	— 0
AUBURN	0	0	0	0	0	0	1	0	X — 1

RAINIER	IP	H	R	ER	BB	SO
SCHATZEDER (L 6-6)	8	0	1	0	3	4

AUBURN	IP	H	R	ER	BB	SO
MCGREGOR (W 7-7)	9	4	0	0	2	4

GAME-WINNING RBI -- (NONE)

E-SCHATZEDER, FOLI. DP-AUBURN 1. LOB-RAINIER 5, AUBURN 4. 2B-STENNETT. SB-G.MADDOX. SH-TRILLO. WP-SCHATZEDER.

DAN SCHATZEDER OF THE RAINIER ROWDIES WAS THE ONLY TML PITCHER IN EITHER ASSOCIATION TO TOSS A NO-HITTER, AND WOULDN'T YOU KNOW IT, HE LOST, 1-0. IT OCCURRED IN THE FINAL GAME OF SERIES 14 AT AUBURN. SCHATZEDER WAS LOCKED UP IN A PITCHING DUEL WITH AUBURN'S SCOT MCGREGOR. AFTER 5 INNINGS, THE SCORE WAS TIED AT 0-0. IN FACT, SCHATZEDER HAD RETIRED THE FIRST 14 ORIOLE BATTERS, BEFORE WALKING BARRY BONNELL. THEN, IN THE BOTTOM OF THE 6TH INNING, FATE STRUCK! ESSIAN DREW A WALK AND ADVANCED ALL THE WAY TO THIRD, AS TRILLO PUT DOWN A PERFECT BUNT AND SCHATZEDER THREW IT AWAY FOR AN ERROR. LEFLORE LINED OUT TO THIRD AND REYNOLDS GROUNDED OUT TO SECOND, ADVANCING TRILLO TO SECONDBASE, BUT ESSIAN HELD AT THIRD. MURPHY THEN HIT A GROUNDER TO FOLI, WHO BOOTED THE BALL FOR AN ERROR, WHICH ALLOWED ESSIAN TO SCORE WHAT TURNED OUT TO BE THE WINNING RUN. MCGREGOR HUNG IN THERE, AS HE ALLOWED ONLY 2 HITS IN THE FINAL 3 INNINGS, TO GET THE WIN AND GIVE RAINIER & SCHATZEDER THE NO-HITTER LOSS!! TAKING A LOOK AT THE RAINIER SEASON, IT WAS "PAR FOR THE COURSE!" (THE BOXSCORE OF THE GAME IS AT THE LEFT.)

Some Notes from Mike

YOU NOW HAVE IN YOUR HANDS WHAT WAS NEARLY THREE MONTHS OF HARD WORK! LIKE THE INITIAL TML SEASON, I FEEL THAT THIS YEARBOOK IS AS BIG A SUCCESS! I HOPE THAT WE DIDN'T DISAPPOINT ANY OF YOU. I WOULD LIKE TO POINT OUT A COUPLE OF INTERESTING NOTES ABOUT THE STATS. FIRST, YOU WILL NOTICE THAT THE TEAM STATS (BATTING & PITCHING) DO NOT BALANCE IN SOME CATEGORIES, DESPITE THE COMPUTER. THIS WAS DUE TO A NUMBER OF POSSIBILITIES. ONE IS THAT SOME MANAGERS NEVER DID REPORT THEIR CORRECTIONS TO ME AND ANOTHER IS THAT I MAY HAVE PUT SOME CORRECTIONS IN THE WRONG COLUMNS. STILL, PERCENTAGE WISE, THE STATS ARE QUITE ACCURATE. ALSO, YOU WILL NOTICE THAT TEAM SHUTOUTS DO NOT EQUAL THE TOTAL WERE SHUTOUT. THIS IS DUE TO MANY MANAGERS NOT REPORTING COMBINED TEAM SHUTOUTS IN THE TOTALS ROW OF THEIR STAT FORMS.

ONE FURTHER NOTE. IN A RECENT ISSUE OF A RIVAL TABLE TOP BASEBALL GAME'S JOURNAL, THE LEAGUES' EDITOR WAS AMAZED AT A LEAGUE IN WHICH 6 MANAGERS SENT IN ALL OF THEIR SEASON STAT REPORTS AT LEAST 5 DAYS EARLY! JUST FOR THE RECORD THE TML CAN BOAST THAT 75% OF ALL ITS MANAGERS (THAT'S 30 OF 40) WERE NOT ONLY EARLY ALL SEASON, BUT BY OVER A WEEK!! (PUT THAT IN YOUR PIPE AND SMOKE IT!)

FINALLY, I WILL BE ANNOUNCING A POLICY CHANGE IN OUR STAT REPORTING & STAT FINING PROCEDURES FOR 1981. A MEMO ON THIS WILL BE ATTACHED TO YOUR SEASON'S SUPPLY OF STAT FORMS, DUE OUT SOON. LET'S KEEP UP THE GREAT WORK THIS SEASON!

MIKE LANDIN

NATIONAL

1980 FINAL STANDINGS

Northeastern

CLEMENTE				MANTLE			
	W - L	PCT.	GB		W - L	PCT.	GB
TROY	89- 71	.556	0	BERKSHIRE	99- 61	.619	0
SARATOGA	83- 77	.519	6	GREYLOCK	94- 66	.587	5
OCEANICA	80- 80	.500	9	MOHAWK TRAIL	86- 74	.537	13
NEW YORK	80- 80	.500	9	3-MILE ISL.	77- 83	.481	22
MICK'S	62- 98	.387	27	COMMACK	73- 87	.456	26

Continental

RUTH				AARON			
	W - L	PCT.	GB		W - L	PCT.	GB
GOTHAM CITY	96- 64	.600	0	OKIE	88- 72	.550	0
NEW BRITAIN	89- 71	.556	7	NORTH OXFORD	86- 74	.537	2
PENNELVILLE	79- 81	.494	17	AUBURN	86- 74	.537	2
ZACA'S	77- 83	.481	19	RAINIER	61- 99	.381	27
WOODSBEND	59-101	.369	37	WILLIAMSVIL.	56-104	.350	32

** 1980 National Playoff Results **

TROY defeated BERKSHIRE 3 games to 2 to take the Northeastern Conference Title
 GOTHAM CITY defeated OKIE 3 games to 1 to take the Continental Conference Title
 TROY defeated GOTHAM CITY 4 games to 3 to take the National Association Pennant

Troy Giants

Clemente
1st Place

Manager: LARRY ALBER (MARRIED: DEB)

Age: 29

Occupation: COMPUTER PROGRAMMER


Other Leagues: B.I.G.

Biographical Sketch

A RAMBLING GUY - EMOTIONAL WHEN IT COMES TO REPLAY - LOYAL TO FAVORITE PLAYERS - DISLIKE MOST YANKEES - LIKE MOST SPORTS AND AVID HOCKEY NUT. HOPEFULLY, WILL TRY TO DEVELOP A WORKABLE REPLAY GAME FOR APPLE MICROCOMPUTERS.

1980 Season Story

TROY'S SEASON WAS FILLED WITH NUMEROUS HIGHS WITH FEW LOWS. TROY'S INABILITY TO BEAT OCEANICA WAS DISAPPOINTING, BUT AN UNCANNY KNACK TO OVERCOME NEW YORK & SARATOGA WERE PLUS-ES. SURPRISE OF THE SEASON WAS 4-2 ROAD WIN OVER POWERFUL BERKSHIRE. T.J. WON 20 AND JACK MORRIS WON EVERY BIG GAME HE WAS IN. A DREAM CAME TRUE IN THE PLAYOFFS, AS TROY GOT BY BERKSHIRE IN 5 GAMES AND GOTHAM CITY IN 7. THESE GAMES WERE PROBABLY THE MOST EXCITING I HAVE HAD THE HONOR TO PLAY.



National Association Champion

TEAM: TROY
MANAGER: L. ALBER
HOME PCT: .550

TML I
1980

THRU: SERIES 15.0
DEF DP: 115
PIT ERR: 1

AB	PLAYER	PCT.	G	GU	AB	R	H	RBI	2B	3B	HR	SLG.	BB	SO	E	SH	SF	SB	CS	WH
	DRIESSEN	.290	153	4	573	78	166	85	37	4	20	.473	45	81	17	2	6	24	3	14
	FLYNN	.239	157	1	544	53	130	48	12	8	12	.357	17	29	14	9	2	1	4	7
	BOWA	.208	143	1	554	62	115	31	13	8	0	.260	59	22	12	33	3	15	6	3
	SCHMIDT	.220	158	2	576	108	127	111	16	4	41	.476	109	128	11	0	9	6	3	13
	KEMP	.274	136	0	522	81	143	97	32	4	31	.529	61	63	7	0	7	2	8	17
	COWENS	.292	142	0	535	56	156	61	15	4	8	.379	36	45	7	1	5	20	5	2
D	GRIFFEY	.320	111	24	394	65	126	54	27	4	13	.508	37	28	7	0	1	15	8	7
	WYNEGAR	.233	148	2	506	49	118	47	19	0	5	.300	65	34	1	15	6	7	3	4
	LUZINSKI	.247	118	10	365	54	90	54	12	1	16	.416	55	84	1	1	3	1	6	9
	TONY PEREZ	.275	100	45	302	36	83	40	24	3	11	.483	28	48	1	0	2	4	2	5
D	GERONIMO	.183	76	81	164	11	30	9	10	0	1	.262	6	28	1	0	2	1	1	0
B	LACY	.209	78	74	187	25	39	21	6	5	4	.358	27	31	3	0	3	6	1	3
C	BENEDICT	.222	24	135	54	7	12	3	7	0	0	.352	8	6	0	0	0	0	0	0
A	MEDLI	.278	33	127	36	6	10	3	3	0	0	.361	4	9	4	1	0	2	0	0
B	HURDLE	.267	33	123	60	10	16	7	5	1	0	.383	8	5	0	0	1	0	2	0
B	BLANKS	.156	30	130	45	1	7	2	1	0	0	.178	1	1	2	2	2	0	0	0
	M. EDWARDS	.000	4	156	0	1	0	0	0	0	0	.000	0	0	0	0	0	0	0	0
A	D. GARCIA	.000	1	159	1	0	0	0	0	0	0	.000	0	0	0	0	0	0	0	0
	PITCHERS	.000	1	159	2	0	0	0	0	0	0	.000	1	1	0	0	0	0	0	0

BAT TOTALS .252 160 XX 5420 703 1368 673 239 46 162 .403 567 643 89 64 51 104 52 84

GS/GR	PITCHER	ERA.	W	L	PCT.	SV	RP	GS	GR	CG	SH	IP	H	R	ER	HR	BB	SO
36/ 1	JOHN	3.21	20	10	.667	0	0	36	0	12	6	291.7	268	111	104	20	76	112
35/ 2	LERCH	4.20	9	15	.375	1	1	34	2	2	0	242.3	275	123	113	22	66	90
32/ 6	LAMP	3.61	14	14	.500	2	2	32	5	9	4	231.7	231	96	93	22	54	107
32/ 0	D. LEONARD	4.06	8	7	.533	2	4	14	12	9	0	122.0	121	60	55	19	29	64
27/ 0	MORRIS	2.91	17	6	.739	0	0	27	0	12	2	207.3	179	78	67	17	76	124
0/63	LITTELL	3.38	4	9	.308	25	29	0	57	0	0	64.0	59	27	24	5	32	64
0/31	LAGROW	4.44	2	2	.500	3	5	0	25	0	0	26.3	33	13	13	3	18	20
6/32	PROLY	4.44	3	1	.750	1	3	3	14	0	0	48.7	47	29	24	6	22	21
6/22	FRED HOWARD	4.69	4	4	.500	1	2	6	17	1	0	63.3	68	33	33	8	30	27
6/20	ROY THOMAS	3.39	4	1	.800	4	5	6	18	1	0	69.0	52	28	26	9	32	38
	WILKINS	9.64	1	0	1.000	0	1	0	7	0	0	9.3	12	10	10	3	3	6
	WAITS	3.61	3	2	.600	0	2	2	45	1	1	67.3	70	28	27	6	33	17
	PIT TOTALS	3.67	89	71	.556	39	54	160	202	47	13	1443.0	1415	636	589	140	471	690

MISCELLANEOUS TEAM RECORDS

LONGEST WIN STREAK 7
LONGEST LOSS STREAK ... 6

1-RUN GAMES: 22-25 .468
EXTRA-INNINGS: 8- 8 .500
FACE-TO-FACE: 63-55 .534

WERE SHUTOUT 8

MOST RUNS(GAME) 18
MOST HITS(GAME) 23
MOST RUNS(INNING) 6

1980 TEAM MVP
Tommy John

MOST UNEXPECTED PERFORMANCE

DOUG FLYNN

Oceanica Cyclones

Clemente
3rd Place
(tie)

Manager: MIKE LANDIN (MARRIED: TERI)

Age: 27

Occupation: METEOROLOGIST


Other Leagues: (NONE)

Biographical Sketch

BORN IN NYC, RAISED ON LONG ISLAND, AND NOW LIVE NEAR ALBANY, NY. I RECEIVED MY B.S. IN ATMOSPHERIC SCIENCE FROM S.U.N.Y. AT ALBANY (SUNYA) AND AM CURRENTLY WORKING ON MY M.S., WHILE WORKING FULL-TIME AS A METEOROLOGIST AT SUNYA. I BROADCAST WEATHER FORECASTS DAILY FOR TWO RADIO STATIONS IN THE ALBANY AREA. I DROPPED ALL MY OTHER LEAGUE ACTIVITIES DURING THE PAST TWO YEARS, IN ORDER TO DEVOTE MORE TIME TO MY WIFE, HOME, AND OF COURSE, THE TML. (BEING STATISTICIAN FOR A 40-TEAM LEAGUE IS LIKE HAVING A SECOND JOB, BUT I LOVE IT!) OTHER INTERESTS INCLUDE: SOFTBALL, TENNIS, GIRL-WATCHING (WITH THE FULL APPROVAL OF MY WIFE), AND CHESS (THE LATTER OF WHICH I PLAY AGAINST MY TRS-80).

1980 Season Story

THE CYCLONES MADE THEIR GOAL FOR 1980: A .500 SEASON. THE TEAM PROVED THAT IT COULD PUT IT ALL TOGETHER IF THEY HAD TO, AS EVIDENCED BY THEIR 14-2 RECORD AGAINST THE NATIONAL ASSOCIATION CHAMPS, TROY. HOWEVER, THE LACK OF 'DEPTH' IN STARTERS, BULLPEN, AND BENCH LED TO A VERY POOR SUMMER STRETCH, THAT COST US THE DIVISIONAL TITLE. SIXTO LEZCANO WAS EXPECTED TO BE THE "BIG GUN," BUT FAILED IN THE CLUTCH MANY TIMES. JOHN MILNER WAS QUITE A RUN-PRODUCER IN HIS PART-TIME ROLE. SILVIO MARTINEZ (17 WINS) WAS THE BIG WINNER ON THE STAFF AND RICK LANGFORD'S 18 CG'S LED ALL CYCLONE STARTERS. CYCLONE MVP, BILL CASTRO, MANAGED TO BE INVOLVED IN A DECISION (W,L,SV) IN EACH OF HIS 34 APPEARANCES. A "BLITZKRIEG" TRADING SESSION AT SEASON'S END HAS MADE OCEANICA A TEAM TO WATCH OUT FOR IN '81.



TEAM: OCEANICA
 MANAGER: M.LANDIN
 HOME PCT: .475

TML I
 1980

THRU: SERIES 15.0
 DEF DP: 131
 PIT ERR: 12

AB	PLAYER	PCT.	G	GU	AB	R	H	RBI	2B	3B	HR	SLG.	BB	SO	E	SH	SF	SB	CS	WH
D	MILNER	.274	108	42	369	53	101	71	14	1	16	.447	51	37	5	2	2	3	7	5
	FRANK WHITE	.239	116	34	322	38	77	33	13	0	5	.326	18	36	7	25	2	16	4	7
	SMALLEY	.283	160	0	584	73	165	62	25	1	16	.411	48	74	27	40	2	2	3	7
	MADLOCK	.309	155	1	608	81	188	79	38	3	14	.451	45	47	23	4	5	35	14	6
	LEZCANO	.296	149	1	585	95	173	84	32	4	28	.508	69	83	1	1	3	3	6	12
	MANNING	.223	126	21	431	51	96	33	12	4	1	.276	31	39	0	22	2	22	5	3
	LANDREAU	.287	140	9	534	74	153	77	20	3	15	.419	36	51	7	30	5	7	6	3
	LNCE PARRISH	.272	146	2	511	69	139	66	28	3	18	.444	65	118	13	5	1	7	5	8
C	J.MORRISON	.237	93	59	299	44	71	46	14	0	15	.435	21	64	10	4	3	10	3	7
B	GREG GROSS	.332	65	90	199	35	66	16	10	3	0	.412	25	9	0	0	1	6	4	2
	CEDENO	.236	76	56	275	43	65	29	19	1	5	.367	22	29	2	6	2	14	3	2
	PAT PUTNAM	.248	118	33	411	46	102	49	19	2	17	.428	12	63	6	2	1	1	1	9
B	NORDHAGEN	.278	60	92	194	22	54	36	22	0	4	.454	14	21	0	0	0	0	0	2
B	SKAGGS	.196	21	136	56	3	11	2	3	0	1	.304	1	9	1	2	0	0	0	0
A	QUIRK	.286	15	145	35	2	10	3	3	1	0	.429	3	7	1	1	0	0	0	0
A	BOB CLARK	.304	26	130	69	6	21	7	2	4	0	.449	4	16	0	1	0	1	1	1
A	SPILMAN	.000	1	159	3	0	0	0	0	0	0	.000	0	0	0	0	0	0	0	0
A	BOB BROWN	.667	2	158	3	0	2	0	1	0	0	1.000	0	1	0	0	0	0	0	0
BAT TOTALS		.272	160	XX	5488	735	1494	693	275	30	155	.418	465	704	115	145	29	127	62	74

GS/GR	PITCHER	ERA.	W	L	PCT.	SV	RP	GS	GR	CG	SH	IP	H	R	ER	HR	BB	SO
33/ 0	ESPINOSA	4.45	12	17	.414	0	0	33	0	9	3	232.3	238	121	115	28	61	92
29/ 3	SIL MARTINEZ	2.89	17	8	.680	0	1	29	2	9	2	227.3	194	83	73	6	68	79
29/ 5	LANGFORD	4.44	15	14	.517	1	1	29	4	18	0	231.0	262	123	114	17	48	94
24/13	WHITSON	4.25	9	10	.474	0	1	24	10	6	0	173.7	167	89	82	13	82	96
20/ 0	RUTHVEN	4.51	6	12	.333	0	0	20	0	9	0	139.7	161	76	70	14	49	57
11/25	DAVE PALMER	2.69	10	7	.588	3	8	11	23	0	0	127.0	112	41	38	8	24	79
0/39	CASTRO	3.86	5	5	.500	24	29	0	34	0	0	46.7	53	24	20	7	14	13
0/36	MCCLURE	3.47	1	1	.500	3	4	0	31	0	0	46.7	50	22	18	3	13	29
	CAUDILL	7.48	0	0	.000	1	1	0	31	0	0	49.3	73	48	41	15	21	41
	KEOUGH	4.87	5	7	.417	0	0	14	25	5	0	146.0	164	83	79	10	65	70
	ABBOTT	8.64	0	0	.000	0	0	0	4	0	0	8.3	14	9	8	1	7	1
	TUDOR	27.00	0	0	.000	0	0	0	1	0	0	1.0	5	4	3	0	1	0
PIT TOTALS		4.16	80	80	.500	32	46	160	165	56	7	1429.0	1493	723	661	122	453	651

MISCELLANEOUS TEAM RECORDS

LONGEST WIN STREAK 6
 LONGEST LOSS STREAK ... 7

1-RUN GAMES: 21-26 .447
 EXTRA-INNINGS: 10- 6 .625
 FACE-TO-FACE: 54-51 .514

WERE SHUTOUT 9

MOST RUNS(GAME) 16
 MOST HITS(GAME) 20
 MOST RUNS(INNING) 6

 1980 TEAM MVP
Bill Castro

MOST UNEXPECTED PERFORMANCE
 SIXTO LEZCANO (LESS THAN)

American All Star Playoff

GLOBAL	AB	R	H	BI	WESTERN	AB	R	H	BI
MOLITOR, 2B	2	0	0	0	LYNN, CF	5	1	1	1
LOPES, PH-2B	2	0	1	0	K. HERNANDEZ, 1B	5	1	3	1
LEZCANO, CF	3	1	1	1	G. BRETT, 3B	5	0	1	1
KEMP, LF	2	1	1	1	RICE, RF	3	0	0	0
MAZZILLI, PR-LF	2	0	0	0	OTIS, PR-RF	1	0	1	0
GABLE, DH	3	0	0	0	KINGMAN, DH	4	0	1	0
STARGELL, PH-DH	2	0	0	0	E. MURRAY, PR-DH	1	0	0	0
HORNER, 3B	3	0	1	1	BAYLOR, LF	3	0	0	0
PORTER, PH-C	1	0	0	0	W. WILSON, LF	2	0	0	0
PASKER, RF	2	0	0	0	CARTER, C	3	0	0	0
WINFIELD, PH-RF	2	1	1	1	LRY. PARRISH, PH	1	0	0	0
GARVEY, 1B	3	0	0	0	WYNEGAR, C	0	0	0	0
FOLI, SS	1	0	0	0	TEMPLETON, SS	4	1	1	0
BENCH, C	2	0	0	0	RANDOLPH, 2B	0	0	0	0
COOPER, PR-1B	1	0	0	0	FOSTER, PH	1	0	1	0
DE JESUS, SS	2	0	0	0	MADLOCK, PR	0	0	0	0
B. GELL, 3B	2	1	1	0	GRICH, 2B	2	0	2	0
TOTALS	35	4	6	4	TOTALS	40	3	11	3

GLOBAL	2	0	0	0	0	0	1	0	0	1	-4
WESTERN	0	0	3	0	0	0	0	0	0	0	-3

GLOBAL	IP	H	R	ER	BB	SO
J.R. RICHARD	2	4	3	3	0	2
SEAVER	1	0	0	0	0	2
JOHN	1	2	0	0	0	0
SUTTER	0	1	0	0	1	3
FLANAGAN	0	1	0	0	0	0
MARSHALL	1	2	0	0	0	1
LAVELLE (WIN)	1	0	0	0	0	1
SOSA (SAVE)	1	1	0	0	0	1

* PITCHED TO ONE BATTER IN 9TH

WESTERN	IP	H	R	ER	BB	SO
ECKERSLEY	3	2	2	2	1	1
GUIDRY	1	0	0	0	0	1
JENKINS	1	0	0	0	1	1
TEKULVE	0	0	0	0	0	0
MONGE	0	0	0	0	1	0
SANBITO	1	2	1	1	0	1
KERN (LOSS)	2	2	1	1	0	3
FROST	0	0	0	0	0	0

GAME-WINNING RBI — LEZCANO
E-GRICH, TEMPLETON, B. GELL. DO-GLOBAL 1, LOB-GLOBAL 6,
WESTERN 9. 2B-KEMP, FOSTER. 3B-K. HERNANDEZ. HR-WINFIELD.
CS-BENCH. SH-RANDOLPH, LEZCANO, LOPES. PB-CARTER.

THE FIRST ANNUAL AMERICAN ALL STAR PLAYOFF GAME BETWEEN THE GLOBAL AND WESTERN CONFERENCES WAS A CLOSE ONE, DECIDED BY ONLY A RUN. (THE LINEUPS AND STARTING PITCHERS CAN BE FOUND ON PAGE 17.) THE GLOBAL TEAM DIDN'T WASTE ANY TIME IN GETTING TO BOULDER ACE DENNIS ECKERSLEY. IN THE 1ST WITH 1 OUT, LEZCANO DREW A WALK AND KENT TO 2ND ON A PB, BEFORE SCORING ON KEMP'S RBI-DOUBLE. ONE OUT LATER, KEMP CAME IN ON HORNER'S RBI-SINGLE. LEADING 2-0, GOING INTO THE BOTTOM OF THE 3RD, THE WESTERNERS FINALLY GOT ON TH BOARD, SCORING 3 TIMES. WITH 1 OUT, TEMPLETON SINGLED AND WAS ADVANCED TO 2ND ON A PERFECT SAC BUNT BY RANDOLPH. LYNN THEN SINGLED TO SCORE TEMPLETON. HERNANDEZ FOLLOWED WITH A RUN-SCORING TRIPLE, WHICH WAS FOLLOWED BY AN RBI-SINGLE BY G. BRETT, THUS PUTTING THE WESTERN TEAM UP 3-2. ALL THE SCORING THUS FAR WAS OFF THE TWO STARTING PITCHERS, RICHARD AND ECKERSLEY. GUIDRY, JENKINS, TEKULVE, AND MONGE ALL HELD THE GLOBAL TEAM SCORELESS THROUGH THE 6TH, WHILE SEAVER, JOHN, AND SUTTER DID THE SAME AGAINST THE WESTERN PLAYERS. IN THE GLOBAL 7TH, SANBITO WAS GREETED WITH A GAME-TYING, PINCH-HIT HOMER BY DAVE KINFELD. THAT WAS THE 1ST GLOBAL HIT SINCE THE 1ST INNING! SANBITO GOT OUT OF THE 7TH AND KERN HANDLED THE 8TH & 9TH. MEANWHILE, FLANAGAN, MARSHALL, AND LAVELLE HELD THE WESTERNERS SCORELESS THROUGH THE 9TH. SO, INTO OVERTIME! BUDDY BELL LED OFF THE 10TH WITH A SINGLE OFF KERN AND WAS ADVANCED TO 2ND BY A FINE SAC BUNT PUT DOWN BY LOPES. LEZCANO THEN FOLLOWED WITH THE GAME-WINNING RBI-SINGLE. FROST CAME IN TO RETIRE MAZZILLI AND STARGELL. IN THE WESTERN 10TH, SOSA GOT G. BRETT OUT ON A PDP, BUT THEN YIELDED A SINGLE TO OTIS. HOWEVER, SOSA PUT ON THE HEAT FOR E. MURRAY, FANNING HIM ON THREE PITCHES. W. WILSON WAS THE WESTERNERS LAST HOPE AND SOSA GOT HIM TO FLY OUT TO END THE GAME! (BOXSCORE OF GAME IS AT LEFT.)

National All Star Playoff

CONTINENTAL	AB	R	H	BI	NORTHEASTERN	AB	R	H	BI
CONCEPCION, SS	4	1	0	0	MOLITOR, 2B	2	0	1	0
K. HERNANDEZ, 1B	4	0	1	0	B. GELL, PH-3B	2	0	1	0
RICE, LF	2	0	0	0	G. BRETT, DH	2	0	0	0
LEFLORE, CF	1	0	0	0	SCHMIDT, PH-DH	1	0	0	0
FOSTER, RF	3	0	1	1	LYNN, CF	3	2	1	1
W. WILSON, LF	0	0	0	0	STARGELL, 1B	3	1	1	2
G. THOMAS, CF-RF	3	0	0	0	COOPER, 1B	0	1	0	0
HORNER, 3B	2	0	1	0	LRY. PARRISH, 3B	2	1	1	1
HARRAH, 3B	1	0	0	0	GRICH, PH-2B	1	0	0	0
L. JOHNSON, DH	3	0	0	0	DOWNING, C	2	0	0	0
SINGLETON, PH-DH	1	1	1	1	MORENO, PR-LF	1	0	1	2
SIMMONS, C	1	1	0	0	PARKER, RF	4	0	2	0
CARTER, PH-C	2	0	1	0	E. VALENTINE, LF	2	0	0	0
OBERSKELL, 2B	2	0	0	0	LEMON, LF	1	0	0	0
MAZZILLI, PH	1	0	1	0	LNCE PARRISH, C	0	0	0	0
WILLS, 2B	1	0	0	0	TEMPLETON, SS	3	0	0	0
TOTALS	31	3	6	3	TOTALS	29	6	8	6

CONTINENTAL	0	0	2	0	0	0	0	1	-3
NORTHEASTERN	1	1	0	2	0	0	0	2	-6

CONTINENTAL	IP	H	R	ER	BB	SO
GUIDRY	3	2	2	2	0	4
ROGERS (LOSS)	1	3	2	2	0	0
SANDERSON	1	0	0	0	1	0
J.R. RICHARD	2	1	0	0	1	0
MARSHALL	0	2	2	2	2	1
KERN	0	0	0	0	0	1

NORTHEASTERN	IP	H	R	ER	BB	SO
FLANAGAN	2	3	2	2	2	1
J. NIEKRO (WIN)	2	0	0	0	0	0
WISE	1	0	0	0	1	2
JOHN	0	1	0	0	0	0
P. NIEKRO	0	0	0	0	0	0
D. ROBERTS	0	0	0	0	0	1
SOSA	1	0	0	0	0	2
SANBITO	1	2	1	1	0	1

* STRIKEOUT - BATTER REACHED FIRST ON PB

GAME-WINNING RBI — STARGELL
E-MOLITOR, FOSTER, OBERSKELL. DP-CONTINENTAL 2, NORTH-
EASTERN 3. LOB-CONTINENTAL 7, NORTHEASTERN 4. 3B-MOLITOR.
HR-LRY. PARRISH, STARGELL, SINGLETON. CS-G. BRETT. SF-LYNN.
RICE. PB-LNCE PARRISH. HBP-BY J. NIEKRO (HORNER), BY SOSA
(WILSON).

THE FIRST ANNUAL NATIONAL ALL STAR PLAYOFF GAME BETWEEN THE CON-
TINENTAL AND NORTHEASTERN CONFERENCES WAS PRETTY MUCH DOMINATED
BY THE NORTHEASTERN SQUAD. (THE LINEUPS AND STARTING PITCHERS
CAN BE FOUND ON PAGE 17.) IN THE NORTHEAST 1ST, MOLITOR LED OFF
WITH A TRIPLE AND CAME IN ON LYNN'S SAC FLY. THE NORTHEAST
SCORED ANOTHER IN THEIR 2ND ON A LEAD-OFF HOMER BY LARRY PAR-
RISH. DOWN 2-0 IN THE 3RD, THE CONTINENTALS CAME UP WITH A
PAIR OFF NORTHEAST STARTER MIKE FLANAGAN. SIMMONS HAD DRAWN A
WALK, WHICH 1 OUT LATER, WAS FOLLOWED BY A WALK TO CONCEPCION.
HERNANDEZ BEAT OUT AN INFELD HIT TO LOAD THE BASES WITH 1 OUT.
RICE LOFTED A DEEP SAC FLY FOR ONE RUN AND FOSTER IMMEDIATELY
FOLLOWED WITH AN RBI-SINGLE FOR THE OTHER, MAKING IT 2-2.
ROGERS, TAKING OVER FOR GUIDRY IN THE 4TH, WAS GREETED RATHER
ROUGHLY BY LYNN WHO SINGLED AND WILLIE STARGELL WHO BLASTED A
2-RUN HOMER, PUTTING THE NORTHEASTERS BACK ON TOP, 4-2.
MEANWHILE, JOE NIEKRO, WHO HAD RELIEVED FLANAGAN IN THE 3RD,
COASTED THROUGH THE 4TH & 5TH. FOR THAT MATTER, SO DID WISE,
JOHN, P. NIEKRO, D. ROBERTS, AND SOSA IN THE 6TH, 7TH, & 8TH FOR
THE NORTHEAST SQUAD. CONTINENTAL PITCHERS SANDERSON & RICHARD
GOT THROUGH THE NORTHEAST 5TH, 6TH, & 7TH WITHOUT A HITCH.
HOWEVER, IN THE NORTHEAST 8TH, WITH MIKE MARSHALL ON THE MOUND,
BUDDY BELL LED OFF WITH A SINGLE, SCHMIDT WHIFFED, AND BELL WAS
FORCED OUT AT 2ND BY LYNN. THEN, MARSHALL WALKED BOTH COOPER
AND GRICH, LOADING THE BASES FOR MORENO (WHO HAD ENTERED THE
GAME THE INNING BEFORE AS A PINCH-RUNNER FOR DOWNING). OMAR
CAME THROUGH WITH A BIG 2-RUN SINGLE. KERN CAME IN FOR MARSHALL
AND FANNED PARKER. WITH THE SCORE 6-2 IN FAVOR OF THE NORTH-
EAST, THE CONTINENTALS WOULD HAVE TO TRY AND RALLY. SANBITO
CAME IN TO DO THE PITCHING FOR THE NORTHEAST. SINGLETON GREET-
ED HIM WITH A PINCH-HIT HOMERUN. CARTER THEN DRILLED A SINGLE.
THEN, JOE SETTLED DOWN, GETTING A DP BALL AND K'ING CONCEPCION.

TML All Star Game

AMERICAN	AB	R	H	BI	NATIONAL	AB	R	H	BI
MOLITOR, 2B	5	1	1	0	MOLITOR, 2B	2	1	1	0
LEZCANO, CF	4	0	2	1	B. BELL, PH	1	0	0	0
KEMP, LF	2	0	1	0	COOPER, 1B	2	0	1	0
MAZZILLI, PR-LF	2	1	0	0	G. BRETT, DH	2	0	2	1
HORNER, 3B	3	1	1	2	LYNN, CF	4	0	0	0
B. BELL, 3B	0	0	0	0	STARGELL, 1B	3	0	1	0
CANALE, DH	2	0	1	0	GRICH, 2B	1	0	0	0
LOPES, PH-2B	2	0	0	0	LYR PARRISH, 3B	3	0	1	0
PARKER, RF	1	0	0	0	MORENO, PR	0	1	0	0
WINFIELD, RF	3	1	1	1	DOWNING, C	4	1	1	0
GARVEY, 1B	3	0	1	0	PARKER, RF	4	0	0	0
COOPER, PR-1B	1	0	1	0	E. VALENTINE, LF	2	0	0	0
BENCH, C	2	0	0	0	LEMON, LF	1	0	0	0
PORTER, PH-C	1	0	0	0	SCHMIDT, PH	1	0	0	0
DE JESUS, SS	2	0	1	0	TEMPLETON, SS	4	0	2	2
STARGELL, PH	1	0	0	0					
FOLI, SS	1	0	0	0					
TOTALS	35	4	10	4	TOTALS	35	3	9	3

AMERICAN	IP	H	R	ER	BB	SO
J. R. RICHARD	3	3	1	1	0	3
FLANAGAN (WIN)	2	1	0	0	0	1
JOHN	1	1	0	0	0	0
SEAUER	1	0	0	0	0	2
SOSA	1	2	0	0	1	0
MARSHALL	0	2	2	2	1	0
LAVELLE (SAVE)	0	0	0	0	0	0
NATIONAL	IP	H	R	ER	BB	SO
FLANAGAN	3	2	1	1	0	1
J. NIEKRO	2	2	2	2	0	0
WISE (LOSS)	0	2	2	2	0	0
JOHN	0	2	1	1	0	0
P. NIEKRO	0	1	0	0	0	1
D. ROBERTS	2	1	0	0	0	0
SOSA	1	0	0	0	0	0

* PITCHED TO TWO BATTERS IN 6TH
* PITCHED TO ONE BATTER IN 7TH
GAME-WINNING RBI — HORNER
E-LEZCANO, PARKER, DP-NATIONAL 2. LOS-AMERICAN 8, NATIONAL 7. 2B-LYR PARRISH. 3B-G. BRETT, TEMPLETON. HE-HORNER, WINFIELD. SS-MOLITOR 2.

MVP

Sixto Lezcano

THE FIRST ANNUAL TML ALL STAR GAME FOUND THE GLOBAL CONFERENCE OF THE AMERICAN ASSOCIATION DUKING IT OUT WITH THE NORTHEASTERN CONFERENCE OF THE NATIONAL ASSOCIATION (THE RESPECTIVE WINNERS OF THE ALL STAR PLAYOFFS). MOLITOR OPENED THE GAME WITH A SHARP SINGLE. HE THEN STOLE 2ND & 3RD, BEFORE SCORING ON LEZCANO'S RBI-SINGLE. THE NATIONAL VERSION OF PAUL MOLITOR OPENED THE BOTTOM OF THE 1ST WITH A SINGLE, ADVANCED TO 2ND ON A LEZCANO ERROR, AND SCORED ON GEORGE BRETT'S RUN-SCORING TRIPLE. BRETT WAS NAILED AT THE PLATE BY A FINE DEFENSIVE PLAY BY HORNER! AFTER THE 1ST INNING, BOTH RICHARD & FLANAGAN SETTLED DOWN. JOE NIEKRO FOLLOWED FLANAGAN FOR THE NATIONAL AND PITCHED TWO FINE INNINGS (4TH & 5TH), WHILE THE AMERICAN FLANAGAN DID THE SAME FOR THE AMERICAN. THUS, AFTER 5 FULL INNINGS, IT WAS STILL 1-1. RICK WISE CAME IN FOR THE NATIONAL AND LEFT ALMOST AS QUICK, AS KEMP RIPPED A SINGLE AND BOB HORNER RIPPED ONE OUT! TOMMY JOHN WAS BROUGHT IN AND RETIRED PINCH-HITTER LOPES, BUT WINFIELD THEN CONNECTED FOR A SOLO BLAST, MAKING IT 4-1 IN FAVOR OF THE AMERICANS. AFTER A SINGLE BY GARVEY, JOHN WAS LIFTED AND PHIL NIEKRO BROUGHT IN. HE FINALLY ENDED THE INNING. THE AMERICAN TOMMY JOHN COASTED THROUGH THE 6TH. DAVE ROBERTS CAME IN FOR THE NATIONAL, RELIEVING P. NIEKRO WITH ONE ON IN THE 7TH. ROBERTS SET THE AMERICANS DOWN 1-2-3 IN THE 7TH AND ALSO GOT THROUGH THE 8TH WITHOUT A HITCH. IN THE NATIONAL 7TH, TOM SEAUER RETIRED THREE STRAIGHT, FANNING TWO! SOSA CAME IN TO PITCH THE NATIONAL 8TH AND GOT INTO A BASES LOADED JAM, BEFORE GETTING OUT OF IT BY GETTING BOTH LYNN & GRICH TO FLY OUT. THE NATIONAL SOSA CAME IN AND BREEZED THROUGH THE AMERICAN 8TH. SO, GOING INTO THE BOTTOM OF THE 9TH, THE AMERICANS LEAD 4-1. WITH MARSHALL ON THE MOUND, LYR PARRISH WALKED (MORENO-PR) AND DOWNING FOLLOWED WITH A SINGLE. SOSA THEN FANNED BOTH DAVE PARKER (3RD TIME IN GAME!) & PINCH-HITTER MIKE SCHMIDT. GARY TEMPLETON THEN HIT ONE IN THE RIGHT-CENTERFIELD GAP, SCORING BOTH MORENO & DOWNING. LEZCANO PLAYED A PERFECT BOUNCE OFF THE WALL AND THREW A BULLET TO HOME PLATE. TEMPLETON HAD BEEN WAVED IN, BUT WAS HELD UP AT THE LAST SECOND BY THE 3RD BASE COACH, WHEN HE SAW THAT THE THROW WAS RIGHT ON THE MONEY!! WITH CECIL COOPER DUE UP, THE AMERICANS WENT TO THE BULLPEN FOR LEFT-HANDER LAVELLE. WITH THE TYING RUN ONLY 90 FEET AWAY, LAVELLE GOT COOPER TO FLY OUT TO END THE GAME!! THE MOST VALUABLE PLAYER AWARD WENT TO SIXTO LEZCANO OF CHICAGO FOR HIS PERFECT THROW THAT STOPPED TEMPLETON FROM HIS POTENTIAL GAME-TYING, INSIDE-THE-PARK HOMERUN! EXCITING GAME!! SO, THE AMERICAN ASSOCIATION HAS COME OUT ON TOP OF BOTH THIS SEASON'S ALL STAR GAME AND WORLD SERIES! THE NATIONAL MANAGERS HAVE BEEN QUOTED, SAYING, "WAIT'LL NEXT YEAR!"

Western Playoff

South Salta vs. Boulder

1		1	2	3	4	5	6	7	8	9	10	11	12	13	--	R	H	E
	SOUTH SALTA	0	0	0	0	0	0	2	0	0	0	0	0	0	--	2	9	1
	BOULDER	1	0	0	0	0	1	0	0	0	0	0	0	1	--	3	14	0
	WP-ROMO(1-0)	LOSS-KRAVEC(0-1)																
	HR-(NONE)																	

FOSTER LOFTED A SACRIFICE FLY IN 1ST TO SCORE RANDOLPH AND MAKE IT 1-0 BOULDER. TEMPLETON'S GROUND OUT IN 6TH ALLOWED GOODWIN TO SCORE TO MAKE IT 2-0 BOULDER. THEN, OZZIE SMITH CAME THROUGH WITH A CLUTCH 2-RUN DOUBLE IN THE 7TH FOR SOUTH SALTA TO TIE IT A 2 APIECE. BOTH RUNS CAME OFF 'JAS ACE DENNIS ECKERSLEY. THE SCORE REMAINED KNOTTED UNTIL THE 13TH. IN THE TOP OF THE FRAME, MORENO DOUBLED AND SUMMERS DREW A WALK TO MAKE IT 1ST & 2ND, WITH 1 OUT. SALTA BIG GUY THOMAS BOUNCED INTO AN INNING-ENDING DP. IN THE 'JAS 13TH, WITH 1 OUT, HARRELSON DREW A WALK AND STOLE 2ND. BOONE FOLLOWED WITH A WALK. RANDOLPH HIT A BLOOP SINGLE, WHICH LOADED THE BASES. WILLIE WILSON RIPPED A WH-SINGLE OFF SLATA RELIEVER KRAVEC. ROMO TOOK THE WIN IN RELIEF.

2		1	2	3	4	5	6	7	8	9	--	R	H	E
	SOUTH SALTA	0	0	0	0	0	0	1	0	1	--	2	6	1
	BOULDER	1	2	0	0	1	2	0	1	X	--	7	12	0
	WP-BLYLEVEN(1-0)	LOSS-HAUSMAN(0-1)												
	HR-G.THOMAS(1)													

IN THE HOME 1ST, RANDOLPH SINGLED LEADING-OFF AND STOLE 2ND. HE ADVANCED TO 3RD ON A DEEP FLY BY FOSTER AND THEN CAME HOME WITH THE FIRST RUN ON AN OLIVER SINGLE. BOULDER TALLIED TWICE IN THE 2ND ON BOONE'S 2-RUN DOUBLE, FOLLOWING A WALK TO HARRAH AND A TEMPLETON SINGLE. AN ERROR BY SALTA SHORTSTOP OZZIE SMITH EVENTUALLY LED TO ANOTHER BOULDER RUN IN THE 5TH, WHICH PUSHED THE SCORE UP TO 4-0. IN THE 'JAS 6TH, WATSON SINGLED AND HARRAH PROMPTLY DID SAME. RANDOLPH, HAVING SCORED TWICE IN THE GAME HIMSELF, DELIVERED A 2-RUN SINGLE, PUTTING BOULDER UP 6-0. GORMAN THOMAS PUT AN END TO BERT BLYLEVEN'S DREAM OF A CG-SHUTOUT (RARE FOR A 'JAS PITCHER), BY BLASTING HIS 1ST HOMER OF THE SERIES. BLYLEVEN THEN K'D PARRISH, BUT WALKED OBERKFELL AND JITTERY MANAGER BRAVARD SAID THAT'S IT FOR BERT AND BROUGHT IN LITTELL. (BLYLEVEN REPORTEDLY SAID HE WANTS TO BE TRADED!) LITTELL MOVED DOWN THE SALTA BATTERS IN THE 7TH & 8TH, AFTER GETTING OUT OF A MINOR JAM IN THE 7TH. TEKULVE MOPPED UP THE 9TH, EVEN THOUGH SALTA DID RALLY FOR ONE MORE RUN ON A THOMAS WALK, A HASSEY SINGLE, AND AN RBI-SINGLE BY LEON ROBERTS. THE FINAL SCORE WAS 7-2, AS BOULDER HAS PUT ANOTHER ON THE BOARD IN THE 8TH ON A DOUBLE BY TEMPLETON, FOLLOWED BY A RANDOLPH TRIPLE ONE OUT LATER. WILLIE HAD QUITE A GAME!! ON TO CALIFORNIA!

3		1	2	3	4	5	6	7	8	9	--	R	H	E
	BOULDER	0	1	0	4	0	0	0	0	0	--	5	9	1
	SOUTH SALTA	2	0	0	0	0	0	0	0	0	--	2	4	3
	WP-LITTELL(1-0)	SAVE-MINTON(1)												
	HR-G.THOMAS(2)	LOSS-R.WILLIAMS(0-1)												

FOR A CHANGE, SALTA MANAGED TO GET ON THE BOARD FIRST, BY SCORING TWICE IN THEIR HALF OF THE 1ST INNING. IT CAME ABOUT ON A WALK TO KEITH HERNANDEZ, WHICH WAS FOLLOWED BY A GORMAN THOMAS ORBITER, HIS 2ND OF THE SERIES. BOULDER BOUNCED BACK FOR A RUN IN THE 2ND, AS HEBNER SINGLED, WENT TO 2ND WHEN HARRAH'S GROUNDER WAS BOBBLED FOR AN ERROR BY SECONDBASEMAN OBERKFELL. HEBNER THEN WENT TO 3RD ON TEMPLETON'S BUNT SINGLE AND SCORED AS SALTA CATCHER CERONE THREW THE BALL UP THE RIGHTFIELD LINE FOR THE 2ND ERROR OF THE INNING. THE C'S MAINTAINED THEIR 2-1 LEAD UNTIL THE BOULDER 4TH, WHEN THE ROOF FELL IN! HEBNER LED OFF WITH A WALK, FOLLOWED BY A HARRAH SINGLE. TEMPLETON REACHED BASE WHEN LARRY PARRISH BOBBLED HIS GROUNDER, LOADING THE BASES WITH NONE OUT. FARMER THEN RELIEVED SALTA STARTER RICK WILLIAMS AND PROMPTLY WALKED IN A RUN BY PASSING BOONE. RANDOLPH LOFTED A SAC FLY TO PUT BOULDER IN THE LEAD, 3-2. AFTER WILSON FANNED, FOSTER WAS BEANED AND FARMER WAS GIVEN A WARNING BY THE UMPI AL OLIVER, A BIT PEEVED AT FARMER'S ACTION AGAINST BIG GEORGE, RIPPED OUT A 2-RUN SINGLE, THUS CAPPIN A 4-RUN INNING. MEANWHILE, JON MATLACK AND THE USUAL PARADE OF 'JAS RELIEVERS, MANAGED TO HOLD SALTA BATS USELESS AND COASTED TO AN EASY 5-2 CONFERENCE CHAMPIONSHIP VICTORY. LITTELL PICKED UP THE WIN IN RELIEF, WHILE MINTON RECORDED THE SAVE. DUE TO THE QUICK 3-GAME SWEEP, BOULDER MUST NOW WAIT FOR THE RESULT OF THE POWERHOUSE PLAYOFF BETWEEN CHICAGO AND CUYAHOGA FOR THE GLOBAL CONFERENCE TITLE.

South Salta C's

DEF. DP: 0 ; PIT. ERR: 0

PLAYER	AVG.	GP	GI	AB	R	H	BI	2B	3B	HR	BB	SO	E	SH	SF	SB	CS	WH
LEON ROBERTS	0.333	3	0	9	1	3	1	0	0	0	1	3	0	0	0	0	0	0
COLLINS	0.333	3	0	3	0	1	0	0	0	0	0	1	0	0	0	0	0	0
HASSEY	0.250	2	0	8	1	2	0	0	0	0	1	2	0	0	0	0	0	0
SUMMERS	0.200	3	0	10	0	2	0	0	0	0	3	2	0	0	0	0	1	0
OVERKFEEL	0.182	3	0	11	0	2	0	1	0	0	1	1	1	0	0	0	0	0
G. THOMAS	0.167	3	0	12	3	2	3	0	0	2	1	5	0	0	0	0	0	0
K. HERNANDEZ	0.154	3	0	13	1	2	0	0	0	0	1	5	0	0	0	0	0	0
LARY PARRISH	0.154	3	0	13	0	2	0	0	0	0	0	3	0	0	0	0	0	0
MORENO	0.143	3	0	14	0	2	0	1	0	0	0	7	0	0	0	3	0	0
OZZIE SMITH	0.111	3	0	9	0	1	2	1	0	0	0	1	1	0	0	0	0	0
CERONE	0.000	1	0	3	0	0	0	0	0	0	0	0	0	0	0	0	0	0
DILONE	0.000	2	0	2	0	0	0	0	0	0	0	2	0	0	0	0	0	0
EASLER	0.000	1	0	1	0	0	0	0	0	0	0	0	0	0	0	0	0	0
KUSICK	0.000	1	0	1	0	0	0	0	0	0	0	0	0	0	0	0	0	0
HUBBARD	0.000	1	0	0	0	0	0	0	0	0	0	0	0	0	0	0	0	0
BAT TOTALS	0.174	3	0	109	6	19	6	3	0	2	8	32	2	0	0	3	1	0

PITCHER	ERA.	GS	GR	CG	SH	IP	H	R	ER	HR	BB	SO	W	L	SV	RP
FROST	1.23	1	0	0	0	7.3	9	2	1	0	1	3	0	0	0	0
HAUSMAN	7.94	1	0	0	0	5.7	8	6	5	0	2	2	0	1	0	0
R. WILLIAMS	2.70	1	1	0	0	3.3	7	4	1	0	1	1	0	1	0	0
HUME	1.42	0	3	0	0	6.3	5	1	1	0	1	6	0	0	0	0
FARMER	0.00	0	2	0	0	3.3	2	1	0	0	2	4	0	0	0	0
KRAVEC	9.00	0	2	0	0	1.0	3	1	1	0	2	2	0	1	0	0
DEVINE	0.00	0	1	0	0	2.3	1	0	0	0	1	1	0	0	0	0
PIT TOTALS	2.76	3	9	0	0	29.3	35	15	9	0	10	19	0	3	0	0

Boulder Livingjas

MVP-Randolph

DEF. DP: 2 ; PIT. ERR: 0

PLAYER	AVG.	GP	GI	AB	R	H	BI	2B	3B	HR	BB	SO	E	SH	SF	SB	CS	WH
TEMPLETON	0.500	3	0	10	3	5	1	1	0	0	0	0	0	1	0	0	0	0
HARRELSON	0.500	1	0	2	1	1	0	0	0	0	1	1	0	0	0	1	0	0
FOSTER	0.417	3	0	12	0	5	1	0	0	0	1	2	0	0	1	0	0	0
OLIVER	0.400	3	0	15	0	6	4	0	0	0	0	0	0	0	0	0	0	1
GOODWIN	0.333	1	0	6	1	2	0	1	0	0	0	3	0	0	0	0	0	0
RANDOLPH	0.286	3	0	14	3	4	4	1	0	0	2	1	0	0	1	1	0	1
BOONE	0.273	3	0	11	1	3	3	1	0	0	2	2	0	0	0	0	0	0
M. WILSON	0.235	3	0	17	0	4	1	0	0	0	0	3	0	0	0	2	0	1
HEBNER	0.200	2	0	5	2	1	0	0	0	0	2	2	0	0	0	0	0	0
HARRAH	0.167	3	0	12	3	2	0	0	0	0	2	3	0	0	0	0	0	0
WATSON	0.154	3	0	13	1	2	0	0	0	0	0	0	0	0	0	0	0	0
NORDHAGEN	0.000	2	0	2	0	0	0	0	0	0	0	1	0	0	0	0	0	0
CEDENO	0.000	2	0	1	0	0	0	0	0	0	0	0	0	0	0	0	0	0
GRUBB	0.000	1	0	1	0	0	0	0	0	0	0	1	0	0	0	0	0	0
RUDI	0.000	1	0	1	0	0	0	0	0	0	0	0	0	0	0	0	0	0
BAT TOTALS	0.287	3	0	122	15	35	14	4	0	0	10	19	0	1	2	4	0	3

PITCHER	ERA.	GS	GR	CG	SH	IP	H	R	ER	HR	BB	SO	W	L	SV	RP
ECKERSLEY	2.25	1	0	0	0	8.0	7	2	2	0	1	10	0	0	0	0
BYLLEVEN	1.42	1	0	0	0	6.3	3	1	1	1	3	7	1	0	0	0
MATLACK	6.75	1	0	0	0	2.7	2	2	2	1	1	1	0	0	0	0
LITTELL	0.00	0	3	0	0	5.3	1	0	0	0	1	6	1	0	0	1
TEKULVE	1.93	0	3	0	0	4.7	5	1	1	0	0	2	0	0	0	0
ROMO	0.00	0	2	0	0	3.7	1	0	0	0	2	5	1	0	0	1
MINTON	0.00	0	1	0	0	0.3	0	0	0	0	0	1	0	0	1	1
PIT TOTALS	1.74	3	9	0	0	31.0	19	6	6	2	8	32	3	0	1	3

Global Playoff

Chicago vs. Cuyahoga

1		1	2	3	4	5	6	7	8	9	R	H	E
	CHICAGO	1	1	0	0	0	0	0	0	0	2	4	1
	CUYAHOGA	0	1	0	0	1	0	0	0	1	3	7	0
	WP-LAVELLE(1-0)	LOSS-JOHN(0-1)											
	HR-COOPER(1)												

CHICAGO SEND "SPACEMAN" BILL LEE UP AGAINST CUYAHOGA ACE STEVE CARLTON IN THE SERIES OPENER. THE BRUINS OPENED THE SCORING QUICKLY IN THE 1ST ON A CASH DOUBLE, FOLLOWED BY AB RBI-SINGLE BY DAN FORD. CHICAGO ADDED ANOTHER ON A COOPER BLAST IN THE 2ND. THE FUNGOS FINALLY GOT ON THE BOARD IN THEIR HALF OF THE 2ND, WHEN EDWARDS SINGLED AND SCORED ON MILBOURNE'S DOUBLE. THE SCORE REMAINED 2-1 UNTIL THE FUNGO 5TH, WHEN THEY TIED IT UP, AS CABELL DOUBLED AND CAME AROUND ON AN RBI-SINGLE BY LOPES. JOHN RELIEVED LEE IN THE 8TH AND LAVELLE RELIEVED CARLTON IN THE 9TH, WITH THE SCORE AT 2-2. IN THE BOTTOM OF THE 9TH, NEWMAN SINGLED AND MANNING CAME IN TO RUN FOR SLOW JEFF. BOCHTE PROMPTLY FOLLOWED WITH A SINGLE, SENDING MANNING TO 3RD. JERRY MORALES, PINCH-HITTING FOR EDWARDS, LOFTED A WH-SAC FLY TO SCORE MANNING, THUS GIVING THE FUNGOS THE OPENING GAME, 3-2.

2		1	2	3	4	5	6	7	8	9	10	11	R	H	E
	CHICAGO	0	1	0	0	0	0	0	0	0	0	2	3	9	1
	CUYAHOGA	1	0	0	0	0	0	0	0	0	0	0	1	7	0
	WP-SUTTER(1-0)	SAVE-K.BRETT(1) LOSS-BAHNSEN(0-1)													
	HR-COOPER(2), LOPES(1)														

GAME #2 SAW TOMMY JOHN RETURNING AS A STARTER FOR CHICAGO, UP AGAINST RANDY JONES OF CUYAHOGA. THIS TIME, THE FUNGOS STRUCK FIRST, AS DAVE LOPES HIT A SOLO BLAST IN THE 1ST. HOWEVER, CHICAGO CAME RIGHT BACK IN THE 2ND WHEN COOPER HIT A DOUBLE AND SCORED ON BUDDY BELL'S RBI-SINGLE IMMEDIATELY FOLLOWING. BOTH PITCHERS SETTLED DOWN FOR THE NEXT FEW INNINGS. THE SCORE REMAINED KNOTTED AT 1-1 AFTER REGULATION TIME. BOTH TEAMS FAILED TO SCORE IN THE 10TH. THEN, IN THE CHICAGO 11TH, WITH 2 OUT, LEZCANO SINGLED. COOPER THEN BLASTED HIS 2ND HOMER OF THE SERIES, GOOD FOR 2 RUNS. KEN BRETT WAS CALLED IN TO PITCH THE BOTTOM OF THE 11TH AND TRY TO HOLD THE SLIM 3-1 LEAD. BRETT WAS EQUAL TO THE TASK, AS HE RETIRED ALL THREE BATTERS THAT HE FACED, NOTCHING THE SAVE. ON TO CHICAGO

3		1	2	3	4	5	6	7	8	9	R	H	E
	CUYAHOGA	0	1	2	4	0	0	0	0	0	7	10	1
	CHICAGO	2	0	2	0	1	1	0	0	0	6	10	2
	WP-BAHNSEN(1-1)	SAVE-ESPINOSA(1) LOSS-NORMAN(0-1)											
	HR-UNSER(1), B.BELL(1)												

EXCITING MATCH WHICH SAW STARTING PITCHERS PUMMELED IN FIRST 3 INNINGS, AS BRUINS TAKE A 4-3 LEAD, KNOCKING OUT BAUMGARTEN IN THE 3RD. IN THE 4TH, THE OHIOANS LOAD THE BASES WITH 1 OUT AND COMER COMES IN TO STRIKEOUT PARKER, BUT DEL UNSER HITS A GRAND SLAMMER, GIVING CUYAHOGA A 7-4 LEAD!!! THE BRUINS BULLPEN, CONSISTING OF THREE RIGHTHANDERS (PATTIN, MCGLOTHEN, & SUTTER) STOPPED THE FUNGOS THE REST OF THE WAY. THE BRUINS SCORE SINGLE RUNS IN THE 5TH AND 6TH (THE LATTE A SOLO SHOT BY BELL). SO, AT THE END OF THE 7TH, CUYAHOGA LEADS 7-6. IN THE BOTTOM OF THE 8TH, FORD LEADS OFF WITH A DOUBLE TO LEFT. THEN, WITH CABELL AT FIRST PLAYING IN, FERGUSON (PINCH-HITTING FOR FRIAS) TAPS TO CABELL, WHO NAILS FORD AT 3RD! LOPES' FUMBLE OF ORTA'S "SURE" DOUBLEPLAY GROUNDER PUTS BRUINS ON 1ST & 2ND, WITH 1 OUT. MANAGER GATTO THEN PULLS THE FAUX PAS OF SERIES AT THIS POINT, CALLING THE HIT & RUN WITH BUDDY BELL. ESPINOSA WAS CALLED IN TO PITCH TO BELL. BELL HITS A GROUNDER ON THE HIT & RUN (DICE ROLL "64"), WHICH CABELL THROWS TO FIRST, SENDING RUNNER TO 2ND & 3RD. NIND THEN GOT OSCAR GAMBLE TO HIT A HARMLESS GROUNDER TO LOPES, THUS ENDING THE THREAT. ESPINOSA BLANKED THE BRUINS IN THE 9TH, PRESERVING THE 7-6 CUYAHOGA VICTORY.

4		1	2	3	4	5	6	7	8	9	R	H	E
	CUYAHOGA	1	0	2	1	0	0	1	0	0	5	10	0
	CHICAGO	0	0	0	1	0	0	0	0	0	1	5	0
	WP-BIBBY(1-0)	LOSS-B.LEE(0-1)											
	HR-LOPES 2(2,3), BENCH(1)												

OVERFLOW CROWD OF 45,000+ GREETES THE TWO TEAMS IN CHILLY VINELAND PARK, WHERE BILL LEE (FIRST GAME PITCHER) AND JIM BIBBY FOR CUYAHOGA, ARE THE NAMED STARTERS. CUYAHOGA AGAIN JUMPS OFF TO AN EARLY LEAD, AS DAVEY LOPES TAKES LEE DOWNTOWN IN HIS FIRST TWO AT BATS (3 HR'S IN SERIES) ON HIS WAY TO A SPECTACULAR 4 FOR 5 AFTERNOON (NO LIGHTS HERE, REMEMBER?). WITH THE HELP OF LARRY MILBOURNE'S 3RD INNING TRIPLE AND A 3 FOR 4 DAY, BIBBY BREEZES TO AN EASY 5-1 CHAMPIONSHIP WIN, MARRED ONLY BY A SOLO SMASH OFF THE BAT OF BENCH IN THE 4TH. THE LATTER WAS 4 FOR 8 IN THE SERIES AND WAS CHICAGO'S ONLY THREAT DURING THE TWO DAYS. BIBBY ALLOWED ONLY 5 HITS (AND WASN'T EVEN TOUCHED DURING HIS 2-INNING STINT ON "B" GRADES!). SO, CUYAHOGA DOWNS A TOUGH CHICAGO TEAM IN ONLY 4 GAMES AND HAS THE HONORS (?) TO MEET BOULDER FOR ALL THE MARBLES IN THE AMERICAN ASSOCIATION. IT SHOULD BE QUITE A MATCH-UP!

Chicago Bruins

DEF. DP: 3 ; PIT. ERR: 0

PLAYER	AVG.	GP	GI	AB	R	H	BI	2B	3B	HR	BB	SO	E	SH	SF	SB	CS	WH
BUDDY BELL	0.353	4	0	17	1	6	2	1	0	1	0	1	0	0	0	0	0	0
LEZCANO	0.333	4	0	15	3	5	0	0	0	0	3	2	0	0	0	0	0	0
BENCH	0.267	4	0	15	1	4	2	0	0	1	2	3	0	0	0	0	0	0
COOPER	0.250	4	0	16	5	4	5	2	0	2	1	2	1	0	0	0	0	1
MARK WAGNER	0.250	3	0	8	0	2	0	0	0	0	0	1	0	0	0	1	0	0
CASH	0.250	2	0	8	1	2	0	1	0	0	0	1	1	0	0	0	0	0
DAN FORD	0.200	4	0	15	0	3	2	1	0	0	0	2	0	0	1	0	0	0
GAMBLE	0.167	3	0	12	1	2	0	1	0	0	2	0	0	0	0	0	0	0
VELEZ	0.000	3	0	9	0	0	1	0	0	0	1	2	1	0	1	0	0	0
ORTA	0.000	3	1	8	0	0	0	0	0	0	2	1	0	0	0	0	0	0
FERGUSON	0.000	2	0	4	0	0	0	0	0	0	1	2	0	0	0	0	0	0
FRIAS	0.000	1	0	3	0	0	0	0	0	0	0	0	0	0	0	0	0	0
HERNDON	0.000	1	0	3	0	0	0	0	0	0	1	2	0	0	0	1	0	0
WOLFE	0.000	1	0	3	0	0	0	0	0	0	0	1	1	0	0	0	0	0

BAT TOTALS 0.206 4 1 136 12 28 12 6 0 4 13 20 4 0 2 2 0 1

PITCHER	ERA.	GS	GR	CG	SH	IP	H	R	ER	HR	BB	SO	W	L	SV	RP
BILL LEE	5.06	2	0	0	0	10.7	10	6	6	2	4	7	0	1	0	0
JOHN	1.93	1	1	0	0	9.3	8	2	2	1	3	4	0	1	0	0
FRED NORMAN	9.00	1	0	0	0	3.0	5	5	3	0	5	2	0	1	0	0
KEN BRETT	0.00	0	2	0	0	3.0	1	0	0	0	0	0	0	0	1	1
COMER	6.00	0	2	0	0	3.0	4	2	2	1	1	1	0	0	0	0
SUTTER	0.00	0	2	0	0	2.7	2	0	0	0	1	3	1	0	0	1
MCGLOTHEN	3.86	0	2	0	0	2.3	2	1	1	0	0	1	0	0	0	0
PATTIN	0.00	0	1	0	0	2.3	1	0	0	0	0	3	0	0	0	0
REUSS	0.00	0	1	0	0	1.0	1	0	0	0	0	0	0	0	0	0

PIT TOTALS 3.37 4 11 0 0 37.3 34 16 14 4 14 21 1 3 1 2

Cuyahoga Falls Fungos

DEF. DP: 5 ; PIT. ERR: 0

PLAYER	AVG.	GP	GI	AB	R	H	BI	2B	3B	HR	BB	SO	E	SH	SF	SB	CS	WH
LOPES	0.471	4	0	17	5	8	4	0	0	3	2	0	1	0	0	2	1	1
MILBOURNE	0.333	3	0	12	1	4	2	1	1	0	0	0	0	0	0	0	0	0
JIM ANDERSON	0.333	1	0	3	1	1	0	0	0	0	1	0	0	0	0	1	0	0
D.EDWARDS	0.273	3	0	11	1	3	0	0	0	0	0	2	0	0	0	0	0	0
PARKER	0.250	4	0	16	1	4	1	0	0	0	1	3	0	0	1	0	0	0
NEWMAN	0.250	4	0	16	1	4	0	0	0	0	0	1	0	0	0	0	0	0
CABELL	0.231	4	0	13	1	3	1	2	0	0	1	1	0	0	0	1	0	0
UNSER	0.200	2	0	5	1	1	4	0	0	1	1	3	0	0	0	0	0	1
PORTER	0.154	4	0	13	2	2	0	0	0	0	6	3	0	0	0	0	0	0
BOCHTE	0.154	4	0	13	0	2	1	0	0	0	1	2	0	0	1	0	0	0
DW. MURPHY	0.111	4	0	18	1	2	1	0	0	0	1	5	0	0	0	1	0	0
A.RODRIGUEZ	0.000	3	0	3	0	0	0	0	0	0	0	0	0	0	0	0	0	0
LYNN JONES	0.000	1	0	2	0	0	0	0	0	0	0	1	0	0	0	0	0	0
JER MORALES	0.000	1	0	0	0	0	1	0	0	0	0	0	0	0	1	0	0	1
MANNING	0.000	1	0	0	1	0	0	0	0	0	0	0	0	0	0	0	0	0

BAT TOTALS 0.239 4 0 142 16 34 15 3 1 4 14 21 1 0 3 5 1 3

MVP - Lopes

PITCHER	ERA.	GS	GR	CG	SH	IP	H	R	ER	HR	BB	SO	W	L	SV	RP
CARLTON	2.25	1	0	0	0	8.0	4	2	2	1	2	10	0	0	0	0
RANDY JONES	1.69	1	0	0	0	5.3	4	1	1	0	1	1	0	0	0	0
BAUMGARTEN	18.00	1	0	0	0	2.0	6	4	4	0	3	1	0	0	0	0
BISSY	1.00	1	0	1	0	9.0	5	1	1	1	3	3	1	0	0	0
LAVELLE	0.00	0	3	0	0	3.3	3	0	0	0	2	3	1	0	0	1
J.MCLAUGHLIN	2.08	0	2	0	0	4.3	2	1	1	1	2	0	0	0	0	0
BAHNSEN	6.75	0	2	0	0	4.0	3	3	3	1	0	2	1	1	0	1
ESPINOSA	0.00	0	1	0	0	1.7	0	0	0	0	0	0	0	0	1	1
LAGROW	0.00	0	1	0	0	0.3	1	0	0	0	0	0	0	0	0	0

PIT TOTALS 2.84 4 9 1 0 38.0 28 12 12 4 13 20 3 1 1 3

American Championship Cuyahoga vs. Boulder

1		1	2	3	4	5	6	7	8	9	--	R	H	E
	CUYAHOGA	0	0	0	0	0	0	0	4	1	--	5	9	0
	BOULDER	0	0	0	0	0	0	0	6	X	--	6	9	0
	WP-ECKERSLEY(1-0)	SAVE-TEKULVE(1)						LOSS-J.MCLAUGHLIN(0-1)						
	HR-GOODWIN(1), BOONE(1)													

THE CHAMPIONSHIP SERIES OPENED WITH CUYAHOGA SENDING THEIR "ACE" STEVE CARLTON (16-12) UP AGAINST BOULDER SUPERSTAR DENNIS ECKERSLEY (22-4). BOTH PITCHERS HOOKED UP IN A PITCHIN' DUEL, AS THE SCORE REMAINED DEADLOCKED AT 0-0 AFTER 7 COMPLETE INNINGS!! THE FUNGOS FINALLY GOT TO THE "ECK" IN THEIR 8TH. CABELL LED OFF WITH A SINGLE, WHICH WAS FOLLOWED BY A BOCHTE SINGLE AND A WALK TO LOPES TO FILL THE BASES. THEN, PORTER DELIVERED A BASES-CLEARING 3-RUN DOUBLE. PORTER SCORED ON A PINCH-SINGLE BY MANNING, GIVING CUYAHOGA A 4-0 LEAD. HOWEVER, THE 'JAS FOUGHT RIGHT BACK, SCORING 6 TIMES IN THE BOTTOM OF THE 8TH, HIGHLIGHTED BY A CLUTCH PINCH-HIT, 2-RUN HOMER BY GOODWIN, WHICH WAS IMMEDIATELY FOLLOWED BY A SOLO SHOT BY BOB BOONE! WATSON DOUBLED AND OLIVER TRIPLED DURING THE INNING. IN THE TOP OF THE 9TH, MURPHY LED OFF WITH A TRIPLE AND THAT WAS ALL FOR THE "ECK." IN CAME KENT TEKULVE. KENT WAS GREETED BY A PINCH-SINGLE BY LYNN JONES, DRIVING IN MURPHY, MAKING IT 6-5 BOULDER. TEKULVE BORE DOWN AND WHIFFED BOTH CABELL AND BOCHTE, THE LATTER OF WHICH SAW JONES BEING CAUGHT STEALING ON HIT & RUN, FOR A GAME-ENDING DP. ECKERSLEY GOT THE WIN AND TEKULVE A SAVE.

2		1	2	3	4	5	6	7	8	9	R	H	E	
	CUYAHOGA	0	0	0	1	2	0	0	0	--	3	6	0	
	BOULDER	3	0	0	2	0	0	0	0	X	--	5	7	0
	WP-ROMO (1-0)	SAVE-TEKULVE (2)						LOSS-BAUMGARTEN (0-1)						
	HR- (NONE)													

GAME #2 FOUND BAUMGARTEN (10-6) ON THE MOUND FOR CUYAHOGA AND BLYLEVEN (14-14) FOR BOULDER. BOULDER JUMPED ON THE NERVOUS WILDNESS OF BAUMGARTEN IN THE FIRST, BY SCORING 3 TIMES, USING 3 WALKS ISSUED BY ROSS TO 3 OF THE FIRST 4 BATTEES. THE FUNGOS CAME BACK FOR A RUN IN THE 4TH, BUT BOULDER STRUCK AGAIN IN THEIR 4TH. AFTER A LEAD-OFF TRIPLE BY BOONE, BAUMGARTEN WALKED BOTH RANDOLPH AND WILSON TO LOAD THE BASES (GIVING HIM 7 WALKS ALLOWED IN ONLY 3 INNINGS OF WORK!!). MANAGER BOB LAY COULDN'T TAKE THIS "FREEBIE" STUFF AND FINALLY YANKED HIM AT THIS POINT, IN FAVOR OF JOEY MCLAUGHLIN. HARRAH GREETED JOEY WITH A 2-RUN SINGLE, PUTTING BOULDER UP BY A SCORE OF 5-1. CUYAHOGA PICKED UP 2 MORE IN THEIR 5TH, ON PORTER'S 2-RUN SINGLE. FROM THIS POINT ON, THE PARADE OF 'JAS RELIEVERS (LITTELL, SPLITTORFF, ROMO, TEKULVE) BEGAN, AND SHUTOUT THE FUNGOS THE REST OF THE WAY, GIVING BOLDER A 5-3 WIN AND A SWEEP OF THE 2-GAME SERIES AT BOULDER. JIM BIBBY LOOKED SHARP IN RELIEF FOR CUYAHOGA, RETIRING ALL 8 BATTEES THAT HE FACED. SO, IT'S ON TO CUYAHOGA FALLS

3		1	2	3	4	5	6	7	8	9	10	11	12	13	14	R	H	E
	BOULDER	3	0	0	0	0	0	0	0	1	0	0	0	0	0	4	9	0
	CUYAHOGA	0	0	4	0	0	0	0	0	0	0	0	0	0	1	5	10	2
	WP-BAHNSEN(1-0)	LOSS-D.ALEXANDER(0-1)																
	HR-PORTER(1), WATSON(1)																	

THIS TIME, WE FIND MATLACK (5-3) GETTING THE NOD FOR BOULDER, WITH BIBBY (12-3) STARTING FOR CUYAHOGA. WITHOUT WASTING ANY TIME, THE 'JAS HOPPED ON A LOPES' ERROR FOR 3 UNEARNED RUNS IN THE 1ST, AS AL OLIVER BLASTED A 3-RUN SHOT WITH TWO OUT. MATLACK LOOKED TOUGH IN THE FIRST 2 INNINGS, BUT WHEN HE GAVE UP A WALK TO MILBOURNE, FOLLOWED BY A DOUBLE TO ENOS CABELL, MANAGER BRAVARD YANKED HIM AND STARTED HIS, NOW FAMOUS, 'JAS PARADE OF RELIEVERS, BEGINNING WITH ROMO THIS TIME. LOPES DREW A WALK OFF ROMO AND PORTER (HOTTER THAN A PISTOL IN THIS SERIES!!) CRANKED A 3-RUN HOMER TO GIVE CUYAHOGA A 4-3 LEAD! THE GAME REMAINED IN CHECK AT 4-3 UNTIL THE 9TH. MANAGER BRAVARD, USING HIS USUAL CALCULATED MOVES, PICKED UP THE TYING RUN ON 3 SINGLES. A QUICK BOTTOM OF THE 9TH PUT THE GAME INTO OVERTIME. THE 11TH & 12TH BREEZED BY AND EACH TEAM HAD ITS CHANCE IN THE 13TH. THEN, IN THE FUNGO 14TH, WITH 2 OUT, CABELL WAS BEANED. HE WENT TO 2ND ON A PB AND THEN SCORED THE WINNING RUN ON A CLUTCH DOUBLE BY DEFENSIVE SUB, AURELIO RODRIGUEZ!

4		1	2	3	4	5	6	7	8	9	R	H	E
	BOULDER	0	5	0	2	2	0	0	0	1	10	17	1
	CUYAHOGA	0	0	0	0	0	1	0	0	0	1	4	1
	WP-ECKERLSEY(2-0)	LOSS-CARLTON(0-1)											
	HR-WATSON(2), BOONE(2), HEBNER(1)												

CUYAHOGA STARTER STEVE CARLTON WAS ROUGHED UP GOOD AND EARLY BY THE BOULDER BARRAGE. IT BEGAN WITH A WATSON HOMER, HIS 2ND OF THE SERIES, LEADING OFF THE 2ND. DOUBLES BY OLIVER AND NORDHAGEN, A WALK TO CEDENO, AND A BIG 3-RUN HOMER BY BOB BOONE (ALSO, HIS 2ND HR OF THE SERIES), GAVE BOULDER A QUICK 5-0 LEAD. THE 'JAS DIDN'T STOP THERE, BANGING OUT A TOTAL OF 17 HITS, INCLUDING A SOLO HOMER BY HEBNER. ECKERSLEY COASTED TO THE 10-1 VICTORY, YIELDING CUYAHOGA'S ONLY RUN IN THE 6TH WHEN CABELL SINGLED, MOVED TO 2ND ON A TEMPLETON ERROR, TO 3RD ON A FLY BALL, AND SCORED ON A SAC FLY BY PORTER.

5

	1	2	3	4	5	6	7	8	9	R	H	E
BOULDER	0	0	0	1	0	1	0	0	0	2	6	0
CUYAHOGA	0	0	0	1	0	0	0	0	0	1	6	0
WP-BLYLEVEN(1-0)	SAVE-MINTON(1)						LOSS-ESPINOSA(0-1)					
HR-HARRAH(1), PARKER(1)												

GAME #5 SPORTED A BLYLEVEN-ESPINOSA MATCHUP. AFTER 3 INNINGS, THE SCORE WAS STILL 0-0. THEN, IN THE 4TH, BOULDER AGAIN SCORED FIRST, ON A SOLO SHOT BY HARRAH. BUT, IN THE HOME 4TH, PARKER COUNTERED IT WITH A SOLO BLAST. THE 'JAS NICKED ESPINOSA FOR ANOTHER RUN IN THE 6TH, WHEN A HARRAH DOUBLE WAS FOLLOWED BY A RUN-SCORING SINGLE BY WATSON. THEN, IN TH 7TH, WITH ONLY A 2-1 LEAD, MANAGER BRAVARD BROUGHT IN TEKULVE. BEING THAT BLYLEVEN HAD RETIRED 9 STRAIGHT BATTEES AT THAT POINT, HE WAS OVERHEARD SAYING, "TRADE ME, I CAN'T TAKE IT!!" TEKULVE, WITH THE FINAL HELP FROM MINTON (SAVE), FINISHED OFF THE FUNGOS, PRESERVING THE 2-1 WIN AND GIVING BOULDER THE AMERICAN PENKANT AND A TRIP TO THE TML WORLD SERIES!

Cuyahoga Falls Fungos

DEF. DP: 4 ; PIT. ERR: 0

* FACE-TO-FACE *

PLAYER	AVG.	GP	GI	AB	R	H	BI	2B	3B	HR	BB	SO	E	SH	SF	SB	CS	WH
A. RODRIGUEZ	0.667	1	1	3	0	2	1	1	0	0	0	0	0	0	0	0	0	1
MANNING	0.500	3	0	4	0	2	1	0	0	0	0	1	0	0	0	1	0	0
PORTER	0.375	5	0	16	3	6	9	1	0	1	3	4	0	0	1	0	1	0
BOCHTE	0.278	5	0	18	2	5	0	1	1	0	3	2	1	0	0	0	1	0
CABELL	0.278	5	0	18	4	5	1	1	0	0	0	4	1	0	0	0	1	0
DW. MURPHY	0.273	4	0	11	1	3	0	1	1	0	2	1	0	0	0	0	0	0
LYNN JONES	0.250	4	0	8	0	2	1	0	0	0	0	1	0	0	0	0	0	0
PARKER	0.150	5	0	20	1	3	1	0	0	1	0	1	0	0	0	0	0	0
NEWMAN	0.143	3	0	14	0	2	1	0	0	0	0	2	0	0	0	0	0	0
LOPES	0.133	4	1	15	3	2	0	1	0	0	3	0	1	0	0	0	0	0
D. EDWARDS	0.133	5	0	15	0	2	0	0	0	0	1	7	0	0	0	1	0	0
UNSER	0.083	5	0	12	0	1	0	0	0	0	1	5	0	0	0	0	0	0
MILBOURNE	0.000	5	0	15	1	0	0	0	0	0	1	3	0	0	0	0	0	0
JIM ANDERSON	0.000	3	0	4	0	0	0	0	0	0	0	2	0	0	0	0	0	0
JER MORALES	0.000	1	0	2	0	0	0	0	0	0	1	1	0	0	0	0	0	0
TODD CRUZ	0.000	3	0	1	0	0	0	0	0	0	0	1	0	0	0	0	0	0

BAT TOTALS 0.199 5 2 176 15 35 15 6 2 2 15 35 3 0 1 2 3 1

PITCHER	ERA.	GS	GR	CG	SH	IP	H	R	ER	HR	BB	SO	W	L	SV	RP
CARLTON	9.35	2	0	0	0	8.7	11	9	9	2	5	9	0	1	0	0
BAUMGARTEN	15.00	1	0	0	0	3.0	5	5	5	0	7	0	0	1	0	0
BIBBY	0.82	1	1	0	0	11.0	8	4	1	1	1	11	0	0	0	0
ESPINOSA	4.05	1	1	0	0	6.7	9	3	3	1	1	1	0	1	0	0
J. MCLAUGHLIN	2.84	0	4	0	0	6.3	5	2	2	2	3	2	0	1	0	0
LAVELLE	1.29	0	3	0	0	7.0	3	1	1	0	3	6	0	0	0	0
BAHNSEN	2.70	0	2	0	0	3.3	3	1	1	1	1	2	1	0	0	1
RANDY JONES	0.00	0	2	0	0	2.0	2	0	0	0	0	2	0	0	0	0
LAGROW	0.00	0	1	0	0	0.0	2	2	2	0	0	0	0	0	0	0

PIT TOTALS 4.50 5 14 0 0 48.0 48 27 24 7 21 33 1 4 0 1

Boulder Livingjas

MVP-Watson

DEF. DP: 5 ; PIT. ERR: 0

* FACE-TO-FACE *

PLAYER	AVG.	GP	GI	AB	R	H	BI	2B	3B	HR	BB	SO	E	SH	SF	SB	CS	WH
HARRELSON	0.500	2	0	2	1	1	0	0	0	0	0	0	0	0	0	0	0	0
CEDENO	0.429	2	0	7	2	3	0	0	1	0	1	3	0	0	0	1	0	0
BOONE	0.400	5	0	15	4	6	4	0	1	2	2	4	0	0	0	0	0	0
WATSON	0.389	5	0	18	4	7	7	0	1	2	2	3	0	0	0	0	0	2
AL OLIVER	0.353	5	0	17	2	6	1	2	0	0	0	0	0	0	0	0	0	0
HEBNER	0.333	3	0	9	1	3	1	1	0	1	0	2	0	0	0	0	0	0
GRUBB	0.250	3	0	12	0	3	1	0	0	0	1	1	0	0	0	0	0	0
GOODWIN	0.250	3	0	8	1	2	3	1	0	1	0	1	0	0	0	0	0	1
CORRELL	0.250	2	0	4	1	1	0	1	0	0	0	1	0	0	0	0	0	0
TEMPLETON	0.222	4	1	18	0	4	3	0	0	0	1	5	1	1	0	2	0	0
HARRAH	0.214	4	1	14	5	3	3	1	0	1	4	3	0	0	0	0	0	0
RANDOLPH	0.158	5	0	19	3	3	2	0	0	0	6	1	0	1	0	3	0	0
W. WILSON	0.150	5	0	20	1	3	1	0	0	0	2	5	0	1	0	3	0	1
FOSTER	0.143	2	3	7	1	1	0	0	0	0	1	1	0	0	0	0	0	0
RUDI	0.125	4	0	8	0	1	0	0	0	0	1	2	0	0	0	0	0	0
NORDHAGEN	0.111	2	1	9	1	1	1	1	0	0	0	1	0	0	0	0	0	0

BAT TOTALS 0.257 5 6 187 27 48 27 7 3 7 21 33 1 3 0 9 0 4

PITCHER	ERA.	GS	GR	CG	SH	IP	H	R	ER	HR	BB	SO	W	L	SV	RP
ECKERSLEY	2.12	2	0	0	0	17.0	11	5	4	0	7	12	2	0	0	0
BYLEVEN	1.93	2	0	0	0	9.3	6	2	2	1	1	8	1	0	0	0
MATLACK	9.00	1	0	0	0	2.0	2	2	2	0	2	1	0	0	0	0
TEKULVE	2.08	0	4	0	0	4.3	6	1	1	0	0	4	0	0	2	2
NINTON	0.00	0	2	0	0	4.3	1	0	0	0	1	3	0	0	1	1
ROMO	4.91	0	2	0	0	3.7	2	2	2	1	1	4	1	0	0	1
LITTELL	2.70	0	2	0	0	3.3	1	1	1	0	1	2	0	0	0	0
SPLITTORFF	3.38	0	2	0	0	2.7	5	1	1	0	1	0	0	0	0	0
D. ALEXANDER	3.00	0	1	0	0	3.0	1	1	1	0	1	1	0	1	0	0

PIT TOTALS 2.54 5 13 1 0 49.7 35 15 14 2 15 35 4 1 3 4

TML World Series

Troy vs. Boulder

1		1	2	3	4	5	6	7	8	9	R	H	E
	TROY	0	0	0	0	0	0	0	0	0	0	4	1
	BOULDER	2	0	1	1	0	0	0	0	X	4	7	0
	WP-ECKERLSEY(1-0)	LOSS-JOHN(0-1)											
	HR-FOSTER(1)												

THE FIRST TML WORLD SERIES FOUND NATIONAL CHAMPION TROY GIANTS FACING THE AMERICAN CHAMPION BOULDER LIVINGJAS. TROY FOUGHT AND CLAWED ITS WAY INTO THE SERIES, WHILE BOULDER MORE OR LESS, COASTED IN (LOSING ONLY 1 PLAYOFF GAME THUS FAR). THE SERIES OPENER FOUND TROY ACE TOMMY JOHN (20-10 3.21) FACING BOULDER ACE DENNIS ECKERSLEY (22-4 2.60). BOTH PITCHERS WERE UNDEFEATED IN 1980 PLAYOFF ACTION! TROY OPENED THE 1ST BY PUTTING RUNNER ON 2ND & 3RD (A WALK TO GRIFFEY & A DOUBLE BY BOWA). HOWEVER, SCHMIDT LINED INTO A DP AND KEMP GROUNDED TO 3RD. RANDOLPH LED OFF THE BOULDER 1ST WITH A TRIPLE AND SCORED ON WILSON'S RBI-SINGLE. ONE OUT LATER, WILSON SCORED ON FOSTER'S RBI-DOUBLE. WATSON WAS INTENTIONALLY PASSED, BUT MANAGER BRAVARD CALLED A SUCCESSFUL DOUBLE-STEAL! OLIVER WAS THEN GIVEN A FREE PASS TO LOAD THE BASES. IT PAID OFF, AS NORDHAGEN IMMEDIATELY GROUNDED INTO AN INNING-ENDING DP, LEAVING BOULDER UP 2-0. THE "ECK" BREEZED THROUGH THE 2ND & 3RD. IN THE 'JAS 3RD, FOSTER BLASTED A SOLO SHOT TO MAKE IT 3-0. BOULDER THEN ADDED ANOTHER IN THE 4TH ON SINGLES BY NORDHAGEN AND BOONE, PLUS AN ERROR BY BOWA. MEANWHILE, ECKERSLEY COASTED THROUGH THE TROY LINEUP, INNING AFTER INNING. JOHN ALSO SETTLED DOWN AFTER THE 4TH, ALLOWING ONLY 1 HIT THE REST OF THE WAY. IN THE TROY 5TH, WITH BOULDER UP 4-0, THE GIANTS PUT RUNNERS ON 1ST & 2ND, WITH 2 OUT, BUT ECKERSLEY GOT COWENS TO LINE OUT, GIVING THE 'JAS THE OPENING GAME VICTORY, NOT TO MENTION A 4-HIT SHUTOUT!

2		1	2	3	4	5	6	7	8	9	R	H	E
	TROY	0	0	0	0	0	0	0	0	0	0	4	1
	BOULDER	1	0	0	0	1	0	1	0	X	3	5	0
	WP-BLYLEVEN(1-0)	SAVE-MINTON(1)											
	HR-HARRAH(1)	LOSS-MORRIS(0-1)											

GAME #2 FOUND TROY STARTER JACK MORRIS (17-6 2.91) GOING UP AGAINST BERT BLYLEVEN (14-14 3.73) FOR BOULDER. BUTCH WYNEGAR, HIT BY A FOUL TIP AT THE END OF GAME #1, WAS OUT OF THE TROY LINEUP TODAY. BENEDICT WAS TO DO THE CATCHING FOR TROY. BLYLEVEN SENT THE GIANTS DOWN 1-2-3 IN THE 1ST. WITH 2 OUT IN THE 'JAS 1ST, TOBY HARRAH PARKED A SOLO SHOT, TO MAKE IT 1-0 BOULDER. BOTH TEAMS COULDN'T SCORE IN THE 2ND, 3RD, AND 4TH INNINGS, AS BOTH STARTERS REMAINED TOUGH. THEN, IN THE 5TH, AFTER TROY HAD BEEN SENT DOWN IN ORDER AGAIN, BOULDER STRUCK FOR A RUN WHEN TEMPLETON DOUBLED, WENT TO 3RD ON A BOONE SINGLE, AND SCORED ON A SAC FLY BY WILSON. WITH BOULDER UP 2-0 IN THE 7TH, BLYLEVEN WAS LIFTED IN FAVOR OF KENT TEKULVE, WHO SENT THE TROY BATTERS DOWN IN ORDER. IN THE 'JAS 7TH, TEMPLETON GOT ON BY A SCHMIDT ERROR. TWO OUTS LATER, HE SCORED WHEN WILSON LASHED A TRIPLE DOWN THE LINE! MORRIS GOT OUT OF THE INNING, LEAVING IT 3-0 BOULDER. TEKULVE RETIRED THE FIRST TWO BATTERS IN THE TROY 8TH, BEFORE GRIFFEY DOUBLED. GREG MINTON WAS BROUGHT IN AND GOT BOWA TO FLY OUT. MORRIS BREEZED THROUGH THE BOULDER 8TH. IN THE TOP OF THE 9TH, SCHMIDT WHIFFED AND KEMP SINGLED. LUZINSKI BOUNCED INTO A FIELDER'S CHOICE. MINTON THEN FANNED DRIESSEN FOR THE FINAL OUT, PUTTING BOULDER UP 2 GAMES TO NONE. BLYLEVEN PICKED UP THE WIN AND MINTON THE SAVE. BOULDER PITCHERS HAVE NOT ALLOWED A TROY RUN THUS FAR IN THE SERIES!!

3		1	2	3	4	5	6	7	8	9	R	H	E
	BOULDER	1	1	0	1	1	0	0	0	0	4	11	0
	TROY	0	0	3	0	0	0	0	2	X	5	9	0
	WP-LAGROW(1-0)	SAVE-LITTELL(1)											
	HR-HARRAH(2), SCHMIDT(1), KEMP(1)	LOSS-MINTON(0-1)											

MANAGER ALBER, ALONG WITH THE TROY FAITHFUL, WERE HOPING THAT BEING BACK IN THE FRIENDLY CONFINES OF THEIR HOME BALLPARK WOULD AWAKEN THE GIANTS' BATS. WYNEGAR WAS BACK IN THE TROY LINEUP TODAY, BUT LARRY BOWA HAD A SLIGHT MUSCLE PULL AND WOULD MISS TODAY'S ACTION. LARVELL BLANKS PLAYED SHORT. THE STARTING PITCHERS WERE JON MATLACK (5-3 3.82) FOR BOULDER AND DENNIS LAMP (14-14 3.61) FOR TROY. WITH 2 OUT IN THE 1ST, TOBY HARRAH DUPLICATED HIS 2ND GAME PERFORMANCE BY HITTING ANOTHER SOLO SHOT TO MAKE IT 1-0. TROY THREATENED IN THEIR 1ST, BUT KEMP & PEREZ FLEW OUT. BOULDER SCORED AGAIN IN THE 2ND ON SINGLES BY GOODWIN & OLIVER, AND A SAC FLY BY TEMPLETON. THEN, IN THE TROY 3RD, AFTER 20 STRAIGHT SCORELESS WORLD SERIES INNINGS, TROY GOT ON THE BOARD!! DRIESSEN WALKED, AND MATLACK (NOT TO HIS SURPRISE) WAS YANKED IN FAVOR OF RELIEVER ROMO. ROMO GOT FLYNN TO GROUND OUT, BUT MIKE SCHMIDT UNLOADED FOR A 2-RUN HOMER AND STEVE KEMP FOLLOWED BACK-TO-BACK WITH A TAPE-MEASURE JOB! THIS PUT TROY UP 3-2. BOULDER CAME RIGHT BACK IN THE 4TH TO TIE, ON A SINGLE BY GOODWIN AND A RUNS-SCORING DOUBLE BY TEMPLETON. THE 'JAS TOOK THE LEAD IN THE 5TH, WHEN RANDOLPH SINGLED AND SCORED ON WILSON'S TRIPLE. TROY THREATENED IN THEIR 5TH, BUT LITTELL (THE ONLY DUPLICATED PLAYER) CAME IN TO PUT OUT THE FIRE. THE SCORE REMAINED 4-3 BOULDER UNTIL THE TROY 8TH. KEMP LED OFF WITH A WALK, WHICH BROUGHT 'JAS RELIEF "ACE" MINTON IN TO FACE GRIFFEY. HE FANNED GRIFFEY, BUT HURDLE BEAT OUT AN INFIELD HIT. COWENS FOLLOWED WITH A GAME-TYING DOUBLE, SENDING HURDLE TO 3RD (GERONIMO PR FOR HURDLE). WYNEGAR LOFTED A SAC FLY TO PUT TROY ON TOP 5-4. IN THE 'JAS 9TH, TROY RELIEF "ACE" LITTELL WAS BROUGHT IN. HE RETIRED PINCH-HITTERS HARRELSON & GRUBB, AND GOT RANDOLPH TO GROUND TO SCHMIDT FOR THE FINAL OUT, GIVING TROY ITS FIRST WORLD SERIES VICTORY!!

4

	1	2	3	4	5	6	7	8	9	R	H	E	
BOULDER	0	0	0	0	1	0	2	0	0	--	3	6	0
TROY	0	2	0	0	0	0	0	0	X	--	2	7	0
WP-ECKERSLEY(2-0)	SAVE-MINTON(2)						LOSS-JOHN(0-2)						
HR-PEREZ(1), RUDI(1)													

BOWA RETURNED TO THE TROY LINEUP, BUT DRIESSEN IS UNABLE TO PLAY BECAUSE OF A STOMACH DISORDER. GAME #4 WAS ANOTHER ECKERSLEY-JOHN DUEL. BOTH PITCHERS BREEZED THROUGH THE 1ST AND JOHN THE SAME THROUGH THE 2ND. HOWEVER, IN THE TROY 2ND, WITH 2 OUT, TONY PEREZ, PLAYING FOR DRIESSEN, BLASTED A TOWERING SOLO SHOT TO PUT TROY ON THE BOARD FIRST. COWENS FOLLOWED WITH AN INFELD SINGLE. WYNEGAR SINGLED, SENDING COWENS TO 2ND. DOUG FLYNN CAME THROUGH WITH A RUN-SCORING SINGLE TO GIVE TROY A 2-0 LEAD. GRIFFEY GROUNDED OUT TO END THE INNING. THE SCORE REMAINED 2-0, UNTIL THE BOULDER 5TH. WATSON LED OFF WITH A SINGLE AND WENT TO 2ND ON OLIVER'S INFELD HIT. TWO OUTS LATER, BOONE WALKED TO LOAD THE BASES. RANDOLPH BLOPPED A RUN-SCORING SINGLE TO CENTER. OLIVER WAS MAVED IN, BUT A PERFECT THROW BY COWENS NAILED HIM AT THE PLATE, PRESERVING TROY'S 2-1 LEAD. THEN, IN THE BOULDER 7TH, WITH 2 OUT, TEMPLETON SINGLED AND JOE RUDI, A LAST MINUTE ADDITION TO THE 'JAS LINEUP, HOMERED TO PUT BOULDER ON TOP 3-2. THE "ECK" GOT THROUGH THE TROY 8TH, BUT NOT AFTER A SCARE WITH 2 OUTS. THREE TROY PITCHERS (LEONARD, LERCH, & LITTELL) HANDLED THE BOULDER BATTERS IN THE TOP OF THE 9TH, LEAVING IT 3-2 BOULDER. GREG MINTON WAS CALLED IN TO PITCH THE HOME 9TH. PEREZ LED OFF WITH A WALK, BUT COWENS HIT INTO A FIELDER'S CHOICE. THEN, MINTON GOT WYNEGAR TO BOUNCE TO RANDOLPH AND THIS TIME, THEY CONVERTED THE GAME-ENDING DP. ECKERSLEY PICKED UP HIS 2ND WIN, JOHN HIS 2ND LOSS, AND MINTON HIS 2ND SAVE OF THE SERIES! BOULDER NOW ONLY NEEDS 1 WIN!!

5

	1	2	3	4	5	6	7	8	9	R	H	E
BOULDER	0	0	0	0	1	0	0	0	--	1	9	0
TROY	0	3	0	0	0	1	0	0	X--	4	9	0
WP-MORRIS(1-0)	SAVE-LITTELL(2)						LOSS-BLYLEVEN(0-1)					
HR-(NONE)												

FOR THE FIRST TIME SINCE GAME #1, THE TROY LINEUP IS AT FULL STRENGTH. GAME #5 WAS ANOTHER BLYLEVEN-MORRIS MATCHUP. WITH THE SCORE 0-0 IN THE BOTTOM OF THE 2ND, TROY TALLIED 3 TIMES. DRIESSEN LED OFF WITH A SINGLE AND WENT TO 3RD ON A PEREZ DOUBLE. COWENS MOVED UP THE RUNNERS WITH A DEEP SAC FLY. WYNEGAR THEN DREW A WALK. BLYLEVEN THEN UNCORKED A WILD PITCH, SENDING PEREZ IN WITH RUN #2 AND MOVING WYNEGAR TO 2ND. FLYNN THEN LACED A BASE HIT TO LEFT, BUT WYNEGAR HELD AT 3RD. GRIFFEY WHIFFED AND THEN BOWA DELIVERED THE FINAL RUN OF THE INNING WITH A SINGLE. MORRIS GOT OUT OF A JAM IN THE 4TH, BUT IN THE 5TH, BOULDER SCRAPED UP A RUN ON A 2-OUT WALK TO RANDOLPH, FOLLOWED BY A RUN-SCORING DOUBLE BY WILSON. AFTER STRIKING OUT THE FIRST 2 BATTERS IN THE TROY 5TH, BLYLEVEN WALKED THE NEXT TWO AND HE WAS GONE. LITTELL CAME IN AND BEANED DRIESSEN, LOADING THE BASES. LITTELL THEN FANNED PEREZ TO END THE INNING. MORRIS COASTED ALONG THROUGH THE 6TH, 7TH, AND 8TH, AS THE SCORE REMAINED 4-1 TROY. IN THE 9TH, MANAGER ALBER WENT TO HIS BIG MAN OUT OF THE PEN, MARK LITTELL, WHEN LEONARD (IN RELIEF OF MORRIS) GAVE UP TWO CONSECUTIVE SINGLES TO GRUBB & BOONE, WITH TWO OUT. LITTELL INDUCED PINCH-HITTER GOODWIN TO FLY TO LEFT, GETTING THE SAVE AND KEEPING TROY'S HOPES OF ANOTHER UPSET ALIVE!!

6

	1	2	3	4	5	6	7	8	9	R	H	E	
TROY	0	0	4	1	0	2	0	4	1	--	12	18	1
BOULDER	0	0	0	0	0	0	1	0	1	--	2	10	0
WP-LAMP(1-0)							LOSS-D.ALEXANDER(0-1)						
HR-SCHMIDT(2)													

TROY MANAGED TO GET THROUGH GAME #4 WITHOUT ANY SERIOUS INJURIES! TROY SENT UP DENNIS LAMP TO START GAME #6, BUT MANAGER BRAVARD HAD TO DIG DEEP TO COME UP WITH HIS 6TH GAME STARTER, DOYLE ALEXANDER (12-7 4.95). BOTH STARTERS GOT THROUGH THE FIRST 2 INNINGS UNSCORED UPON. IN THE TROY 3RD, WYNEGAR & FLYNN LED OFF WITH SINGLES. MANAGER BRAVARD DIDN'T WASTE ANY TIME AND BROUGHT IN LITTELL. GRIFFEY GROUNDED OUT, BUT ADVANCE THE RUNNERS, SCORING WYNEGAR. BOWA FOLLOWED WITH A RUN-SCORING TRIPLE. SCHMIDT & KEMP BOTH DREW WALKS, LOADING THE BASES. DRIESSEN WHIFFED FOR OUT #2, BUT LUZINSKI CAME THROUGH WITH A 2-RBI-SINGLE, MAKING IT 4-0 TROY! ROMO CAME IN TO WHIFF COWENS TO END IT, AS TROY BATTED AROUND. LAMP COASTED THROUGH THE 3RD, 4TH, & 5TH, AS TROY ADDED ANOTHER ON SINGLES BY WYNEGAR & GRIFFEY, AND A SAC FLY BY BOWA. IN THE TROY 6TH, THE GIANTS GOT TO 'JAS RELIEVER SPLITTORFF FOR 2 MORE RUNS ON DOUBLES BY COWENS & GRIFFEY, AND A SINGLE BY FLYNN. WITH THE GAME SLOWLY GETTING AWAY, BOULDER FINALLY GOT ON THE BOARD IN THEIR 7TH, USING 3 SINGLES, WITH CORRELL'S PINCH-HIT SCORING PINCH-HITTER CEDENO. WITH THE SCORE 7-1 TROY, TEKULVE CAME IN TO PITCH THE 8TH. TROY BATTERED KENT ALL OVER THE LOT, SCORING 4 MORE TIMES! THE INNING WAS HIGHLIGHTED BY A 2-RUN HOMER BY SCHMIDT & A PINCH-HIT DOUBLE BY PEREZ. TROY ADDED ANOTHER OFF TEKULVE IN THE 9TH, AS GRIFFEY CAME THROUGH WITH HIS 4TH HIT OF THE DAY, MAKING IT 12-1 TROY! WITH 2 OUT IN THE 'JAS 9TH, BOULDER FINALLY GOT TO ROY THOMAS (IN RELIEF OF LAMP) FOR A RUN, BUT FRED HOWARD CAME IN AND PUT OUT THE FIRE, BY GETTING WILSON TO GROUND OUT, LEAVING RUNNERS ON 2ND & 3RD, FORCING THE SERIES TO GAME #7!!

7

	1	2	3	4	5	6	7	8	9	R	H	E
TROY	0	0	0	1	0	1	0	0	1	3	7	1
BOULDER	0	0	0	2	0	1	0	4	X	7	9	0
WP-ECKERSLEY(3-0)							LOSS-JOHN(0-3)					
HR-SCHMIDT(3), DRIESSEN(1), HARRAH(3)												

BAD NEWS FOR TROY FANS: KEN GRIFFEY (HITTING .391 IN THE SERIES) WILL MISS THE FINAL GAME, HAVING BADLY TWISTED HIS LEFT ANKLE IN GAME #6. WE AGAIN FOUND A JOHN-ECKERSLEY DUEL, SETTING UP THE GRAND FINALE. AFTER 3 INNINGS, IT WAS STILL 0-0. THEN, IN THE TROY 4TH, MIKE SCHMIDT HAMMERED HIS 3RD HOMER OF THE SERIES, A SOLO SHOT. HOWEVER, THE 'JAS CAME RIGHT BACK IN THEIR 4TH, SCORING TWICE. WILSON REACHED 1ST ON A DRIESSEN ERROR AND STOLE 2ND (HIS FIRST STEAL OF THE SERIES!!!). HARRAH DOUBLED IN WILSON AND LATER SCORED HIMSELF, WHEN WATSON DELIVERED A RUN-SCORING SINGLE. IN THE TROY 6TH, WITH BOULDER STILL UP 2-1, DRIESSEN MADE UP FOR HIS EARLIER ERROR IN THE FIELD, BY HITTING A SOLO HOMER, TYING THE SCORE AT 2. BUT, ONCE AGAIN, BOULDER CAME BACK TO REGAIN THE LEAD. THIS TIME, HARRAH BLASTED HIS 3RD HOMER OF THE SERIES WITH 1 OUT AND NO ONE ON, MAKING IT 3-2 BOULDER. BOTH TEAMS WENT DOWN IN ORDER IN THE 7TH. WITH 2 OUT IN THE TROY 8TH, FLYNN AND DRIESSEN SINGLED, BUT THE "ECK" GOT BOWA TO GROUND OUT. IN THE 'JAS 8TH, ROY THOMAS RELIEVED JOHN AND GOT THE FIRST 2 OUTS. THEN, WILSON SINGLED & STOLE 2ND. HARRAH WALKED. TROY RELIEF ACE LITTELL WAS SUMMONED. HE PROMPTLY WALKED BIG GEORGE FOSTER, LOADING THE BASES FOR WATSON! THE BULL CAME THROUGH WITH A 3-RUN TRIPLE. OLIVER LOOPED A SINGLE TO RIGHT, SCORING WATSON, MAKING IT 7-2 BOULDER. TEMPLETON FLEW OUT. TEKULVE, SEEKING REVENGE FROM GAME #6, CAME IN TO PITCH THE 9TH. SCHMIDT WALKED AND KEMP FLEW OUT. THEN, PEREZ SINGLED & COWENS FOLLOWED WITH AN RBI-SINGLE. KENT BORE DOWN AND GOT WYNEGAR TO GROUND TO 3RD, HOLDING THE RUNNER AT 3RD. TEKULVE GOT PINCH-HITTER HURDLE TO GROUND TO SHORT, ENDING THE GAME, AND GIVING BOULDER THE FIRST TML CHAMPIONSHIP!! (BOXSCORES & STATS FOLLOW ON THE NEXT TWO PAGES.)

1980 TML World Series Scores & Stats

Game 1

TRDY	AB	R	H	BI	BOWLER	AB	R	H	BI
GRIFFEY, RF	2	0	1	0	RANDOLPH, 2B	4	1	1	0
BOWA, SS	4	0	1	0	WILSON, CF	4	1	2	1
SCHMIDT, 3B	3	0	0	0	HARRAN, 3B	1	0	0	0
KEPP, LF	4	0	0	0	HARRELSON, 3B	0	0	0	0
GRIESSEN, 1B	4	0	1	0	FOSTER, DH	2	1	2	2
LUZINSKI, DH	3	0	1	0	OLIVER, LF	1	0	0	0
COHEN, CF	4	0	0	0	WATSON, 1B	3	0	0	0
WYNEGAR, C	3	0	0	0	OLIVER, RF	3	0	0	0
FLYNN, 2B	3	0	0	0	WATSON, DH	3	1	1	0
TOTALS	30	0	4	0	TEMPLETON, SS	3	0	0	0
					BOONE, C	3	0	1	1
					TOTALS	30	1	7	4

TRDY	0	0	0	0	0	0	0	0	0
BOWLER	2	0	1	1	0	0	0	0	0
TRDY	IP	H	R	ER	BB	SO			
JOHN (L 0-1)	8	7	4	3	3	0			
BOWLER	IP	H	R	ER	BB	SO			
ECKERLEY (W 1-0)	9	4	0	0	4	7			

GAME-WINNING RBI -- WILSON
E-RANDOLPH, DP-TRDY 1, BOWLER 1, LOB-TRDY 7, BOWLER 3,
2B-BOWA, FOSTER, 3B-RANDOLPH, HR-FOSTER(1), SB-FOSTER,
WATSON, COHEN, FB-BOONE, 13B-BY JOHN (WATSON, OLIVER).

Game 2

TRDY	AB	R	H	BI	SCHMIDT	AB	R	H	BI
GRIFFEY, RF	4	0	1	0	RANDOLPH, 2B	3	0	0	0
BOWA, SS	4	0	0	0	WILSON, CF	3	0	1	2
SCHMIDT, 3B	4	0	0	0	HARRAN, 3B	3	1	1	1
KEPP, LF	4	0	1	0	RUDI, 1B	0	0	0	0
PEREZ, DH	1	0	0	0	FOSTER, LF	2	0	0	0
LUZINSKI, DH	2	0	0	0	HARRELSON, PH-3B	1	0	0	0
GRIESSEN, 1B	4	0	1	0	OLIVER, RF	4	0	0	0
COHEN, CF	3	0	0	0	WATSON, 1B	3	0	0	0
FLYNN, 2B	1	0	0	0	GRUBB, PH-LF	1	0	0	0
HARRELSON, PH	1	0	0	0	KEPP, DH	3	0	0	0
REGLI, 2B	0	0	0	0	TEMPLETON, SS	3	2	1	0
BENEDICT, C	3	0	1	0	BOONE, C	3	0	2	0
TOTALS	31	0	4	0	TOTALS	29	3	5	3

TRDY	0	0	0	0	0	0	0	0	0
BOWLER	1	0	0	0	0	1	0	0	0
TRDY	IP	H	R	ER	BB	SO			
KORRIS (L 0-1)	8	5	3	2	3	1			
BOWLER	IP	H	R	ER	BB	SO			
BYLIVEN (W 1-0)	6	2	0	0	2	6			
TEKULVE	1	1	0	0	0	0			
MINTON (S 1)	1	1	0	0	0	2			

GAME-WINNING RBI -- HARRAN
E-SCHMIDT, DP-KORRIS, LOB-TRDY 6, BOWLER 6, 2B-TEMPLETON,
GRIFFEY, 3B-WILSON, HR-HARRAN(1), SF-WILSON.

Game 3

BOWLER	AB	R	H	BI	TRDY	AB	R	H	BI
RANDOLPH, 2B	5	1	1	0	GRIESSEN, 1B	3	1	0	0
WILSON, CF	4	0	2	1	FLYNN, 2B	4	0	2	2
HARRAN, 3B	3	1	1	1	SCHMIDT, 3B	3	1	1	2
FOSTER, LF	4	0	1	0	KEPP, LF	3	2	2	1
GRUBB, DH	4	2	3	3	PEREZ, DH	2	0	0	0
OLIVER, RF	4	0	2	0	GRIFFEY, PH-DH	2	0	1	0
WATSON, 1B	4	0	0	0	LACY, RF	2	0	0	0
TEMPLETON, SS	2	0	1	2	WATSON, PH-RF	2	0	0	0
HARRELSON, PH	1	0	0	0	GEORGINO, FR-RF	0	0	0	0
BOONE, C	3	0	0	0	COHEN, CF	4	1	1	1
GRUBB, PH	1	0	0	0	WYNEGAR, C	3	0	1	1
TOTALS	35	4	11	4	FLANKS, SS	3	0	0	0
					LUZINSKI, PH	1	0	0	0
					REGLI, SS	0	0	0	0
					TOTALS	32	5	9	5

BOWLER	1	1	0	1	1	0	0	0	0
TRDY	0	0	3	0	0	0	0	2	0
BOWLER	IP	H	R	ER	BB	SO			
KATLACK	2	2	1	1	2	0			
ROSO	2	2	0	0	0	0			
SPLITZOFF	0	1	0	0	0	0			
LITTELL	0	1	0	0	0	0			
ALEXANDER	0	1	0	1	1	0			
MINTON (L 0-1)	1	2	1	1	0	1			
* PITCHED TO ONE BATTER IN THIRD									
* PITCHED TO ONE BATTER IN EIGHTH									
TRDY	IP	H	R	ER	BB	SO			
LAMP	4	8	4	4	1	2			
THOMAS	2	2	0	0	0	2			
LEACH (W 1-0)	1	1	0	0	0	0			
LITTELL (S 1)	1	0	0	0	0	0			

GAME-WINNING RBI -- WYNEGAR
E-NONE, DP-TRDY 1, LOB-BOWLER 6, TRDY 7, 2B-TEMPLETON,
COHEN, 3B-WILSON, HP-HARRAN(2), SCHMIDT(1), KEPP(1), SB-
WYNEGAR, SF-TEMPLETON, WYNEGAR.

Game 4

BOWLER	AB	R	H	BI	TRDY	AB	R	H	BI
RANDOLPH, 2B	4	0	1	1	GRIFFEY, RF	4	0	0	0
WILSON, CF	4	0	0	0	BOWA, SS	4	0	0	0
HARRAN, 3B	4	0	0	0	SCHMIDT, 3B	3	0	0	0
FOSTER, DH	2	0	0	0	REGLI, 1B	0	0	0	0
HARRELSON, PH-DH	1	0	0	0	LACY, PH	1	0	1	0
WATSON, 1B	4	1	2	0	HARRELSON, 3B	0	0	0	0
OLIVER, RF	4	0	1	0	KEPP, LF	0	0	0	0
TEMPLETON, SS	4	1	1	0	LUZINSKI, DH	2	0	0	0
RUDI, LF	3	1	2	0	GEORGINO, PH-DH	1	0	0	0
BOONE, C	2	0	0	0	PEREZ, 1B	5	1	1	1
TOTALS	32	3	9	3	COHEN, CF	4	1	2	0
					WYNEGAR, C	4	0	2	0
					FLYNN, 2B	3	0	1	1
					TOTALS	29	2	7	2

BOWLER	0	0	0	0	1	0	2	0	0
TRDY	0	2	0	0	0	0	0	0	0
BOWLER	IP	H	R	ER	BB	SO			
ECKERLEY (W 2-0)	8	7	2	2	5	3			
MINTON (S 2)	1	0	0	0	0	1			
TRDY	IP	H	R	ER	BB	SO			
JOHN (L 0-2)	8	5	3	3	2	2			
LEONARD	0	1	0	0	0	0			
LEACH	0	0	0	0	0	0			
LITTELL	0	0	0	0	0	0			

GAME-WINNING RBI -- RUDI
E-NONE, DP-BOWLER 2, LOB-BOWLER 4, TRDY 6, HP-PEREZ
(1), RUDI(1), SS-KEPP, LACY, CS-KEPP 2, LUZINSKI.

Game 6

TRDY	AB	R	H	BI	BOWLER	AB	R	H	BI
GRIFFEY, RF	5	1	4	3	RANDOLPH, 2B	5	0	3	1
BOWA, SS	5	1	2	3	WILSON, CF	5	0	0	0
SCHMIDT, 3B	4	2	1	2	HARRAN, 3B	3	0	2	0
KEPP, LF	2	0	0	0	NORDHAGEN, PH	1	0	0	0
GEORGINO, PH-LF	0	1	0	0	HARRELSON, 3B	0	0	0	0
GRIESSEN, 1B	4	0	1	0	FOSTER, DH	1	0	0	0
PEREZ, PH-1B	1	0	1	0	HEENER, PH-DH	3	0	0	0
LUZINSKI, DH	5	0	2	2	OLIVER, LF	2	0	0	0
COHEN, CF	3	1	2	0	RUDI, PH-LF	2	0	0	0
WYNEGAR, C	3	3	3	0	WATSON, 1B	1	0	0	0
FLYNN, 2B	5	3	2	1	CELEST, PH-1B	2	1	1	0
TOTALS	40	12	18	12	TEMPLETON, SS	4	0	0	0
					GRUBB, RF	3	1	1	0
					BOONE, C	2	0	1	0
					CORRELL, C	2	0	2	1
					TOTALS	35	2	10	2

TRDY	0	0	4	1	0	2	0	4	1
BOWLER	0	0	0	0	0	0	1	0	1
TRDY	IP	H	R	ER	BB	SO			
LAMP (W 1-0)	5	8	1	1	1	3			
THOMAS	2	2	1	1	1	4			
HOWARD	0	0	0	0	0	0			
BOWLER	IP	H	R	ER	BB	SO			
ALEXANDER (L 0-1)	2	3	2	2	2	0			
LITTELL	0	2	2	2	2	1			
ROSO	0	2	1	1	0	3			
SPITZOFF	1	3	2	2	0	0			
TEKULVE	3	8	5	5	2	1			
* PITCHED TO TWO BATTERS IN THIRD									

GAME-WINNING RBI -- GRIFFEY
E-KEPP, DP-NONE, LOB-TRDY 8, BOWLER 9, 2B-COHEN,
GRIFFEY, HARRAN, LUZINSKI, PEREZ, RANDOLPH, 3B-BOWA, HR-
SCHMIDT(2), SB-GRIFFEY 2, HARRAN, RANDOLPH, CS-KEPP,
WATSON, BOWA, COHEN, SH-WYNEGAR, SF-BOWA, HP-BY
ALEXANDER (KEPP), KP-TEKULVE.

Game 5

BOWLER	AB	R	H	BI	TRDY	AB	R	H	BI
RANDOLPH, 2B	3	1	0	0	GRIFFEY, RF	5	0	2	1
GEORGINO, PH	1	0	0	0	BOWA, SS	5	0	2	1
WILSON, CF	3	0	1	1	SCHMIDT, 3B	3	0	0	0
HARRAN, 3B	1	0	0	0	KEPP, LF	3	0	1	0
FOSTER, DH	4	0	2	0	GRIESSEN, 1B	2	1	1	0
OLIVER, LF	4	0	2	0	PEREZ, DH	4	1	1	0
WATSON, 1B	4	0	1	0	COHEN, CF	3	0	1	0
TEMPLETON, SS	3	0	0	0	WYNEGAR, C	2	2	0	0
HARRELSON, PH	1	0	0	0	FLYNN, 2B	3	0	2	0
GRUBB, RF	3	0	1	0	TOTALS	30	4	9	3
BOONE, C	4	0	2	0					
TOTALS	31	1	9	1					

BOWLER	0	0	0	0	1	0	0	0	0
TRDY	0	0	0	0	1	0	0	0	0
BOWLER	IP	H	R	ER	BB	SO			
BYLIVEN (L 1-1)	4	6	3	3	3	5			
LITTELL	1	1	1	1	1	1			
ROSO	2	0	0	0	0	1			
ALEXANDER	0	1	0	0	0	0			
TEKULVE	0	1	0	0	0	0			
* PITCHED TO ONE BATTER IN EIGHTH									
TRDY	IP	H	R	ER	BB	SO			
KORRIS (W 1-1)	8	7	1	1	6	1			
LEONARD	0	2	0	0	0	2			
LITTELL (S 2)	0	0	0	0	0	0			

GAME-WINNING RBI -- COHEN
E-NONE, DP-BOWLER 1, TRDY 2, LOB-BOWLER 5, TRDY 10,
2B-RANDOLPH, OLIVER, PEREZ, WILSON, SB-WATSON, GRIESSEN, CS-
WILSON, HARRAN, GRUBB, SF-FLYNN, SF-COHEN, HP-BY LIT-
TELL (GRIESSEN), KP-BYLIVEN.

Game 7

TROY	AB	R	H	BI	BOULDER	AB	R	H	BI
DRIESSEN, 1B	4	1	2	1	WILSON, CF	4	0	1	0
EDWARDS, SS	4	0	0	0	SCHMIDT, 3B	4	0	2	0
SCHMIDT, 3B	3	2	1	1	WATSON, 2B	4	3	2	2
KEMP, LF	4	0	6	0	FOSTER, DH	3	1	0	0
PEREZ, DH	4	0	1	0	WATSON, 1B	4	1	2	4
EDWARDS, CF	4	0	1	1	OLIVER, LF	4	0	1	1
WYNEGAR, C	4	0	1	0	TEMPLETON, SS	4	0	1	0
GERARDINO, RF	3	0	0	0	FOSTER, RF	3	0	0	0
WATSON, PH	1	0	0	0	EDWARDS, C	3	0	0	0
FLYNN, 2B	3	0	1	0					
TOTALS	34	3	7	3	TOTALS	32	7	8	7

TROY	IP	H	R	ER	BB	SO
JOHN (L 0-3)	7	6	3	2	0	2
TRAVIS	0	2	2	2	1	0
LITTLE	0	2	2	2	1	0
BOULDER	IP	H	R	ER	BB	SO
ECKERSLEY (W 3-0)	8	5	2	2	0	3
TEKULVE	1	2	1	1	1	0

GAME-WINNING RBI -- HARRAH
 E-DRIESSEN. DP-TROY 2. LBP-TROY 5. BOULDER 3. 2B-HARRAH.
 3B-WATSON. HR-SCHMIDT(3). GRIESSEN(1). HARRAH(3). SS-WILSON
 2.

Series MVP

Dennis Eckersley
 (3-0 1.44)

Troy Giants

PLAYER	AVG.	GP	GI	AB	R	H	BI	2B	3B	HR	BB	SO	E	SH	SF	SB	CS	KH
GRIFFEY	0.381	6	1	23	1	9	4	2	0	0	2	5	0	0	0	2	0	1
WYNEGAR	0.368	6	1	19	5	7	1	0	0	0	3	4	0	0	0	0	0	0
FLYNN	0.364	7	0	22	3	8	2	0	0	0	1	3	0	0	0	0	0	0
LACY	0.333	2	0	3	0	1	0	0	0	0	0	1	0	0	0	0	0	0
BENEDICT	0.333	1	0	3	0	1	0	0	0	0	0	0	0	0	0	0	0	0
DRIESSEN	0.286	6	1	21	3	6	1	0	0	0	1	2	4	1	0	0	1	0
TONY PEREZ	0.287	6	0	15	2	4	2	2	0	1	2	3	0	0	0	0	0	0
HARDLE	0.250	4	0	4	0	1	0	0	0	0	0	0	0	0	0	0	0	0
LUZINSKI	0.231	5	0	13	0	3	2	1	0	0	2	2	0	0	0	0	0	1
EDWARDS	0.222	7	0	27	2	6	3	2	0	0	0	0	0	0	0	1	0	1
KEMP	0.200	7	0	29	2	4	1	0	0	1	7	5	1	0	0	0	1	3
EDNA	0.192	6	1	26	1	3	4	2	1	0	0	2	2	1	0	1	0	0
SCHMIDT	0.130	7	0	23	5	3	5	0	0	0	3	5	7	1	0	0	0	0
GERARDINO	0.050	4	0	4	2	0	0	0	0	0	1	0	0	0	0	0	0	0
BLANKS	0.000	1	1	3	0	0	0	0	0	0	0	0	0	0	0	0	0	0
NEOLI	0.000	3	0	0	0	0	0	0	0	0	0	0	0	0	0	0	0	0
GRAND TOTALS	0.257	7	5	226	26	58	25	9	1	6	25	38	4	2	3	6	6	3

PITCHER	ERA	GS	GR	CG	SH	IP	H	R	ER	HR	BB	SO	W	L	SV	RP
JOHN	3.13	3	0	1	0	23.0	18	10	8	3	5	4	0	3	0	0
MORRIS	1.69	2	0	1	0	16.0	12	4	3	1	9	2	1	1	0	0
LACY	4.09	2	0	0	0	11.0	16	5	5	1	2	5	1	0	0	0
LITTLE	9.00	0	4	0	0	2.0	2	2	2	0	1	0	0	0	2	2
ROY THOMAS	5.05	0	0	0	0	3.3	5	3	3	0	2	6	0	0	0	0
LEWIS	0.00	0	2	0	0	1.0	3	0	0	0	0	2	0	0	0	0
LAESON	0.00	0	1	0	0	1.0	0	0	0	0	0	1	0	0	0	1
FRED HOWARD	0.00	0	1	0	0	0.3	0	0	0	0	0	0	0	0	0	0
LEACH	0.00	0	1	0	0	0.3	0	0	0	0	0	0	0	0	0	0
PIT TOTALS	3.15	7	12	2	0	65.0	57	24	21	5	19	19	3	4	2	3

Boulder Livingjas

PLAYER	AVG.	GP	GI	AB	R	H	BI	2B	3B	HR	BB	SO	E	SH	SF	SB	CS	KH
CORRELL	1.000	1	0	2	0	2	1	0	0	0	0	0	0	0	0	0	0	0
GERARDINO	0.800	2	0	5	2	3	0	0	0	0	0	0	0	0	0	0	0	0
CERENO	0.333	2	2	3	1	1	0	0	0	0	0	1	0	0	0	0	0	0
BOONE	0.300	7	0	20	0	6	1	0	0	0	1	0	0	0	0	1	0	0
N. WILSON	0.286	7	0	27	3	6	5	1	2	5	1	3	0	0	0	1	2	1
HARRAH	0.286	7	0	21	5	6	4	2	0	3	5	1	0	0	0	1	1	2
FOSTER	0.278	7	0	18	2	5	2	1	0	1	4	3	0	0	0	1	0	0
WATSON	0.250	7	0	28	3	7	2	1	1	0	2	5	0	0	0	1	0	0
GRUBB	0.250	4	0	8	1	2	0	0	0	0	2	0	0	0	0	0	1	0
MORRIS	0.250	2	0	4	1	1	0	0	0	0	0	0	1	0	0	0	0	0
R. OLIVER	0.240	7	0	25	0	6	1	1	0	0	1	0	0	0	0	0	0	0
WATSON	0.217	7	0	23	2	5	4	0	1	0	2	3	0	0	0	1	2	1
TEMPLETON	0.174	7	0	23	3	4	2	2	0	0	0	1	0	0	0	0	0	0
REBI	0.125	2	1	8	1	1	2	0	0	0	0	0	0	0	0	0	0	0
REARER	0.000	2	0	0	0	0	0	0	0	0	0	0	0	0	0	0	0	0
BARRELSON	0.000	6	0	4	0	0	0	0	0	0	0	1	0	0	0	0	0	0
GRAND TOTALS	0.253	7	3	225	24	57	24	8	4	5	19	19	0	0	2	8	4	4

PITCHER	ERA	GS	GR	CG	SH	IP	H	R	ER	HR	BB	SO	W	L	SV	RP
ECKERSLEY	1.44	3	0	1	1	25.0	16	4	4	3	9	13	3	0	0	0
BLYLEVEN	2.53	2	0	0	0	10.7	8	3	3	0	3	11	1	1	0	0
MATLACK	4.50	1	0	0	0	2.0	2	1	1	0	2	0	0	0	0	0
D. ALEXANDER	10.13	1	2	0	0	2.3	4	3	3	0	1	1	0	0	1	0
TEKULVE	9.00	0	4	0	0	6.0	12	5	5	1	3	1	0	0	1	2
HINTON	2.70	0	3	0	0	3.3	3	3	1	0	1	3	0	0	1	2
ROBE	4.76	0	1	0	0	3.7	4	3	3	2	1	7	0	0	0	0
LITTLE	8.10	0	1	0	0	3.3	4	3	3	0	0	2	0	0	0	0
SPLITTRIFF	7.71	0	2	0	0	2.3	5	2	2	0	0	0	0	0	0	0
PIT TOTALS	3.84	7	17	1	2	61.0	53	26	26	6	25	38	4	3	2	2

TML Feedback

- * FINE LEAGUE. (ROOTS)
- * I REALLY ENJOYED THE LEAGUE. THANKS TO ALL COACHES FOR THEIR PROMPTNESS IN ALL ASPECTS OF PLAY. ALSO, TO MIKE LANDIN, LARRY ALBER, AND JIM PERTIERRA - GREAT JOB OF RUNNING THINGS! (MULEDY)
- * I HAVE VARIOUS COMPLAINTS ABOUT "REPLAY," BUT NONE ABOUT TML. THE LEAGUE HAS BEEN SUPER FROM THE START. (BRAVARD)
- * TREMENDOUSLY IMPRESSED WITH THE LEAGUE ORGANIZATION FROM THE START. DRAFT PHASES WERE EXCITING AND DIRECT COMMUNICATIONS GOT THE PLAYOFFS OFF TO A GOOD START & QUITE PROMPTLY. HAD SOME MINOR PROBLEM WITH THE "SUMMER STRETCH," BUT AN EXCELLENT EMBRYONIC SEASON OVERALL. (GATTO)
- * I WOULD LIKE TO COMMEND ALL INVOLVED ON THE TML EDITORIAL STAFF FOR A VERY WELL RUN SEASON. A SPECIAL THANKS TO MIKE LANDIN FOR EXPERT STAT WORK AND ORGANIZATION. (LAY)
- * FIRST YEAR IN "REPLAY" LEAGUE. THE MORE I PLAYED THE GAME AND GOT USED TO THE TML, THE MORE I ENJOYED IT. (GORNEY)
- * GREAT NEWSLETTERS! ONE OF THE BETTER LEAGUES AROUND. I JUST WISH ALL THE MANAGERS WOULD ANSWER THEIR MAIL (IN PARTICULAR, TRADE OFFERS). (BAILEY)
- * A GREAT LEAGUE, BUT I THINK THE COMPUTER SHOULD FIGURE ALL STATS ORIGINALLY RATHER THAN CORRECTING THE WORK ALREADY DONE BY MANAGERS. (SMILEY)
- * REALLY ENJOYED THE LEAGUE; VERY WELL PLANNED & ORGANIZED; LENGTH OF SEASON IS GREAT AND NOW THAT I'M MORE ORGANIZED IN OUR NEW HOME, I WON'T LOSE AS MUCH (TML) MONEY! I'M VERY UP ON THE TML & THAT'S ABOUT IT! (KANE)
- * LIKE VIRTUALLY EVERYTHING ABOUT IT. STRONG LEADERSHIP, INTERESTING NEWSLETTERS; ENJOY THE ROOKIE BIDDING APPROACH AND FEEL IT'S MUCH FAIRER THAN THE REVERSE-ORDER DRAFT USED BY MANY LEAGUES. DISLIKE THE TOO-SHORT DEADLINES FOR OFF-SEASON ITEMS. (ADAMS)
- * I COULD DO WITH HALF AS MUCH INFORMATION, WITH FEWER DEADLINES & DECISIONS. BUT THAT'S A SMALL THING, IT'S A GREAT LEAGUE, WITH GOOD PEOPLE. THANKS! ALSO, LANDIN, WHY DON'T YOU PUT YOUR ADDRESS ON ALL FORMS. (JAMES)
- * DISLIKE "SUMMER STRETCH" PERIOD. WOULD PREFER FEWER SERIES WITH A LITTLE MORE TIME BETWEEN EACH. NOT CRAZY ABOUT "GU" - BEING ABLE TO OFFSET INJURY BECAUSE OF HAVING BEEN BENCHED - IF INJURED, YOU ARE HURT! (STEPHENS)
- * EXCELLENT NEWSLETTERS BOTH IN CONTENT & TIMELINESS. INCLUSION OF COMPLETE STATS FOR EACH TEAM THROUGH USE OF THE COMPUTER GAVE A NEW DIMENSION TO ONE WHO ONLY SAW "LEAGUE LEADERS" IN PAST LEAGUES. WHILE I LIKED ALL THE TRADING, DRAFTING, ETC., THE GAMES THEMSELVES WERE GENERALLY BORING TO PLAY. (MCCORKINDALE)
- * BEST LEAGUE I'VE BEEN IN. (PARKS)
- * GOOD ORGANIZATION & PROMPT, INFORMATIVE NEWSLETTERS. (B.MOORE)
- * ENJOYED VERY MUCH, BUT TIME DOES NOT PERMIT MY PLAYING THIS SEASON. (JENSEN)
- * YOU CAN TELL A LEAGUE BY ITS NEWSLETTER, AND THE TML IS DEFINITELY AN EXCELLENT LEAGUE. I PLAN ON BEING IN IT FOR A LONG TIME!! (CARPENTER)
- * ENJOY GAME, ENJOY FORMAT OF THE TML. ORGANIZATION OF TML & TIMELINESS OF NEWSLETTERS ARE EXCELLENT. ONLY DISLIKES ARE ARTIFICIAL "SB" ATTEMPTS AT UNREALISTIC TIMES & DUAL RESTRICTIONS OF MAXIMUM "AB'S" & "GI'S." (MCCLURG)
- * ENJOYED THE TML & THOUGHT IT TO BE A 1ST CLASS OPERATION, BUT DUE TO TIME DEMANDS, I CANNOT CONTINUE. (WHITHORE)
- * I LIKED THE FACT THAT I GOT TO PARTICIPATE IN THE INAUGURAL SEASON, BUT DISLIKED HAVING TO PULL OUT. (EGAN)
- * GREAT LEAGUE! I REALLY ENJOY GETTING THE COMPLETE LEAGUE STATS. (WADE)
- * I FEEL AS IF A LOT OF HARD FEELINGS WERE CAUSED BY STUPID THINGS!! I THINK THE LEAGUE IS FINE AND THE WAY IT'S RUN IS GOOD. IF WE CAN REALIZE THAT THIS IS FOR FUN, I THINK THE LEAGUE WOULD BE EVEN BETTER! (C.LENTINE)
- * I LOVE THE GAME ITSELF. I STILL HAVE TO GET USED TO BEING REWARDED FOR PROMPT REPORTING, BUT WHO AM I TO TURN DOWN A CHANCE FOR FREE MONEY?! (GOLDBERG)
- * I LIKED EVERYTHING, ESPECIALLY "SUMMER STRETCH," COMPUTERIZED STATS, CALIBER OF MANAGERS (& THEIR HONESTY IN AWAY SERIES), AND USE OF MONEY TO DRAFT ROOKIES, FINE LATENESS, WHILE AWARDING PROMPTNESS. I THINK THERE SHOULD BE TWO ALLOTTED ERRORS IN STAT MISTAKES. THE LEAGUE IS THE BEST OF TEN I'VE BEEN IN! (MAYKO)
- * WHILE UNDERSTANDING THAT A BONUS SYSTEM HAS PROBABLY ALLOWED COMPLETE STATISTICS TO BE DISTRIBUTED AT DESIGNATED TIMES, IT HAS ALSO CREATED UNREST THAT I DO NOT LIKE. (SICILIANO)
- * MIKE, LARRY, & JIM ARE DOING THE BEST JOB I'VE EVER SEEN IN RUNNING A MAIL LEAGUE. HATS OFF TO YOU ALL!! ONLY MAJOR "REPLAY" PROBLEM SEEMS TO BE THE "SB" ISSUE, AND WITH SOME CHANGES BY THE TML AND/OR GAME COMPANY ITSELF, THIS SHOULD BE THE BEST LEAGUE OF ALL TIME! (M.MOORE)
- * MY MAIN DISLIKE IS THE GAME ITSELF. I FIND IT BORING COMPARED TO "APBA." "REPLAY" HAS A PLUS IN ITS TREATMENT OF THE POORER PITCHERS, BUT ITS STEALING IS QUESTIONABLE & IS LACK OF BASE COACHING OPPORTUNITIES REDUCES ITS EXCITEMENT LEVEL. IT'S A FINE GAME, BUT IT CAN BE IMPROVED. THE TML BONUS CONCEPT IS GOOD, BUT I FEEL THE DEADLINE IS TOO CLOSE TO STARTING DATE, CREATING A FEELING OF BEING RUSHED TO PLAY GAMES. (F.LENTINE)
- * THE TML IS BETTER THAN SEX!! (ALBANESE)
- * SORRY, NO SOUR GRAPES HERE. I LIKED EVERYTHING ABOUT THE TML! (BOLDUC)
- * PEOPLE JUST TEND TO TAKE THIS WHOLE THING TOO SERIOUSLY. (PERTIERRA)
- * AS STATISTICIAN, I MUST SAY THAT WITHOUT THE TIMELINESS & COOPERATION OF MOST OF YOU MANAGERS, I COULD NEVER HAVE BEEN ABLE TO DO IT! AS FAR AS I'M CONCERNED, THE TML WAS A BIG SUCCESS, FROM START TO FINISH!! (LANDIN)
- * THE 1ST YEAR IS ALWAYS A LEARNING EXPERIENCE. YOU DID WELL IN 1980, YOU'LL PROBABLY DO BETTER IN '81. (MAHAN)
- * LIKES: BEST ORGANIZATION OF ANY LEAGUE I'VE EVER PLAYED IN; FELLOW MANAGERS ALL DO EXCELLENT JOBS; STATS ARE MORE PRECISE THAN MLB; USE OF "REPLAY" AS GAME IS A GREAT CHOICE. DISLIKES: I WISH THE TML COULD HAVE STARTED SEVERAL YEARS AGO, SO I COULD HAVE ENJOYED IT MORE BY NOW. (CLARK)
- * I WAS VERY PLEASED WITH MY FIRST LEAGUE VENTURE. THE TML IS EFFICIENTLY RUN & A LOT OF FUN. (YAMIN)
- * LIKED ALMOST EVERYTHING - GREAT PEOPLE & GREAT GAME. DISLIKED NEGATIVE NATURE OF FINING AND TOO CLOSE SCRUTINY OF STATS. (ALBER)
- * DEFINITELY THE BEST ORGANIZATION OF ITS KIND, BAR NONE! IT'S A SHEER PLEASURE TO BE A PART OF SUCH A QUALITY TABLE GAMING OPERATION. MY HAT'S OFF TO MSSRS. LANDIN, PERTIERRA, ALBER, ET AL!! (ZUCHOWSKI)
- * I THOUGHT THE LEAGUE WAS SUPER. MY MAIN HOPE IS THAT IT CONTINUES FOR MANY YEARS. (PITTNER)
- * TML IS BY FAR THE BEST LEAGUE I HAVE EVER BEEN IN. MIKE LANDIN, JIM PERTIERRA, AND LARRY ALBER HAVE DONE A FANTASTIC JOB KEEPING THINGS RUNNING SO SMOOTHLY. THE ONLY THING I DISLIKE IS WITH THE SCHEDULING, NOT GETTING TO PLAY SOME TEAMS. I LOVE EVERYTHING ELSE. (HALL)
- * THIS IS MY FIRST YEAR WITH "REPLAY" AND I'M IMPRESSED WITH THE GAME & ALSO IMPRESSED WITH TML. I LIKE THE WAY THE LEAGUE IS RUN, THE WAY STATS ARE DONE, AND I ALSO LIKE THE PEOPLE. NO COMPLAINTS. (SCHEMBARI)